



Office of the State Controller

OFFICIAL MEMORANDUM

To: Chief Fiscal Officers
Vice Chancellors

From: Dr. Linda Combs, State Controller

Date: July 24, 2017

Subject: 2015 Statewide Indirect Cost Allocation Plan Approval

The Statewide Indirect Cost Allocation Plan for 2017 based on actual numbers from fiscal year 2015 has been approved by the United States Department of Health and Human Services – Cost Allocation Services. This approval authorizes State agencies/institutions conducting federally supported programs to include as part of their operating costs the Central Service Agency Costs that have been allocated to their agency/institution through this cost plan.

The schedule of interest expense incurred on bonds issued by the Department of State Treasurer and allocated to the universities based upon bond proceed distributions is also attached as supplemental information. Universities conducting federal programs and desiring to charge these programs with interest expense incurred on statewide university construction bonds may wish to use these amounts in your universities' indirect cost agreement.

The 2015 Statewide Indirect Costs Allocation Agreement and related fixed costs for the year ended June 30, 2017 is located on the Office of State Controller's website at <https://www.osc.nc.gov/state-agency-resources/statewide-indirect-cost-allocation-plan-swcap>.

Should you have questions concerning the above, please call Jennifer Pacheco at (919) 707-0764 or e-mail jennifer.pacheco@osc.nc.gov. Thank you for your attention to this matter.

DR. LINDA COMBS, STATE CONTROLLER

MAILING ADDRESS: 1410 Mail Service Center, Raleigh, North Carolina 27699-1410

STREET ADDRESS: 3512 Bush Street, Raleigh, North Carolina 27609

Phone (919) 707-0500 ~ Fax (919) 981-5444

<http://www.osc.nc.gov> ~ An EEO/AA/AWD Employer



90 7th Street, Suite 4-600
San Francisco, CA 94103-6705
PHONE: (415) 437-7820
FAX: (415) 437-7823
EMAIL: CAS-SF@psc.hhs.gov

July 18, 2017

Dr. Linda Combs
State Controller
North Carolina Office of the State Controller
3512 Bush Street
Raleigh, NC 27609-7509

Dear Dr. Combs:

The negotiation agreement approving the central services cost allocation plan for the fiscal year ending (FYE) June 30, 2017 is enclosed. This agreement reflects an understanding reached between your organization and a member of my staff concerning the central service costs that may be included as indirect costs in your departments and agencies that have Federal grants and/or contracts.

Please have the agreement signed by an authorized representative of your organization and return within ten business days of receipt. The signed agreement can be sent to me by email, while retaining the copy for your files. Only when the signed agreement is returned, will we then reproduce and distribute the agreement to the appropriate awarding organizations of the Federal government for their use.

During our review of the central services cost allocation plan, the following was disclosed:

1. Our review included the State's public universities' share of the interest costs incurred by the State to service the General Obligation Bonds. It was determined that the total interest expense for the universities combined were \$32,794,431 for the FYE June 30, 2015.
2. It was agreed that the Section II review of the Information Technology Services Internal Service Funds will be completed as part of the next central services cost allocation plan review. Therefore, the funds' reconciliation schedules based on actual costs for the FYE June 30, 2015, and any related issues will be finalized during the FYE June 30, 2018 negotiations.
3. The State's actuarially determined pension contributions exceeded the Governmental Accounting Standards Board (GASB) Statement No. 68 calculated pension expense. However, 2 CFR 200.431(g)(3) only allows pension plan costs determined in accordance with GAAP (i.e., GASB 68). The Office of Management and Budget (OMB) is aware of the issue and is currently considering revising the regulations. Therefore, we reserve the

right to make an adjustment to the billed pension costs to disallow the pension contributions in excess of the GASB 68 calculated pension expense, if OMB does not revise the regulation or issue an exception. Please acknowledge your concurrence with this condition by counter-signing this letter below and returning it to me.

A cost allocation plan proposal together with supporting information, are required to substantiate your claim for indirect costs under grants and contracts awarded by the Federal government. We have received your proposal based on FYE June 30, 2016 actual costs and have commenced our review.

Sincerely,

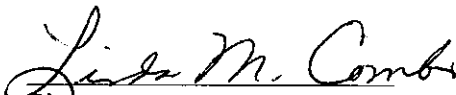
Arif M.
Karim -A

Digitaly signed by Arif M. Karim -A
DN: cn=Arif M. Karim -A, o=State Controller, email=Arif.Karim@statecontroller.com, serial=20170721143318251000
Date: 2017.07.21 14:33:18.251000

Arif Karim, Director
Cost Allocation Services

Enclosure

In concurrence:

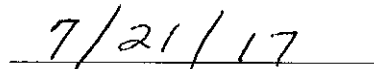

Signature

Linda M. Combs

Name

State Controller

Title


Date

PLEASE SIGN AND RETURN THE NEGOTIATION AGREEMENT BY EMAIL

COST ALLOCATION AGREEMENT
STATE AND LOCAL GOVERNMENTS

EIN: #15-61310675

DATE: July 18, 2017

STATE/LOCALITY:
State of North Carolina
Office of the State Controller
3512 Bush Street
Raleigh, NC 27609-7509

FILING REF.: The preced-
ing agreement was dated:
4/11/16 G17611

SECTION I: ALLOCATED COSTS

The central service costs listed in Exhibit A, attached, are approved on a fixed basis and may be included as part of the costs of the State/local department and agencies indicated during your fiscal year ended June 30, 2017 for further allocation to Federal grants, contracts and other agreements performed at those departments and agencies.

SECTION II: BILLED COSTS

In addition to Section I, which provides for services furnished but not billed, the services listed below are furnished and billed to State/local departments and agencies.

- A. Department of Administration
Motor Fleet Management
Mail Service Center – Central Mail and Courier Services
Temporary Solutions
State and Federal Surplus Property
- B. Department of Information Technology
Computing Services
State Telecommunication Services
- C. Department of Insurance
State Property Fire Insurance
Automobile Retrospective Adjustment
- D. Department of Transportation
Aircraft Operations
- E. Fringe Benefits
Public Employee Retirement Plans
Health Insurance
Unemployment Insurance
Workers' Compensation

STATE/LOCALITY: STATE OF NORTH CAROLINA

AGREEMENT DATE: July 18, 2017

SECTION III: CONDITIONS

The amounts approved in Section I and the billings for the services listed in Section II are subject to the following conditions:

A. LIMITATIONS: (1) Charges resulting from this Agreement are subject to any statutory or administrative limitations and apply to a given grant, contract or other agreement only to the extent that funds are available. (2) Such charges represent costs incurred by the State/locality which are legal obligations of the State/locality and are allowable under OMB Circular A-87. (3) The same costs that are treated as indirect costs are not claimed as direct costs. (4) Similar types of costs are accorded consistent accounting treatment. (5) The information provided by the State/locality which was used to establish this Agreement is not later found to be materially incomplete or inaccurate.

B. ACCOUNTING CHANGES: This Agreement is based on the accounting system purported by the State/locality to be in effect during the Agreement period. Changes to the method of accounting for costs which affect the amount of reimbursement resulting from use of this Agreement require prior approval of the authorized representative of the Cognizant Agency. Such changes include, but are not limited to, changes in the charging of a particular type of cost from allocated cost to a billed cost. Failure to obtain approval may result in cost disallowances.

C. FIXED AMOUNTS: If fixed amounts are approved in Section I of this Agreement, they are based on an estimate of the costs for the period covered by the Agreement. When the actual costs for this period are determined, adjustments will be made to the amounts of a future year to compensate for the difference between the costs used to establish the fixed amounts and actual costs.

D. BILLED COSTS: Charges for the services listed in Section II will be billed in accordance with rates established by the State/locality. These rates will be based on the estimated costs of providing the services. Adjustments for variances between billed costs and the actual allowable costs of providing the services, as defined by OMB Circular A-87, will be made in accordance with procedures agreed to between the State/locality and the Cognizant Agency.

E. USE BY OTHER FEDERAL AGENCIES: This Agreement was executed in accordance with the authority in OMB Circular A-87, and should be applied to grants, contracts and other agreements covered by that Circular, subject to any limitations in Paragraph A above. The State/locality may provide copies of the Agreement to other Federal Agencies to give them early notification of the Agreement.

BY THE STATE/LOCALITY:

BY THE COGNIZANT AGENCY

ON BEHALF OF THE FEDERAL GOVERNMENT:

STATE OF NORTH CAROLINA

DEPARTMENT OF HEALTH AND HUMAN SERVICES

(STATE/LOCALITY)

(AGENCY)


(SIGNATURE)

Arif M. Karim -A Digitally signed by Arif M. Karim -A
DN: c=US, o=U.S. Government, ou=HHS, ou=PSC, ou=People,
cn=Arif M. Karim -A, 0.9.2342.19200300.100.1.1=2000212895
Date: 2017.07.18 23:15:59-0500

Linda M. Combs

(SIGNATURE)

Arif Karim

(NAME)

(NAME)

State Controller

Director, Cost Allocation Services

(TITLE)

(TITLE)

7/21/17

July 18, 2017

(DATE)

(DATE)

HHS Representative: Naomi Tamashiro

Telephone: (415) 437-7820

STATE OF NORTH CAROLINA
STATE-WIDE COST ALLOCATION PLAN
SUMMARY OF FIXED COSTS FOR THE YEAR ENDING JUNE 30, 2017

	Building Depreciation	Equipment Depreciation	Secretary of Admin	DOA Fiscal Management	DOA Personnel	Management Information Services	State Personnel	State Property Office	Facilities Maintenance - (was Building Costs)
Mailroom/Supply Store	\$ -	\$ -	\$ -	\$ -	\$ -	\$ -	\$ -	\$ -	\$ -
Landscaping	\$ -	\$ -	\$ (30,817)	\$ -	\$ (11,652)	\$ -	\$ (677)	\$ -	\$ -
Motor Fleet Mgt	\$ -	\$ -	\$ 201,791	\$ 254,323	\$ 56,355	\$ 53,090	\$ 4,897	\$ 302	\$ -
State Parking	\$ 772	\$ 32,452	\$ 66,236	\$ 6,909	\$ 18,396	\$ 12,554	\$ 1,609	\$ 14	\$ 13,321
Non-Public Educ	\$ 1,199	\$ -	\$ 24,801	\$ 9,502	\$ 6,718	\$ 9,414	\$ 607	\$ 41	\$ 16,969
Telecommunications	\$ (4,883)	\$ -	\$ -	\$ (1,813)	\$ -	\$ -	\$ -	\$ (101)	\$ (74,631)
St. Building Comm	\$ -	\$ -	\$ -	\$ -	\$ -	\$ -	\$ -	\$ -	\$ -
Administration	\$ 439,283	\$ 135,801	\$ 600,132	\$ 355,051	\$ 165,754	\$ 311,150	\$ 14,604	\$ 4,021	\$ 174,477
Governor	\$ 29,723	\$ -	\$ -	\$ -	\$ -	\$ -	\$ 6,401	\$ 607	\$ 431,005
Office of Economic Opportunity	\$ -	\$ -	\$ -	\$ -	\$ -	\$ -	\$ -	\$ -	\$ -
Treasurer	\$ -	\$ -	\$ -	\$ -	\$ -	\$ -	\$ 20,078	\$ -	\$ -
Insurance	\$ -	\$ -	\$ -	\$ -	\$ -	\$ -	\$ -	\$ -	\$ -
Commerce	\$ 184,825	\$ -	\$ -	\$ -	\$ -	\$ -	\$ 43,593	\$ 66,867	\$ 395,590
Cultural Resources	\$ 319,277	\$ -	\$ -	\$ -	\$ -	\$ -	\$ 61,913	\$ 12,774	\$ 3,748,961
Justice	\$ 415,027	\$ -	\$ (506,562)	\$ -	\$ -	\$ -	\$ 28,323	\$ 4,662	\$ 2,397,846
General Assembly	\$ 349,259	\$ -	\$ -	\$ -	\$ -	\$ -	\$ -	\$ 3,325	\$ (154,307)
Judicial	\$ -	\$ -	\$ -	\$ -	\$ -	\$ -	\$ -	\$ 918	\$ 714,704
Admin. Office of the Courts	\$ 122	\$ -	\$ -	\$ -	\$ -	\$ -	\$ 633,462	\$ 2,121	\$ 20,781
Lt. Governor	\$ 2,127	\$ -	\$ -	\$ -	\$ -	\$ -	\$ 793	\$ 67	\$ 32,191
Secretary of State	\$ 42,437	\$ -	\$ -	\$ -	\$ -	\$ -	\$ 17,143	\$ 83	\$ 276,807
Public Instruction	\$ 432,192	\$ -	\$ -	\$ -	\$ -	\$ -	\$ 103,654	\$ 3,445	\$ 1,782,948
Agriculture	\$ 43,001	\$ -	\$ -	\$ -	\$ -	\$ -	\$ 187,028	\$ 42,470	\$ 1,196,077
Labor	\$ 119,811	\$ -	\$ -	\$ -	\$ -	\$ -	\$ 31,699	\$ 675	\$ 577,706
Transportation	\$ 29,159	\$ -	\$ -	\$ -	\$ -	\$ -	\$ 1,035,551	\$ 21,485	\$ (52,075)
Environment/Natural Resources	\$ 225,763	\$ -	\$ -	\$ -	\$ -	\$ -	\$ 235,510	\$ 33,196	\$ 4,921,310
Wildlife Resources	\$ -	\$ -	\$ -	\$ -	\$ -	\$ -	\$ 60,484	\$ 3,801	\$ -
Correction	\$ 16,836	\$ -	\$ -	\$ -	\$ -	\$ -	\$ 1,623,169	\$ 104,601	\$ 174,026
Employment Security Comm	\$ -	\$ -	\$ -	\$ -	\$ -	\$ -	\$ 108,648	\$ 2,000	\$ 57,368
Revenue	\$ 644,406	\$ -	\$ -	\$ -	\$ -	\$ -	\$ 129,945	\$ 2,267	\$ 2,166,408
Crime Control/Public Safety	\$ 99,182	\$ -	\$ -	\$ -	\$ -	\$ -	\$ 443,196	\$ 25,470	\$ 1,318,127
DHHS Admin	\$ 25,665	\$ -	\$ -	\$ -	\$ -	\$ -	\$ 80,539	\$ 69	\$ 198,607
DHHS Aging	\$ -	\$ -	\$ -	\$ -	\$ -	\$ -	\$ 6,297	\$ 47	\$ -
DHHS Disability Determination	\$ -	\$ -	\$ -	\$ -	\$ -	\$ -	\$ 62,951	\$ -	\$ -
DHHS Mental Health	\$ 75,830	\$ -	\$ -	\$ -	\$ -	\$ -	\$ 27,001	\$ 3,891	\$ 635,127
DHHS Social Services	\$ 159,976	\$ -	\$ -	\$ -	\$ -	\$ -	\$ 33,821	\$ 486	\$ 1,335,980
DHHS Medical Assistance	\$ -	\$ -	\$ -	\$ -	\$ -	\$ -	\$ 30,295	\$ -	\$ -
DHHS Blind Services	\$ 29,909	\$ -	\$ -	\$ -	\$ -	\$ -	\$ 30,904	\$ 924	\$ 153,830
DHHS Facility Services	\$ -	\$ -	\$ -	\$ -	\$ -	\$ -	\$ 54,962	\$ -	\$ -
DHHS ARC Black Mountain	\$ -	\$ -	\$ -	\$ -	\$ -	\$ -	\$ 15,653	\$ 674	\$ -
DHHS ARC Butner	\$ -	\$ -	\$ -	\$ -	\$ -	\$ -	\$ 8,714	\$ 27	\$ -
DHHS ARC Greenville	\$ -	\$ -	\$ -	\$ -	\$ -	\$ -	\$ 13,477	\$ 550	\$ -
DHHS Longleaf (Special Care)	\$ -	\$ -	\$ -	\$ -	\$ -	\$ -	\$ 46,372	\$ -	\$ -
DHHS Black Mountain	\$ -	\$ -	\$ -	\$ -	\$ -	\$ -	\$ 40,964	\$ -	\$ -
DHHS Deaf School	\$ -	\$ -	\$ -	\$ -	\$ -	\$ -	\$ -	\$ -	\$ -
DHHS Gov Morehead	\$ -	\$ -	\$ -	\$ -	\$ -	\$ -	\$ -	\$ 5,694	\$ -
DHHS Dix Hospital	\$ -	\$ -	\$ -	\$ -	\$ -	\$ -	\$ -	\$ 1,484	\$ 71,263
DHHS Broughton Hospital	\$ -	\$ -	\$ -	\$ -	\$ -	\$ -	\$ -	\$ 8,569	\$ -
DHHS Cherry Hospital	\$ -	\$ -	\$ -	\$ -	\$ -	\$ -	\$ 121,998	\$ 6,092	\$ -
	\$ -	\$ -	\$ -	\$ -	\$ -	\$ -	\$ 97,426	\$ 5,795	\$ -

STATE OF NORTH CAROLINA
STATE-WIDE COST ALLOCATION PLAN
SUMMARY OF FIXED COSTS FOR THE YEAR ENDING JUNE 30, 2017

	Building Depreciation	Equipment Depreciation	Secretary of Admin	DOA Fiscal Management	DOA Personnel	Management Information Services	State Personnel	State Property Office	Facilities Maintenance - (was Building Costs)
DHHS Umstead Hospital	\$ -	\$ -	\$ -	\$ -	\$ -	\$ -	\$ -	\$ 8,490	\$ -
DHHS W. Carolina (Riddle)	\$ -	\$ -	\$ -	\$ -	\$ -	\$ -	\$ 91,687	\$ 3,832	\$ -
DHHS O'Berry	\$ -	\$ -	\$ -	\$ -	\$ -	\$ -	\$ 69,127	\$ 3,184	\$ -
DHHS Murdoch	\$ -	\$ -	\$ -	\$ -	\$ -	\$ -	\$ 148,627	\$ 4,616	\$ -
DHHS Caswell	\$ -	\$ -	\$ -	\$ -	\$ -	\$ -	\$ 122,929	\$ 6,739	\$ -
DHHS Vocational Rehab	\$ -	\$ -	\$ -	\$ -	\$ -	\$ -	\$ 94,079	\$ 479	\$ -
DHHS Youth Services	\$ -	\$ -	\$ -	\$ -	\$ -	\$ -	\$ -	\$ -	\$ -
DHHS Child Development	\$ -	\$ -	\$ -	\$ -	\$ -	\$ -	\$ 27,007	\$ -	\$ -
DHHS Health Services	\$ (109,507)	\$ -	\$ -	\$ -	\$ -	\$ -	\$ 159,037	\$ 3,686	\$ 3,699,550
DHHS Educ Services	\$ -	\$ -	\$ -	\$ -	\$ -	\$ -	\$ -	\$ -	\$ -
DHHS Central Regional Hospital	\$ -	\$ -	\$ -	\$ -	\$ -	\$ -	\$ 170,401	\$ 4,652	\$ -
Office of Econ Recov & Invest	\$ -	\$ -	\$ -	\$ -	\$ -	\$ -	\$ -	\$ 74	\$ -
American Recov & Reinvest Act	\$ -	\$ -	\$ -	\$ -	\$ -	\$ -	\$ -	\$ -	\$ -
Amer Rec & Reinv Act Non Charge	\$ -	\$ -	\$ -	\$ -	\$ -	\$ -	\$ -	\$ -	\$ -
UNC Administration	\$ -	\$ -	\$ -	\$ -	\$ -	\$ -	\$ 37,522	\$ 3,271	\$ 58,799
UNC Chapel Hill	\$ -	\$ -	\$ -	\$ -	\$ -	\$ -	\$ 721,657	\$ 134,954	\$ -
UNC Greensboro	\$ -	\$ -	\$ -	\$ -	\$ -	\$ -	\$ 118,466	\$ 47,164	\$ -
UNC Charlotte	\$ -	\$ -	\$ -	\$ -	\$ -	\$ -	\$ 209,134	\$ 50,990	\$ -
UNC Asheville	\$ -	\$ -	\$ -	\$ -	\$ -	\$ -	\$ 35,418	\$ 11,604	\$ -
UNC Wilmington	\$ -	\$ -	\$ -	\$ -	\$ -	\$ -	\$ 119,730	\$ 23,268	\$ -
Appalachian State	\$ -	\$ -	\$ -	\$ -	\$ -	\$ -	\$ 153,103	\$ 37,396	\$ -
Winston Salem State	\$ -	\$ -	\$ -	\$ -	\$ -	\$ -	\$ 57,179	\$ 12,833	\$ -
Pembroke State	\$ -	\$ -	\$ -	\$ -	\$ -	\$ -	\$ 41,393	\$ 8,756	\$ -
North Carolina State	\$ 891	\$ -	\$ -	\$ -	\$ -	\$ -	\$ 459,371	\$ 125,117	\$ 881
School of Arts	\$ -	\$ -	\$ -	\$ -	\$ -	\$ -	\$ 27,250	\$ 10,698	\$ -
N.C. A&T University	\$ -	\$ -	\$ -	\$ -	\$ -	\$ -	\$ 113,092	\$ 25,465	\$ -
Elizabeth City State	\$ -	\$ -	\$ -	\$ -	\$ -	\$ -	\$ 19,465	\$ 10,470	\$ -
N.C. Central University	\$ -	\$ -	\$ -	\$ -	\$ -	\$ -	\$ 43,602	\$ 20,841	\$ -
Fayetteville State	\$ -	\$ -	\$ -	\$ -	\$ -	\$ -	\$ 45,332	\$ 11,065	\$ -
W. Carolina University	\$ -	\$ -	\$ -	\$ -	\$ -	\$ -	\$ 70,863	\$ 23,974	\$ -
E. Carolina University	\$ -	\$ -	\$ -	\$ -	\$ -	\$ -	\$ 406,596	\$ 53,963	\$ -
Community Colleges	\$ 57,749	\$ -	\$ -	\$ -	\$ -	\$ -	\$ 17,351	\$ 682	\$ 474,173
N.C. Memorial Hospital	\$ -	\$ -	\$ -	\$ -	\$ -	\$ -	\$ -	\$ 21,730	\$ -
School of Science/Math	\$ -	\$ -	\$ -	\$ -	\$ -	\$ -	\$ 43,017	\$ 3,104	\$ -
N.C. Housing Finance Agency	\$ -	\$ -	\$ -	\$ -	\$ -	\$ -	\$ -	\$ -	\$ -
ITS	\$ 8,834	\$ -	\$ -	\$ -	\$ -	\$ -	\$ 58,003	\$ 1,603	\$ 86,245
Juvenile Justice	\$ -	\$ -	\$ -	\$ -	\$ -	\$ -	\$ 103,455	\$ 7,448	\$ -
All Other	\$ (109,249)	\$ -	\$ -	\$ -	\$ -	\$ -	\$ 12,449	\$ 21,612	\$ (292,960)
TOTAL:	\$ 3,530,616	\$ 168,253	\$ 355,581	\$ 623,972	\$ 235,571	\$ 386,208	\$ 9,256,346	\$ 1,073,373	\$ 26,557,104

STATE OF NORTH CAROLINA
STATE-WIDE COST ALLOCATION PLAN
SUMMARY OF FIXED COSTS FOR THE YEAR ENDING JUNE 30, 2017

	Purchasing	Controller's Office	Controller - Special	State Budget Office	Treasurer	Banking	Retirement	Auditor	Insurance-Admin
Mallroom/Supply Store	\$ -	\$ -	\$ -	\$ -	\$ -	\$ -	\$ -	\$ -	\$ -
Landscaping	\$ -	\$ (6,152)	\$ (36)	\$ -	\$ -	\$ -	\$ (21)	\$ -	\$ -
Motor Fleet Mgt	\$ -	\$ 95,638	\$ 2,862	\$ 20,615	\$ -	\$ -	\$ 46	\$ -	\$ -
State Parking	\$ -	\$ 31,678	\$ 953	\$ 11,820	\$ -	\$ -	\$ 15	\$ -	\$ -
Non-Public Educ	\$ -	\$ 12,318	\$ 379	\$ -	\$ -	\$ -	\$ 4	\$ -	\$ -
Telecommunications	\$ -	\$ -	\$ -	\$ 112,808	\$ -	\$ -	\$ -	\$ -	\$ -
St Building Comm	\$ -	\$ -	\$ -	\$ -	\$ -	\$ -	\$ -	\$ -	\$ -
Administration	\$ -	\$ 289,499	\$ 8,759	\$ 298,165	\$ -	\$ -	\$ 129	\$ 163,053	\$ -
Governor	\$ 120	\$ 18,687	\$ 536	\$ 26,435	\$ -	\$ 1,287	\$ 55	\$ 342	\$ -
Office of Economic Opportunity	\$ -	\$ -	\$ -	\$ -	\$ -	\$ -	\$ -	\$ -	\$ -
Treasurer	\$ -	\$ -	\$ -	\$ 31,426	\$ 303,743	\$ -	\$ 338	\$ 171,044	\$ -
Insurance	\$ (870)	\$ -	\$ -	\$ 65,052	\$ -	\$ -	\$ -	\$ 181	\$ 8,134,713
Commerce	\$ (29,666)	\$ 133,799	\$ 5,274	\$ 262,701	\$ -	\$ 6,823	\$ 52	\$ 254,151	\$ -
Cultural Resources	\$ 6,584	\$ 175,182	\$ 6,567	\$ 345,747	\$ -	\$ 8,708	\$ 386	\$ 24,622	\$ -
Justice	\$ 39,891	\$ 110,782	\$ 4,957	\$ 192,646	\$ -	\$ 10,687	\$ (406)	\$ -	\$ -
General Assembly	\$ 1,839	\$ 10,528	\$ -	\$ 29,938	\$ -	\$ 3,027	\$ -	\$ -	\$ -
Judicial	\$ -	\$ -	\$ -	\$ -	\$ -	\$ -	\$ -	\$ -	\$ -
Admin Office of the Courts	\$ 897	\$ 1,826,200	\$ 55,509	\$ 299,156	\$ -	\$ 119,683	\$ 4,453	\$ 4,334	\$ -
Lt. Governor	\$ (4)	\$ 1,408	\$ 46	\$ 17,241	\$ -	\$ 100	\$ 10	\$ -	\$ -
Secretary of State	\$ 462	\$ 59,137	\$ 1,603	\$ 43,675	\$ -	\$ 3,367	\$ 105	\$ 3,363	\$ -
Public Instruction	\$ 504,602	\$ 434,462	\$ 10,001	\$ 683,154	\$ -	\$ 61,562	\$ 612	\$ 1,054,581	\$ -
Agriculture	\$ 62,364	\$ 727,737	\$ 20,193	\$ 837,128	\$ -	\$ 62,793	\$ 1,327	\$ 11,346	\$ -
Labor	\$ (326)	\$ 85,181	\$ 3,102	\$ 118,114	\$ -	\$ 3,216	\$ 165	\$ 22,235	\$ -
Transportation	\$ 174,330	\$ 4,929,048	\$ 220,326	\$ 471,954	\$ -	\$ -	\$ 5,968	\$ 358,159	\$ -
Environment/Natural Resources	\$ (9,561)	\$ 1,040,557	\$ 29,478	\$ 1,108,581	\$ -	\$ 87,043	\$ 1,444	\$ 215,075	\$ -
Wildlife Resources	\$ 39,358	\$ 306,135	\$ 6,475	\$ 260,424	\$ -	\$ 35,988	\$ 438	\$ (55,176)	\$ -
Correction	\$ (740,937)	\$ 5,247,482	\$ 150,768	\$ 1,746,494	\$ -	\$ 537,709	\$ 9,272	\$ 400	\$ -
Employment Security Comm	\$ (125)	\$ 52,449	\$ 9,757	\$ 9,035	\$ -	\$ (1)	\$ 533	\$ 137,482	\$ -
Revenue	\$ 4,243	\$ 318,959	\$ 12,594	\$ 122,147	\$ -	\$ 9,283	\$ 936	\$ 132,569	\$ -
Crime Control/Public Safety	\$ 754,281	\$ 1,879,242	\$ 37,676	\$ (224,149)	\$ -	\$ 167,213	\$ 4,224	\$ 70,477	\$ -
DHHS Admin	\$ 67,258	\$ 167,681	\$ 6,608	\$ 186,667	\$ -	\$ 12,538	\$ 577	\$ 1,185,764	\$ -
DHHS Aging	\$ -	\$ 36,332	\$ 533	\$ 72,629	\$ -	\$ 6,698	\$ 40	\$ 23,461	\$ -
DHHS Disability Determination	\$ -	\$ 735,159	\$ 4,934	\$ 10,176	\$ -	\$ 171,208	\$ 530	\$ -	\$ -
DHHS Mental Health	\$ -	\$ 637,660	\$ 1,997	\$ 430,865	\$ -	\$ 175,166	\$ 269	\$ 31,018	\$ -
DHHS Social Services	\$ -	\$ 103,330	\$ 2,752	\$ 70,901	\$ -	\$ 9,873	\$ 248	\$ 77,940	\$ -
DHHS Medical Assistance	\$ -	\$ 69,962	\$ 2,669	\$ 43,301	\$ -	\$ 3,167	\$ 154	\$ 251,665	\$ -
DHHS Blind Services	\$ -	\$ 78,293	\$ 2,541	\$ 162,622	\$ -	\$ 6,172	\$ 221	\$ 289,473	\$ -
DHHS Facility Services	\$ -	\$ 33,367	\$ 1,504	\$ 586	\$ -	\$ 7,935	\$ 397	\$ 42,134	\$ -
DHHS ARC Black Mountain	\$ -	\$ 17,432	\$ 1,085	\$ 1,648	\$ -	\$ 17	\$ 72	\$ -	\$ -
DHHS ARC Butner	\$ -	\$ 28,933	\$ 1,223	\$ (265)	\$ -	\$ 20	\$ (40)	\$ -	\$ -
DHHS ARC Greenville	\$ -	\$ 100,868	\$ 4,064	\$ 10,731	\$ -	\$ 16	\$ 84	\$ -	\$ -
DHHS Longleaf (Special Care)	\$ 2,636	\$ 89,080	\$ 3,615	\$ 8,103	\$ -	\$ 150	\$ 339	\$ -	\$ -
DHHS Black Mountain	\$ -	\$ -	\$ -	\$ -	\$ -	\$ 171	\$ 292	\$ -	\$ -
DHHS Deaf School	\$ -	\$ -	\$ -	\$ 822	\$ -	\$ -	\$ -	\$ -	\$ -
DHHS Gov Morehead	\$ -	\$ -	\$ -	\$ -	\$ -	\$ -	\$ -	\$ -	\$ -
DHHS Dix Hospital	\$ -	\$ 46	\$ -	\$ 5,791	\$ -	\$ 21	\$ -	\$ -	\$ -
DHHS Broughton Hospital	\$ (3,336)	\$ 265,922	\$ 10,508	\$ 13,309	\$ -	\$ 415	\$ 947	\$ -	\$ -
DHHS Cherry Hospital	\$ -	\$ 220,672	\$ 8,448	\$ 16,524	\$ -	\$ 2,717	\$ 739	\$ 7,070	\$ -

STATE OF NORTH CAROLINA
STATE-WIDE COST ALLOCATION PLAN
SUMMARY OF FIXED COSTS FOR THE YEAR ENDING JUNE 30, 2017

	Purchasing	Controller's Office	Controller - Special	State Budget Office	Treasurer	Banking	Retirement	Auditor	Insurance-Admin
DHHS Umstead Hospital	\$ -	\$ -	\$ -	\$ (4,515)	\$ -	\$ -	\$ -	\$ -	\$ -
DHHS W. Carolina (Riddle)	\$ (3,012)	\$ 201,895	\$ 8,118	\$ 46,352	\$ -	\$ 1,198	\$ 641	\$ -	\$ -
DHHS O'Berry	\$ (3,336)	\$ 148,504	\$ 6,535	\$ 30,520	\$ -	\$ 480	\$ 348	\$ -	\$ -
DHHS Murdoch	\$ (1,344)	\$ 324,499	\$ 13,470	\$ 8,607	\$ -	\$ 1,518	\$ 939	\$ -	\$ -
DHHS Caswell	\$ 5,594	\$ 271,794	\$ 11,376	\$ 14,371	\$ -	\$ 2,496	\$ 702	\$ -	\$ -
DHHS Vocational Rehab	\$ -	\$ 318,280	\$ 7,639	\$ 128,736	\$ -	\$ 49,121	\$ 701	\$ 30,503	\$ -
DHHS Youth Services	\$ -	\$ -	\$ -	\$ -	\$ -	\$ -	\$ -	\$ -	\$ -
DHHS Child Development	\$ -	\$ 78,475	\$ 2,234	\$ 128,009	\$ -	\$ 7,058	\$ 187	\$ (114)	\$ -
DHHS Health Services	\$ (46,703)	\$ 460,374	\$ 13,563	\$ 529,710	\$ -	\$ 40,776	\$ 961	\$ 132,260	\$ -
DHHS Educ Services	\$ -	\$ (18)	\$ -	\$ -	\$ -	\$ (1)	\$ -	\$ -	\$ -
DHHS Central Regional Hospital	\$ 1,992	\$ 373,096	\$ 15,091	\$ 22,232	\$ -	\$ 1,509	\$ 1,190	\$ -	\$ -
Office of Econ Recov & Invest	\$ -	\$ -	\$ -	\$ -	\$ -	\$ -	\$ -	\$ -	\$ -
American Recov & Reinvest Act	\$ -	\$ -	\$ -	\$ -	\$ -	\$ -	\$ -	\$ -	\$ -
Amer Rec & Reinv Act Non Charge	\$ -	\$ -	\$ -	\$ -	\$ -	\$ -	\$ -	\$ -	\$ -
UNC Administration	\$ 23,674	\$ -	\$ -	\$ 168,201	\$ -	\$ -	\$ 329	\$ 61,398	\$ -
UNC Chapel Hill	\$ 231,360	\$ -	\$ -	\$ 240,872	\$ -	\$ -	\$ 4,945	\$ 133,841	\$ -
UNC Greensboro	\$ 12,079	\$ -	\$ -	\$ 69,491	\$ -	\$ -	\$ 811	\$ 9,805	\$ -
UNC Charlotte	\$ 32,997	\$ -	\$ -	\$ 98,551	\$ -	\$ -	\$ 1,922	\$ 11,608	\$ -
UNC Asheville	\$ 29,535	\$ -	\$ -	\$ 24,918	\$ -	\$ -	\$ 268	\$ 37,282	\$ -
UNC Wilmington	\$ 19,138	\$ -	\$ -	\$ 205,802	\$ -	\$ -	\$ 1,059	\$ 25,825	\$ -
Appalachian State	\$ (4,874)	\$ -	\$ -	\$ 251,806	\$ -	\$ -	\$ 1,319	\$ (109,206)	\$ -
Winston Salem State	\$ 352	\$ -	\$ -	\$ 34,959	\$ -	\$ -	\$ 440	\$ 150,029	\$ -
Pembroke State	\$ (3,433)	\$ -	\$ -	\$ 56,474	\$ -	\$ -	\$ 282	\$ 29,816	\$ -
North Carolina State	\$ 69,467	\$ -	\$ -	\$ 207,278	\$ -	\$ -	\$ 2,997	\$ 42,252	\$ -
School of Arts	\$ 19,954	\$ -	\$ -	\$ 33,656	\$ -	\$ -	\$ 241	\$ 6,422	\$ -
N.C. A&T University	\$ (3,012)	\$ -	\$ -	\$ 57,967	\$ -	\$ -	\$ 1,091	\$ 151,944	\$ -
Elizabeth City State	\$ (24,756)	\$ -	\$ -	\$ 32,147	\$ -	\$ -	\$ 1	\$ 91,146	\$ -
N.C. Central University	\$ 7,284	\$ -	\$ -	\$ 42,344	\$ -	\$ -	\$ 19	\$ 173,896	\$ -
Fayetteville State	\$ 7,090	\$ -	\$ -	\$ 23,956	\$ -	\$ -	\$ 415	\$ 127,026	\$ -
W. Carolina University	\$ 9,031	\$ -	\$ -	\$ 56,448	\$ -	\$ -	\$ 475	\$ 24,042	\$ -
E. Carolina University	\$ 31,920	\$ -	\$ -	\$ 138,555	\$ -	\$ -	\$ 3,549	\$ 21,448	\$ -
Community Colleges	\$ 376,007	\$ 52,662	\$ 1,752	\$ 74,967	\$ -	\$ 2,878	\$ 114	\$ 680,341	\$ -
N.C. Memorial Hospital	\$ 37,786	\$ 2	\$ -	\$ -	\$ -	\$ 2	\$ -	\$ 217,324	\$ -
School of Science/Math	\$ 2,258	\$ 66,060	\$ 2,271	\$ 98,369	\$ -	\$ 2,674	\$ 618	\$ 33,378	\$ -
N.C. Housing Finance Agency	\$ -	\$ 744	\$ -	\$ 4,731	\$ -	\$ 193	\$ -	\$ -	\$ -
ITS	\$ (2,045)	\$ 139,461	\$ 4,790	\$ 132,023	\$ -	\$ 20,826	\$ 525	\$ 209,474	\$ -
Juvenile Justice	\$ (448)	\$ 502,118	\$ 10,481	\$ 115,280	\$ -	\$ 45,373	\$ 535	\$ -	\$ -
All Other	\$ 19,506	\$ 49,690	\$ 811	\$ (66,945)	\$ -	\$ 8,296	\$ 164	\$ 673,591	\$ -
TOTAL:	\$ 1,718,101	\$ 23,491,367	\$ 742,886	\$ 11,048,698	\$ 303,743	\$ 1,701,222	\$ 62,732	\$ 8,251,693	\$ 8,134,713

STATE OF NORTH CAROLINA
STATE-WIDE COST ALLOCATION PLAN
SUMMARY OF FIXED COSTS FOR THE YEAR ENDING JUNE 30, 2017

	Administrative Hearings	Archives Records	State Health Benefits	Attorney General	State Construction	Information Tech Fund	Schedule of Section II Over/Under	Total Fixed 2017 Costs
	\$	\$	\$	\$	\$	\$	\$	\$
Mailroom/Supply Store	-	-	-	-	-	-	-	-
Landscaping	-	-	(17)	-	-	-	-	(49,372)
Motor Fleet Mgt	-	-	(36)	-	-	938	(20,973)	669,848
State Parking	-	-	(14)	-	-	15	(1)	196,729
Non-Public Educ	-	-	(5)	-	-	5	-	81,952
Telecommunications	-	3,047	-	-	-	2	-	34,429
St Building Comm	-	-	-	-	-	-	-	-
Administration	-	17,824	(121)	-	567,997	351	628	3,546,557
Governor	-	32,182	(55)	-	-	371	595,422	1,143,118
Office of Economic Opportunity	-	-	-	-	-	-	-	7,497
Treasurer	-	48,172	76	-	-	-	-	574,877
Insurance	-	41,182	-	-	669,594	-	-	8,909,853
Commerce	506,895	292,677	(857)	2,010	14,846	4,075	19,362	2,163,017
Cultural Resources	4,506	14,410	(748)	616	254,684	2,061	4,154	4,990,404
Justice	325,240	87,204	(1,218)	378,614	135,271	1,554	2,590	4,134,670
General Assembly	-	10,334	-	-	2,801	138	3,237	260,119
Judicial	-	-	-	-	-	-	-	1,527,781
Admin Office of the Courts	-	6,133	(6,921)	3,919	-	3,300	22,715	2,995,864
Lt. Governor	-	10,335	(1)	-	-	25	32	64,368
Secretary of State	26,242	17,447	(213)	15,986	-	177	282	510,103
Public Instruction	247,692	102,307	(1,308)	-	65,543	17,078	(17,464)	4,958,499
Agriculture	15,373	22,265	(2,027)	591	359,013	2,021	22,771	3,611,471
Labor	21,055	8,227	(433)	1,320,145	563,213	634	57	2,311,263
Transportation	(2,653)	152,470	(13,300)	799,686	338,490	23,956	889,163	9,606,463
Environment/Natural Resources	-	217,422	(2,889)	-	162,357	4,188	35,639	8,587,567
Wildlife Resources	-	7,998	(642)	560	-	772	(204)	828,768
Correction	(9,999)	292,259	(20,927)	-	111,745	3,326	252,010	9,498,234
Employment Security Comm	(1,666)	(2,892)	(1,532)	-	1,724	8,387	1,497	382,664
Revenue	127,613	37,147	(1,386)	977,404	-	6,952	6,495	4,697,972
Crime Control/Public Safety	55,812	30,876	(3,181)	(4,768)	556,660	15,388	(19,349)	5,206,377
DHHS Admin	1,464,792	17,893	(863)	6,087	(6,257)	17,993	(16,281)	3,415,287
DHHS Aging	-	1,365	(74)	1,534	-	50	89	149,001
DHHS Disability Determination	-	-	(555)	-	-	304	5,905	990,612
DHHS Mental Health	-	17,796	(177)	2,091	(2,125)	1,228	1,459	2,039,096
DHHS Social Services	1,274,508	21,533	(350)	9,548	-	7,483	10,485	3,118,514
DHHS Medical Assistance	-	(11,945)	(418)	4,685	-	663	1,463	395,681
DHHS Blind Services	-	9,635	(334)	432	-	186	233	765,001
DHHS Facility Services	-	48,640	(584)	10,624	-	597	3,586	470,025
DHHS ARC Black Mountain	-	-	(228)	-	12,155	-	513	64,313
DHHS ARC Butler	-	-	(248)	-	76	-	515	29,229
DHHS ARC Greenville	-	-	(164)	-	48,849	-	248	91,051
DHHS Longleaf (Special Care)	-	-	(488)	-	15,697	-	583	180,952
DHHS Black Mountain	-	-	(446)	-	18,030	-	158	159,967
DHHS Deaf School	-	-	-	-	4,115	287	326	11,244
DHHS Gov Morehead	-	32	-	-	4,090	-	209	77,078
DHHS Dix Hospital	-	-	-	-	50,845	-	(167)	65,105
DHHS Broughton Hospital	-	-	(1,202)	926	36,107	-	571	452,257
DHHS Cherry Hospital	-	-	(984)	991	23,955	-	1,010	384,363

STATE OF NORTH CAROLINA
STATE-WIDE COST ALLOCATION PLAN
SUMMARY OF FIXED COSTS FOR THE YEAR ENDING JUNE 30, 2017

	Administrative Hearings	Archives Records	State Health Benefits	Attorney General	State Construction	Information Tech Fund	Schedule of Section II Over/Under	Total Fixed 2017 Costs
DHHS Urmstead Hospital	\$ -	\$ -	\$ -	\$ -	\$ -	\$ -	\$ -	\$ 3,975
DHHS W. Carolina (Riddle)	\$ -	\$ -	\$ (1,008)	\$ -	\$ 30,460	\$ -	\$ 1,013	\$ 381,176
DHHS O'Berry	\$ -	\$ -	\$ (963)	\$ -	\$ 15,222	\$ -	\$ 677	\$ 270,298
DHHS Murdoch	\$ -	\$ -	\$ (1,785)	\$ -	\$ 9,730	\$ -	\$ 1,276	\$ 510,153
DHHS Caswell	\$ -	\$ -	\$ (1,590)	\$ -	\$ 30,445	\$ -	\$ 664	\$ 465,520
DHHS Vocational Rehab	\$ -	\$ 3,223	\$ (969)	\$ 1,256	\$ 6,892	\$ 1,672	\$ 4,638	\$ 646,250
DHHS Youth Services	\$ -	\$ 2,293	\$ -	\$ -	\$ -	\$ -	\$ 522	\$ 2,815
DHHS Child Development	\$ -	\$ 1,682	\$ (301)	\$ 2,778	\$ -	\$ 625	\$ 50,742	\$ 298,362
DHHS Health Services	\$ -	\$ 248,102	\$ (1,978)	\$ 3,986	\$ (2,644)	\$ 932	\$ 23,561	\$ 5,155,666
DHHS Educ Services	\$ -	\$ (2,955)	\$ -	\$ -	\$ -	\$ -	\$ 17,363	\$ 14,409
DHHS Central Regional Hospital	\$ -	\$ -	\$ (1,873)	\$ 887	\$ 44,788	\$ -	\$ 3,306	\$ 637,271
Office of Econ. Recov. & Invest.	\$ -	\$ -	\$ -	\$ -	\$ -	\$ -	\$ 17	\$ 91
American Recov. & Reinvest Act	\$ -	\$ -	\$ -	\$ -	\$ -	\$ -	\$ -	\$ -
Amer Rec & Reinv Act Non Charge	\$ -	\$ -	\$ -	\$ -	\$ -	\$ -	\$ -	\$ -
UNC Administration	\$ 7,228	\$ 5,342	\$ (312)	\$ 15,262	\$ 634	\$ 74	\$ 17,363	\$ 398,785
UNC Chapel Hill	\$ -	\$ 16	\$ (8,078)	\$ -	\$ 324,111	\$ 122	\$ 10,018	\$ 1,793,818
UNC Greensboro	\$ -	\$ 2,933	\$ (1,328)	\$ -	\$ (30,024)	\$ 13	\$ 17,661	\$ 247,071
UNC Charlotte	\$ -	\$ 2,354	\$ (1,610)	\$ -	\$ 279,517	\$ 112	\$ 3,555	\$ 689,130
UNC Asheville	\$ -	\$ (80)	\$ (359)	\$ -	\$ 20,697	\$ 116	\$ 19,060	\$ 178,459
UNC Wilmington	\$ -	\$ (1,881)	\$ (981)	\$ -	\$ 150,856	\$ 6	\$ 23,148	\$ 565,970
Appalachian State	\$ -	\$ -	\$ (1,312)	\$ -	\$ (61,113)	\$ 972	\$ 6,253	\$ 274,344
Winston Salem State	\$ -	\$ 8	\$ (567)	\$ -	\$ 23,886	\$ 214	\$ 2,161	\$ 281,494
Pembroke State	\$ -	\$ -	\$ (464)	\$ -	\$ 46,954	\$ 123	\$ 102,699	\$ 282,600
North Carolina State	\$ -	\$ 2,116	\$ (5,349)	\$ -	\$ 359,424	\$ 205	\$ 5,541	\$ 1,269,191
School of Arts	\$ -	\$ -	\$ (222)	\$ -	\$ (73,847)	\$ 218	\$ 5,750	\$ 30,120
N.C. A&T University	\$ -	\$ -	\$ (795)	\$ -	\$ 100,701	\$ 599	\$ 8,505	\$ 455,557
Elizabeth City State	\$ -	\$ -	\$ (415)	\$ -	\$ (4,360)	\$ 250	\$ 17,082	\$ 141,030
N.C. Central University	\$ -	\$ -	\$ (906)	\$ -	\$ (14,721)	\$ 1,140	\$ 5,341	\$ 278,840
Fayetteville State	\$ -	\$ -	\$ (353)	\$ -	\$ (9,365)	\$ 242	\$ 6,835	\$ 212,243
W. Carolina University	\$ -	\$ (196)	\$ (808)	\$ -	\$ (54,916)	\$ 75	\$ (2,070)	\$ 126,918
E. Carolina University	\$ -	\$ 2,581	\$ (3,406)	\$ -	\$ 392,956	\$ 220	\$ (4,983)	\$ 1,043,399
Community Colleges	\$ -	\$ 17,655	\$ (201)	\$ -	\$ 508,628	\$ 986	\$ 40,976	\$ 2,306,720
N.C. Memorial Hospital	\$ -	\$ 170	\$ -	\$ (1,004)	\$ 35,513	\$ -	\$ 1,202	\$ 312,725
School of Science/Math	\$ -	\$ 222	\$ 5	\$ -	\$ (51)	\$ 15	\$ 39	\$ 251,979
N.C. Housing Finance Agency	\$ -	\$ 7,313	\$ -	\$ -	\$ -	\$ 107	\$ 5,511	\$ 18,599
ITS	\$ -	\$ 421	\$ (460)	\$ 2,138	\$ 11,086	\$ 9,048	\$ 2,266	\$ 684,238
Juvenile Justice	\$ -	\$ 36,504	\$ (1,421)	\$ (1,032)	\$ 48,664	\$ 1,057	\$ (114,488)	\$ 753,526
All Other	\$ 298,761	\$ 120,880	\$ (23)	\$ (614,217)	\$ (8,979)	\$ 599	\$ -	\$ 94,186
TOTAL:	\$ 4,467,720	\$ 2,010,175	\$ (104,702)	\$ 2,941,735	\$ 6,188,719	\$ 144,247	\$ 2,077,382	\$ 115,369,455




Statewide Cost Allocation Plan

State of North Carolina

University Interest Calculation

FINAL

**Based on Actual Expenditures
For Fiscal Year Ending June 30, 2015**



**State of North Carolina
FY 2014/2015
University Interest**

		TOTAL DEBT ISSUED	INTEREST PAID	LESS INTEREST EARNED	NET INTEREST COST	CC 40070	NCSSM 40069	UNC CH Hlth 40072	UNC CH 40073	NCSU 40074	UNC G 40075	UNC C 40076	UNC A 40077	UNC W 40078
BOND ISSUE														
	64187	268,000,000	-	-	-	10,974,704 4.0950%	1,276,615 0.4763%	14,244,577 5.3151%	24,290,311 9.0635%	16,042,264 5.9859%	23,555,044 8.7892%	16,417,638 6.1260%	1,772,631 0.6614%	2,712,252 1.0120%
Allocated Int.	%					-	-	-	-	-	-	-	-	-
	64190	204,400,000	-	-	-	26,826,441 13.1245%	0.0000%	0.0000%	0.0000%	0.0000%	0.0000%	0.0000%	0.0000%	0.0000%
Allocated Int.	%					-	-	-	-	-	-	-	-	-
	64121	88,750,000	-	-	-	5,916,165 6.6661%	423,231 0.4769%	3,978,987 4.4834%	4,352,707 4.9045%	5,913,238 6.6628%	5,847,168 6.5884%	3,787,602 4.2677%	375,316 0.4229%	897,832 1.0116%
Allocated Int.	%					-	-	-	-	-	-	-	-	-
	64122	88,750,000	-	-	-	8,118,149 9.1472%	575,758 0.6487%	8,217,885 9.2596%	4,510,580 5.0823%	4,821,338 5.4325%	3,726,885 4.1993%	4,447,896 5.0117%	995,378 1.1216%	2,048,073 2.3077%
Allocated Int.	%					-	-	-	-	-	-	-	-	-
	64124	88,750,000	-	-	-	8,329,859 9.3858%	229,576 0.2587%	8,680,842 9.7812%	7,502,103 8.4531%	8,997,999 10.1386%	5,700,637 6.4233%	5,354,687 6.0335%	525,976 0.5926%	1,536,494 1.7313%
Allocated Int.	%					-	-	-	-	-	-	-	-	-
	64125	88,750,000	-	-	-	12,234,294 13.7851%	166,169 0.1872%	4,053,595 4.5674%	4,318,612 4.8660%	11,620,547 13.0936%	4,789,232 5.3963%	5,174,756 5.8307%	1,125,438 1.2681%	2,139,387 2.4106%
Allocated Int.	%					-	-	-	-	-	-	-	-	-
	64134	320,000,000	990,000	-	990,000	50,332,474 15.7289%	1,170,828 0.3659%	21,549,665 6.7343%	23,140,406 7.2314%	56,605,223 17.6891%	9,051,471 2.8286%	26,723,393 8.3511%	4,542,273 1.4195%	11,162,974 3.4884%
Allocated Int.	%					155,716	3,622	66,669	71,591	175,122	28,003	82,675	14,053	34,535
	64135	283,255,000	-	-	-	30,667,526 10.8268%	1,077,064 0.3802%	16,609,199 5.8637%	23,742,432 8.3820%	51,939,522 18.3367%	8,047,539 2.8411%	32,122,183 11.3404%	5,417,191 1.9125%	7,153,596 2.5255%
Allocated Int.	%					-	-	-	-	-	-	-	-	-
	64146	707,900,000	-	-	-	133,200,000 18.8162%	54,112 0.0076%	32,234,748 4.5536%	76,386,812 10.7906%	85,488,204 12.0763%	21,963,349 3.1026%	47,035,042 6.6443%	3,170,803 0.4479%	12,902,616 1.8227%
Allocated Int.	%					-	-	-	-	-	-	-	-	-
	64154	705,500,000	1,375,000	-	1,375,000	100,000,000 14.1743%	87,466 0.0124%	33,992,930 4.8183%	85,708,124 12.1486%	101,421,124 14.3758%	28,171,798 3.9932%	40,859,968 5.7916%	10,825,192 1.5344%	40,454,484 5.7342%
Allocated Int.	%					194,897	170	66,251	167,043	197,667	54,906	79,635	21,098	78,845
	64158	300,000,000	2,175,000	-	2,175,000	48,941,803 16.3139%	102,181 0.0341%	10,587,453 3.5292%	44,816,938 14.9390%	70,726,720 23.5756%	20,683,704 6.8946%	5,361,820 1.7873%	14,310,073 4.7700%	15,585,492 5.1952%
Allocated Int.	%					354,828	741	76,759	324,923	512,769	149,957	38,873	103,748	112,995
	64220	502,745,000	7,179,163	2,221	7,176,941	126,660,991 25.1939%	52,545 0.0105%	9,282,895 1.8464%	53,533,117 10.6482%	59,445,128 11.8241%	36,160,922 7.1927%	4,682,519 0.9314%	7,917,512 1.5749%	13,719,966 2.7290%
Allocated Int.	%					1,808,150	750	132,518	764,213	848,610	516,216	66,845	113,027	195,860
	68222	487,700,000 (SEE 29011 BELOW)*	19,020,300	12,183	19,008,117									
Allocated Int.	%													
HIGHER EDUCATION FY INTEREST PAID SUBTOTAL						2,513,592	5,284	342,198	1,327,769	1,734,168	749,082	268,029	251,925	422,234

*29011 is in the 2010A Series and corresponds to 68222.

**State of North Carolina
FY 2014/2015
University Interest**

		WCU 40079	ASU 40080	UNC P 40081	WSSU 40082	ECSU 40083	FSU 40084	NCCU 40085	ECU 40086	NCA&T 40087	NCSA 40088	UNC GA 40089	UNC A Arb 40090	University Total
BOND ISSUE														
	64187	5,450,046	6,248,406	1,458,363	5,744,865	2,104,001	581,341	3,074,608	29,531,846	21,639,371	6,015,371	18,868,930	571,518	212,574,704
Allocated Int.	%	2.0336%	2.3315%	0.5442%	2.1436%	0.7851%	0.2169%	1.1472%	11.0193%	8.0744%	2.2445%	7.0406%	0.2133%	79.319%
	64190	-	-	-	645,033	-	676,040	594,758	27,899	661,012	263,991	1,135,884	-	30,831,057
Allocated Int.	%	0.0000%	0.0000%	0.0000%	0.3156%	0.0000%	0.3307%	0.2910%	0.0136%	0.3234%	0.1292%	0.5557%	0.0000%	15.084%
	64121	2,422,713	1,637,289	477,685	3,049,099	1,002,304	432,450	3,138,226	7,328,644	3,472,661	2,466,377	7,423,206	92,486	64,435,387
Allocated Int.	%	2.7298%	1.8448%	0.5382%	3.4356%	1.1294%	0.4873%	3.5360%	8.2576%	3.9129%	2.7790%	8.3642%	0.1042%	72.603%
	64122	2,945,512	3,039,925	266,908	1,274,829	505,660	192,647	1,055,842	6,589,603	5,380,773	4,046,874	2,113,982	111,040	64,985,537
Allocated Int.	%	3.3189%	3.4253%	0.3007%	1.4364%	0.5698%	0.2171%	1.1897%	7.4249%	6.0628%	4.5599%	2.3820%	0.1251%	73.223%
	64124	4,041,285	1,541,140	492,935	408,201	200,260	416,202	1,007,193	6,070,532	349,966	1,255,155	921,470	44,382	63,606,892
Allocated Int.	%	4.5536%	1.7365%	0.5554%	0.4599%	0.2256%	0.4690%	1.1349%	6.8400%	0.3943%	1.4143%	1.0383%	0.0500%	71.670%
	64125	3,547,987	1,785,608	328,034	2,056,810	869,152	554,912	2,377,204	2,861,376	2,662,453	2,138,000	968,491	168,901	65,940,958
Allocated Int.	%	3.9977%	2.0120%	0.3696%	2.3175%	0.9793%	0.6253%	2.6785%	3.2241%	2.9999%	2.4090%	1.0913%	0.1903%	74.300%
	64134	10,757,733	7,979,422	5,563,751	4,465,384	5,396,223	2,199,626	5,369,490	22,407,294	9,951,660	7,573,082	3,712,276	252,243	289,906,892
Allocated Int.	%	3.3618%	2.4936%	1.7387%	1.3954%	1.6863%	0.6874%	1.6780%	7.0023%	3.1099%	2.3666%	1.1601%	0.0788%	90.596%
	64135	17,225,476	9,819,777	11,763,634	5,625,187	10,568,582	1,041,690	10,169,318	12,154,315	11,960,598	4,272,163	962,997	1,208,996	273,548,986
Allocated Int.	%	6.0813%	3.4668%	4.1530%	1.9859%	3.7311%	0.3678%	3.5902%	4.2909%	4.2226%	1.5082%	0.3400%	0.4268%	96.573%
	64146	20,665,637	26,420,468	14,160,581	11,342,011	9,263,416	10,836,540	41,285,640	26,172,937	34,424,289	6,191,393	1,590,978	2,310,427	617,100,000
Allocated Int.	%	2.9193%	3.7322%	2.0004%	1.6022%	1.3086%	1.5308%	5.8321%	3.6973%	4.8629%	0.8746%	0.2247%	0.3264%	87.173%
	64154	15,248,588	23,335,733	10,704,302	11,243,142	8,255,895	16,590,883	35,643,497	54,944,550	25,476,967	7,217,055	10,894,103	3,424,200	664,500,000
Allocated Int.	%	2.1614%	3.3077%	1.5173%	1.5936%	1.1702%	2.3516%	5.0522%	7.7880%	3.6112%	1.0230%	1.5442%	0.4854%	94.189%
	64158	8,285,314	5,587,467	4,927,696	595,925	3,007,683	7,862,233	10,419,334	12,844,214	11,485,984	330,432	2,557,083	980,451	300,000,000
Allocated Int.	%	2.7618%	1.8625%	1.6426%	0.1986%	1.0026%	2.6207%	3.4731%	4.2814%	3.8287%	0.1101%	0.8524%	0.3268%	100.000%
	64220	10,767,596	900,513	7,308,523	812,251	5,138,000	5,561,999	8,345,037	11,616,155	35,981,024	1,210,618	15,412,657	262,026	414,771,993
Allocated Int.	%	2.1418%	0.1791%	1.4537%	0.1616%	1.0220%	1.1063%	1.6599%	2.3105%	7.1569%	0.2408%	3.0657%	0.0521%	82.5015%
	68222	153,713	12,855	104,333	11,595	73,348	79,400	119,130	165,827	513,647	17,282	220,024	3,741	5,921,082
Allocated Int.	%													
HIGHER EDUCATION FY INTEREST PAID SUBTOTAL		276,782	123,531	178,134	51,643	127,938	175,542	280,750	435,355	677,363	57,173	271,280	18,303	10,288,073

*29011 is in the 2010A Series and corresponds to 68222.

**State of North Carolina
FY 2014/2015
University Interest**

		TOTAL DEBT ISSUED	INTEREST PAID	LESS INTEREST EARNED	NET INTEREST COST	CC 40070	NCSSM 40069	UNC CH Hlth 40072	UNC CH 40073	NCSU 40074	UNC G 40075	UNC C 40076	UNC A 40077	UNC W 40078
BOND ISSUE														
	%	23008	136,512,518	290,000	290,000	-	-	-	6,682,489	13,367,265	-	-	-	-
Allocated Int.						0.0000%	0.0000%	0.0000%	4.8951%	9.7920%	0.0000%	0.0000%	0.0000%	0.0000%
						-	-	-	14,196	28,397	-	-	-	-
	%	29003	106,604,251	500,000	500,000	-	-	-	5,609,215	8,042,970	-	-	-	-
Allocated Int.						0.0000%	0.0000%	0.0000%	5.2617%	7.5447%	0.0000%	0.0000%	0.0000%	0.0000%
						-	-	-	26,309	37,723	-	-	-	-
	%	29005	200,080,456	3,417,175	3,417,175	-	-	-	7,454,780	8,575,402	-	-	-	-
Allocated Int.						0.0000%	0.0000%	0.0000%	3.7259%	4.2860%	0.0000%	0.0000%	0.0000%	0.0000%
						-	-	-	127,320	146,459	-	-	-	-
	%	29006	80,256,907	2,437,500	2,437,500	-	-	-	8,466,473	2,720,757	-	-	-	-
Allocated Int.						0.0000%	0.0000%	0.0000%	10.5492%	3.3901%	0.0000%	0.0000%	0.0000%	0.0000%
						-	-	-	257,137	82,633	-	-	-	-
	%	29007	200,030,549	5,588,613	5,588,613	-	-	-	5,384,901	12,711,812	-	-	-	-
Allocated Int.						0.0000%	0.0000%	0.0000%	2.6920%	6.3549%	0.0000%	0.0000%	0.0000%	0.0000%
						-	-	-	150,448	355,153	-	-	-	-
	%	29008	420,925,987	11,761,131	11,761,131	-	-	-	20,687,266	38,990,934	-	-	-	-
Allocated Int.						0.0000%	0.0000%	0.0000%	4.9147%	9.2631%	0.0000%	0.0000%	0.0000%	0.0000%
						-	-	-	578,025	1,089,449	-	-	-	-
	%	29011	487,000,000	19,020,300	12,183	19,008,117	-	-	79,986,484	37,767,283	-	-	-	-
Allocated Int.						0.0000%	0.0000%	0.0000%	16.4243%	7.7551%	0.0000%	0.0000%	0.0000%	0.0000%
						-	-	-	3,121,956	1,474,096	-	-	-	-
	%	29012	504,489,322	22,176,313	22,176,313	-	-	-	130,982,508	47,077,348	-	-	-	-
Allocated Int.						0.0000%	0.0000%	0.0000%	25.9634%	9.3317%	0.0000%	0.0000%	0.0000%	0.0000%
						-	-	-	5,757,722	2,069,423	-	-	-	-
	%	29013	400,000,000	17,176,725	17,176,725	-	-	-	59,824,810	30,667,371	-	-	-	-
Allocated Int.						0.0000%	0.0000%	0.0000%	14.9562%	7.6668%	0.0000%	0.0000%	0.0000%	0.0000%
						-	-	-	2,568,986	1,316,912	-	-	-	-
	%	29014	250,000,000	9,588,800	9,588,800	-	-	-	85,120,027	1,022,510	-	-	-	-
Allocated Int.						0.0000%	0.0000%	0.0000%	34.0480%	0.4090%	0.0000%	0.0000%	0.0000%	0.0000%
						-	-	-	3,264,796	39,219	-	-	-	-
COPS FY INTEREST PAID														
SUBTOTAL						-	-	-	15,866,893	6,639,465	-	-	-	-
TOTAL FY INTEREST PAID						2,513,592	5,284	342,198	17,194,662	8,373,633	749,082	268,029	251,925	422,234

*29011 is in the 2010A Series and corresponds to 68222.

**State of North Carolina
FY 2014/2015
University Interest**

		WCU 40079	ASU 40080	UNC P 40081	WSSU 40082	ECSU 40083	FSU 40084	NCCU 40085	ECU 40086	NCA&T 40087	NCSA 40088	UNC GA 40089	UNC A Arb 40090	University Total
BOND ISSUE														
	23008	-	-	-	-	-	-	-	-	-	-	-	-	20,049,754
%		0.0000%	0.0000%	0.0000%	0.0000%	0.0000%	0.0000%	0.0000%	0.0000%	0.0000%	0.0000%	0.0000%	0.0000%	14.687%
Allocated Int.		-	-	-	-	-	-	-	-	-	-	-	-	42,593
	29003	-	-	-	-	-	-	-	-	-	-	-	-	13,652,185
%		0.0000%	0.0000%	0.0000%	0.0000%	0.0000%	0.0000%	0.0000%	0.0000%	0.0000%	0.0000%	0.0000%	0.0000%	12.806%
Allocated Int.		-	-	-	-	-	-	-	-	-	-	-	-	64,032
	29005	-	-	-	-	-	-	-	-	-	-	-	-	16,030,182
%		0.0000%	0.0000%	0.0000%	0.0000%	0.0000%	0.0000%	0.0000%	0.0000%	0.0000%	0.0000%	0.0000%	0.0000%	8.012%
Allocated Int.		-	-	-	-	-	-	-	-	-	-	-	-	273,780
	29006	-	-	-	-	-	-	-	-	-	-	-	-	11,187,230
%		0.0000%	0.0000%	0.0000%	0.0000%	0.0000%	0.0000%	0.0000%	0.0000%	0.0000%	0.0000%	0.0000%	0.0000%	13.939%
Allocated Int.		-	-	-	-	-	-	-	-	-	-	-	-	339,770
	29007	-	-	-	-	-	-	-	-	-	-	-	-	18,096,714
%		0.0000%	0.0000%	0.0000%	0.0000%	0.0000%	0.0000%	0.0000%	0.0000%	0.0000%	0.0000%	0.0000%	0.0000%	9.047%
Allocated Int.		-	-	-	-	-	-	-	-	-	-	-	-	505,600
	29008	-	-	-	-	-	-	-	-	-	-	-	-	59,678,200
%		0.0000%	0.0000%	0.0000%	0.0000%	0.0000%	0.0000%	0.0000%	0.0000%	0.0000%	0.0000%	0.0000%	0.0000%	14.178%
Allocated Int.		-	-	-	-	-	-	-	-	-	-	-	-	1,667,474
	29011	-	-	-	-	-	-	-	-	-	-	-	-	117,753,767
%		0.0000%	0.0000%	0.0000%	0.0000%	0.0000%	0.0000%	0.0000%	0.0000%	0.0000%	0.0000%	0.0000%	0.0000%	24.179%
Allocated Int.		-	-	-	-	-	-	-	-	-	-	-	-	4,596,052
	29012	-	-	-	-	-	-	-	-	-	-	-	-	178,059,856
%		0.0000%	0.0000%	0.0000%	0.0000%	0.0000%	0.0000%	0.0000%	0.0000%	0.0000%	0.0000%	0.0000%	0.0000%	35.295%
Allocated Int.		-	-	-	-	-	-	-	-	-	-	-	-	7,827,145
	29013	-	-	-	-	-	-	-	-	-	-	-	-	90,492,181
%		0.0000%	0.0000%	0.0000%	0.0000%	0.0000%	0.0000%	0.0000%	0.0000%	0.0000%	0.0000%	0.0000%	0.0000%	22.623%
Allocated Int.		-	-	-	-	-	-	-	-	-	-	-	-	3,885,898
	29014	-	-	-	-	-	-	-	-	-	-	-	-	86,142,537
%		0.0000%	0.0000%	0.0000%	0.0000%	0.0000%	0.0000%	0.0000%	0.0000%	0.0000%	0.0000%	0.0000%	0.0000%	34.457%
Allocated Int.		-	-	-	-	-	-	-	-	-	-	-	-	3,304,014
COPS FY INTEREST PAID														
SUBTOTAL		-	-	-	-	-	-	-	-	-	-	-	-	22,506,358
TOTAL FY INTEREST PAID		276,782	123,531	178,134	51,643	127,938	175,542	280,750	435,355	677,363	57,173	271,280	18,303	32,794,431

*29011 is in the 2010A Series and corresponds to 68222.

**State of North Carolina
Bond Proceeds to Universities**

2001 - 2015	Budget Code For University	Budget Code for CC	CC 40070	Total for Univ	NCSSM 40069	40071	UNC CH Hlth 40072	UNC CH 40073	NCSU 40074	UNC G 40075	UNC C 40076	UNC A 40077	UNC W 40078	WCU 40079
2/12/09	64190	N/A	493,424.16											
2/19/09	64190	N/A	1,168,611.56											
2/26/09	64190	N/A	931,202.07											
3/5/09	64190	N/A	397,139.80											
3/12/09	64190	N/A	930,577.31											
3/19/09	64190	N/A	2,711,055.15											
3/26/09	64190	N/A	1,340,999.54											
4/2/09	64190	N/A	231,804.36											
4/8/09	64190	N/A	343,610.91											
4/16/09	64190	N/A	996,258.94											
4/23/09	64190	N/A	1,729,644.83											
5/7/09	64190	N/A	1,621,631.50											
5/14/09	64190	N/A	388,357.37											
5/21/09	64190	N/A	423,357.08											
5/28/09	64190	N/A	4,248,235.62											
7/9/09	64190	N/A	742,125.62											
7/23/09	64190	N/A	1,212,041.22											
7/30/09	64190	N/A	206,376.19											
11/8/2012	64190	N/A	9,593.07											
11/15/2012	64190	N/A	4,714.16											
11/29/2012	64190	N/A	293,698.95											
12/6/2012	64190	N/A	49,826.07											
12/13/2012	64190	N/A	322,168.02											
12/20/2012	64190	N/A	12,512.99											
1/17/2013	64190	N/A	111,252.83											
2/14/2013	64190	N/A	52,272.24											
2/21/2013	64190	N/A	53,286.08											
3/7/2013	64190	N/A	289,561.88											
3/14/2013	64190	N/A	52,935.33											
3/21/2013	64190	N/A	99,473.15											
4/11/2013	64190	N/A	182,249.05											
4/25/2013	64190	N/A	6,129.55											
5/2/2013	64190	N/A	56,519.76											
5/9/2013	64190	N/A	68,825.51											
5/23/2013	64190	N/A	73,587.72											
5/30/2013	64190	N/A	112,522.57											
6/6/2013	64190	N/A	196,556.27											
9/12/2013	64190	N/A	7,314.12											
9/19/2013	64190	N/A	15,708.72											
9/26/2013	64190	N/A	6,752.35											
10/10/2013	64190	N/A	164.08											
11/14/2013	64190	N/A	9,625.52											
12/19/2013	64190	N/A	9,542.87											
2/6/2014	64190	N/A	262.50											
2/20/2014	64190	N/A	31,856.07											
2/27/2014	64190	N/A	98,112.36											
3/27/2014	64190	N/A	76,726.83											
4/3/2014	64190	N/A	35,170.00											
4/24/2014	64190	N/A	58,536.80											
5/8/2014	64190	N/A	10,833.34											
5/15/2014	64190	N/A	16,234.85											
5/29/2014	64190	N/A	14,115.00											
6/5/2014	64190	N/A	125,433.45											
7/24/2014	64190	N/A	101,201.29											
8/7/2014	64190	N/A	56,316.80											
11/13/2014	64190	N/A	14,062.00											
12/4/2014	64190	N/A	45,819.13											
3/26/2015	64190	N/A	438,774.92											
4/9/2015	64190	N/A	2,835.44											
4/16/2015	64190	N/A	4,462.73											
5/14/2015	64190	N/A	57,712.65											
6/4/2015	64190	N/A	39,648.63											
	64190 Total		26,826,440.85	4,004,616.09	-	-	-	-	-	-	-	-	-	-
7/25/02	64121	64121	673,998.77	7,776,555.93	-	-	253,033.61	470,660.40	2,396,944.88	797,489.32	357,345.00	25,337.50	56,390.40	268,409.02
8/2/02	64121	64121	472,335.35	4,861,538.60	3,550.06	-	25,900.32	510,866.20	-	1,302,125.30	-	-	-	-
8/9/02	64121	64121	662,518.26	3,774,555.84	128,624.76	-	-	52,370.49	489,326.93	1,563,956.00	381,597.00	-	7,458.50	68,497.28
8/16/02	64121	64121	1,039,015.29	10,604,918.39	23,571.19	-	2,161,550.15	572,741.28	40,846.53	150,051.10	1,697,331.45	-	13,350.80	341,589.96
8/23/02	64121	64121	140,145.94	4,964,897.20	2,772.35	-	34,860.68	779,112.01	585,963.71	349,515.05	138,584.00	-	99,052.99	780,163.74
8/30/02	64121	N/A	-	4,637,630.68	186,107.76	-	39,353.28	338,666.71	1,393,872.55	99,541.02	132,225.37	-	88,949.83	-
9/6/02	64121	64121	803,693.35	8,979,353.63	-	-	-	543,916.05	310,819.17	24,407.00	47,755.34	-	-	558,957.20
9/13/02	64121	64121	1,051,391.84	5,700,679.94	78,604.73	-	1,326,383.12	428,874.04	575,134.95	735,630.97	340,349.97	32,908.23	345,419.41	395,027.54
9/20/02	64121	64121	1,073,066.57	7,219,091.22	-	-	137,905.64	655,500.05	120,329.75	824,452.00	692,413.88	317,070.33	287,210.49	10,068.50
	64121 Total		5,916,165.37	58,519,221.43	423,230.85	-	3,978,986.80	4,352,707.23	5,913,238.47	5,847,167.76	3,787,602.01	375,316.06	897,832.42	2,422,713.24

**State of North Carolina
Bond Proceeds to Universities**

2001 - 2015	Budget Code For University	Budget Code for CC	ASU 40080	UNC P 40081	WSSU 40082	ECSU 40083	FSU 40084	NCCU 40085	ECU 40086	NCA&T 40087	NCSA 40088	UNC GA 40089	UNC A Arb 40090
2/12/09	64190	N/A											
2/19/09	64190	N/A											
2/26/09	64190	N/A											
3/5/09	64190	N/A											
3/12/09	64190	N/A											
3/19/09	64190	N/A											
3/26/09	64190	N/A											
4/2/09	64190	N/A											
4/8/09	64190	N/A											
4/16/09	64190	N/A											
4/23/09	64190	N/A											
5/7/09	64190	N/A											
5/14/09	64190	N/A											
5/21/09	64190	N/A											
5/28/09	64190	N/A											
7/9/09	64190	N/A											
7/23/09	64190	N/A											
7/30/09	64190	N/A											
11/8/2012	64190	N/A											
11/15/2012	64190	N/A											
11/29/2012	64190	N/A											
12/6/2012	64190	N/A											
12/13/2012	64190	N/A											
12/20/2012	64190	N/A											
1/17/2013	64190	N/A											
2/14/2013	64190	N/A											
2/21/2013	64190	N/A											
3/7/2013	64190	N/A											
3/14/2013	64190	N/A											
3/21/2013	64190	N/A											
4/11/2013	64190	N/A											
4/25/2013	64190	N/A											
5/2/2013	64190	N/A											
5/9/2013	64190	N/A											
5/23/2013	64190	N/A											
5/30/2013	64190	N/A											
6/6/2013	64190	N/A											
9/12/2013	64190	N/A											
9/19/2013	64190	N/A											
9/26/2013	64190	N/A											
10/10/2013	64190	N/A											
11/14/2013	64190	N/A											
12/19/2013	64190	N/A											
2/6/2014	64190	N/A											
2/20/2014	64190	N/A											
2/27/2014	64190	N/A											
3/27/2014	64190	N/A											
4/3/2014	64190	N/A											
4/24/2014	64190	N/A											
5/8/2014	64190	N/A											
5/15/2014	64190	N/A											
5/29/2014	64190	N/A											
6/5/2014	64190	N/A											
7/24/2014	64190	N/A											
8/7/2014	64190	N/A											
11/13/2014	64190	N/A											
12/4/2014	64190	N/A											
3/26/2015	64190	N/A											
4/9/2015	64190	N/A											
4/16/2015	64190	N/A											
5/14/2015	64190	N/A											
6/4/2015	64190	N/A											
64190 Total			-	-	645,032.97	-	676,039.71	594,757.55	27,898.80	661,011.98	263,990.80	1,135,884.28	-
7/25/02	64121	64121	106,417.00	14,755.75	-	52,858.91	83,019.47	-	263,257.17	1,827,098.84	503,593.51	263,810.30	36,134.85
8/2/02	64121	64121	204,172.59	78,428.75	-	187,233.16	-	665,129.19	1,750,469.04	112,357.70	-	21,306.29	-
8/9/02	64121	64121	448,020.97	12,000.00	-	-	26,050.00	96,382.33	188,770.76	-	10,223.81	301,277.01	-
8/16/02	64121	64121	55,751.31	154,979.74	713,605.65	100,820.00	2,460.15	837,039.41	3,033,927.43	618,334.38	-	59,812.34	27,155.52
8/23/02	64121	64121	-	6,164.02	1,034,144.83	-	106,103.00	218,909.16	115,762.63	82,126.69	624,116.97	7,545.37	-
8/30/02	64121	N/A	79,764.25	60,389.20	220,977.05	350,449.06	83,995.51	349,466.36	111,669.37	148,154.99	951,339.79	2,571.42	137.16
9/6/02	64121	64121	186,096.51	-	33,750.00	18,616.85	5,731.85	70,000.40	111,066.57	421,106.76	-	6,647,129.93	-
9/13/02	64121	64121	111,267.79	591.02	4,170.00	-	122,385.83	350,000.00	64,535.57	263,481.96	377,103.19	119,752.86	29,058.76
9/20/02	64121	64121	445,798.52	150,376.50	1,042,451.19	292,325.79	2,703.85	551,299.46	1,689,185.27	-	-	-	-
64121 Total			1,637,288.94	477,684.98	3,049,098.72	1,002,303.77	432,449.66	3,138,226.31	7,328,643.81	3,472,661.32	2,466,377.27	7,423,205.52	92,486.29

**State of North Carolina
Bond Proceeds to Universities**

2001 - 2015	Budget Code For University	Budget Code for CC	CC 40070	Total for Univ	NCSSM 40069	40071	UNC CH Hlth 40072	UNC CH 40073	NCSU 40074	UNC G 40075	UNC C 40076	UNC A 40077	UNC W 40078	WCU 40079
9/20/02	64122	N/A		3,899,027.31										
9/27/02	64122	64122	845,599.85	12,390,529.60	126,801.27	-	15,702.20	1,068,241.74	2,029,917.28	80,418.90	42,110.27	384,133.96	776,649.10	1,367,654.52
10/4/02	64122	64122	495,607.71	4,784,971.58	-	-	3,422,019.00	-	86,651.14	44,786.35	989,971.48	(307,070.33)	7.96	223.65
10/11/02	64122	64122	2,238,305.93	8,309,355.78	274,605.66	-	2,090,225.49	1,001,648.37	10,929.28	1,819,198.22	810,028.14	230,585.99	129,099.73	184,365.65
10/18/02	64122	64122	611,706.55	8,153,696.13	5.55	-	102,989.06	1,035,983.99	585,676.14	1,168,097.14	190,134.76	-	24,823.20	145,158.88
10/24/02	64122	64122	1,236,384.25	5,914,564.53	324.83	-	745,470.73	794,005.62	147,650.03	16,300.05	1,191,222.96	-	239,061.12	1,096,348.99
11/1/02	64122	N/A	-	2,792,823.90	57,570.00	-	86,216.42	291,763.43	1,443,083.87	81,893.13	884.19	95,065.12	463,519.02	13,450.64
11/8/03	64122	64122	1,377,650.28	4,817,144.89	116,661.64	-	402,792.17	0.01	184,318.74	343,757.35	917,594.02	-	299,552.01	37,758.03
11/15/03	64122	64122	1,312,894.62	5,805,273.84	(210.87)	-	1,352,469.49	318,937.24	236,111.07	172,433.72	305,950.19	592,663.74	115,360.38	100,552.01
11/27/03	64122	N/A	-	0.30	-	-	0.30	-	-	-	-	-	-	-
	64122 Total		8,118,149.19	56,867,387.86	575,758.08	-	8,217,884.86	4,510,580.40	4,821,337.55	3,726,884.86	4,447,895.92	995,378.48	2,048,072.52	2,945,512.37
11/22/03	64124	64124	1,017,763.24	8,331,074.32	8,701.23	-	77,205.13	518,211.65	1,932,290.10	1,571,612.02	48,721.67	40,528.56	81,156.60	507,365.40
11/27/03	64124	N/A	-	8,033,395.28	-	-	2,953,642.02	2,095,734.32	1,022,281.24	-	450,166.11	-	352,208.49	849,195.08
12/6/03	64124	64124	1,470,007.91	3,642,227.46	-	-	-	-	10.02	810,166.00	801,755.11	-	64,342.14	690,298.38
12/13/03	64124	64124	168,127.53	8,786,733.08	-	-	2,321,526.57	1,160,641.61	663,351.50	1,647,091.31	7,150.00	-	192,780.80	536,086.15
12/20/03	64124	64124	3,833,371.42	15,457,343.00	92,580.75	-	2,364,430.01	2,890,189.98	3,416,186.47	1,103,533.29	1,379,247.55	28,284.42	114,513.20	1,116,395.22
1/3/03	64124	N/A	-	691,867.15	-	-	9,261.92	-	-	-	-	450,012.73	-	-
1/10/03	64124	64124	1,840,588.43	6,541,914.56	1,227.35	-	58,632.91	22,795.54	9,139.91	1,919,411.43	1,027,705.38	-	731,492.31	341,944.61
1/17/03	64124	N/A	-	3,792,478.86	127,066.74	-	905,404.87	805,267.49	1,954,739.76	-	-	-	-	-
	64124 Total		8,329,858.53	55,277,033.71	229,576.07	-	8,680,841.51	7,502,102.51	8,997,999.00	5,700,637.49	5,354,687.13	525,975.71	1,536,493.54	4,041,284.84
1/17/03	64125	64125	1,413,359.33	4,155,608.04	-	-	-	676,565.61	360,778.97	365,962.48	591,657.64	18,720.91	328,302.90	-
1/24/03	64125	64125	471,293.01	3,977,575.47	-	-	739,606.13	222,794.21	230,358.93	17,666.09	-	-	849,195.08	236,575.55
1/31/03	64125	N/A	-	9,659,721.58	44,384.39	-	498,883.92	(552.35)	4,344,423.28	1,563,700.94	1,807,102.12	48.15	15,759.04	15,759.04
2/7/03	64125	64125	1,033,857.06	2,107,425.79	-	-	4,738.94	777,911.42	4,738.94	206,717.36	103,531.08	-	629,159.00	4,912.16
2/14/03	64125	64125	1,860,812.37	7,132,174.84	34,171.14	-	171,830.27	1,123,857.60	75,525.20	27,828.00	78,882.78	37,699.00	392,322.96	2,203,878.09
2/21/03	64125	64125	695,762.64	4,799,590.29	2,321.00	-	303,566.53	450,596.64	1,855,542.13	475,658.16	2,236.51	145,212.30	323,871.78	392,322.96
2/28/03	64125	N/A	-	9,810,261.46	4,163.19	-	2,334,968.86	991,148.31	1,484,751.74	858,882.19	1,121,666.62	2,630.50	970,237.05	31,486.72
3/7/03	64125	64125	2,140,137.18	2,923,339.06	34,886.89	-	(182.00)	1,531,477.18	(182.00)	158,822.16	339,767.17	-	12,021.20	12,021.20
3/14/03	64125	64125	3,052,486.56	2,609,449.34	29,559.80	-	505,519.99	39,835.81	91,547.00	272,320.68	348,190.73	192,897.08	41,788.59	41,788.59
3/21/03	64125	64125	1,343,132.86	5,471,498.98	7,032.26	-	193,115.17	611,720.39	827,933.38	1,065,620.91	-	-	304.96	280,939.56
3/28/03	64125	64125	223,452.70	1,060,019.33	9,650.00	-	1,050,369.33	-	-	-	-	-	-	-
	64125 Total		12,234,293.71	53,706,664.18	166,168.67	-	4,053,594.65	4,318,611.63	11,620,546.97	4,789,232.09	5,174,756.44	1,125,438.32	2,139,387.08	3,547,986.77
	Var Rate Total		22,364,173.09	170,663,643.00	1,228,565.00	-	20,877,713.17	16,365,390.14	19,732,575.02	15,274,690.11	13,590,185.06	1,896,670.25	4,482,398.48	9,409,510.45
3/28/03	64134	N/A	-	10,270,551.70	-	-	-	1,690,933.61	3,479,089.29	108,044.70	1,708,360.37	29,876.89	1,037,872.31	992,897.20
4/4/03	64134	64134	887,065.61	7,229,417.52	5,150.50	-	1,864,128.64	147,999.50	666,650.08	434,681.30	111,019.19	-	185,487.99	91,105.76
4/11/03	64134	64134	2,248,390.02	6,848,819.30	(5,150.50)	-	-	337,784.65	1,440,212.43	39,411.61	848,917.11	-	472,406.72	3,577.25
4/17/03	64134	64134	3,310,949.14	8,195,345.66	-	-	3,196,315.55	663,069.20	221,849.05	468,619.11	546,822.92	-	182,422.35	1,089,187.47
4/25/03	64134	64134	1,574,654.08	9,556,379.78	-	-	1,194,177.51	2,165,811.62	1,943,171.01	24,238.88	1,498,723.64	21,781.40	138,112.46	139,063.43
5/2/03	64134	64134	447,460.16	232,379.39	-	-	305.20	191.84	-	171,180.21	-	-	89,332.00	-
5/9/03	64134	64134	4,075,414.22	8,645,478.84	-	-	93,954.50	2,241,065.75	635,074.89	2,064,409.33	-	-	636,661.92	-
5/16/03	64134	64134	2,855,302.14	9,076,722.04	-	-	2,369,449.82	1,048,452.56	439,548.67	502,869.93	1,417,752.20	1,107,898.91	3,928.01	637,235.04
5/23/03	64134	64134	173,999.89	8,245,637.32	27,629.76	-	36,185.84	1,250,704.45	1,905,754.18	96,265.52	417,417.41	30,691.00	459,511.78	469,306.98
5/30/03	64134	64134	-	4,699,127.26	(27,629.76)	-	943,065.72	215,502.26	1,889,735.02	350,091.33	218,368.23	-	86,314.52	86,314.52
6/6/03	64134	64134	7,547,052.35	9,700,435.73	-	-	(800.00)	5,774,813.89	15,696.00	1,092,862.35	-	-	320,668.99	302,435.72
6/13/03	64134	64134	835,301.12	26,168,935.75	107,495.15	-	2,799,149.77	3,769,552.61	2,737,836.86	842,987.93	3,374,077.26	396,606.98	2,741,564.75	964,578.04
07/03/03	64134	N/A	-	37,616.00	-	-	-	-	-	-	-	-	-	-
07/11/03	64134	64134	678,519.23	5,277,563.67	320,293.51	-	-	2,810.98	452,195.34	14,538.36	636,440.70	-	290,052.75	125,671.06
07/18/03	64134	64134	5,335,201.70	10,418,448.75	32.10	-	401,246.17	559,112.07	3,929,129.63	420,182.67	1,652,208.97	351,622.54	63,172.77	855,434.31
07/25/03	64134	64134	1,626,322.65	6,649,950.95	-	-	1,225,974.38	538,211.34	1,368,291.74	305,338.73	302,598.00	139,174.16	961,639.18	243,959.08
08/01/03	64134	N/A	-	11,942,983.54	46,358.05	-	1,807,607.80	3,375,478.62	2,759,615.44	99,327.88	2,298,476.75	38,885.81	4,367.73	406,758.87
08/08/03	64134	64134	3,050,190.86	5,939,631.88	233,463.92	-	1,045.44	484,917.90	754,790.60	1,386,270.20	-	-	323,215.54	282,829.81
08/15/03	64134	64134	2,490,782.93	10,357,441.44	6,928.61	-	824,882.70	211,190.06	1,414,126.48	1,049,598.71	307,619.46	471,736.12	60,694.13	468,793.86
08/22/03	64134	64134	1,881,917.20	9,560,466.41	20,534.70	-	1,210,547.24	2,197,097.23	1,991,819.47	33,012.42	234,714.40	5,915.00	1,652,901.61	339,366.32
08/29/03	64134	N/A	-	6,937,093.68	13,316.44	-	636,784.42	388,699.54	1,131,497.29	62,063.77	2,043,282.80	-	381,485.11	7,878.20
09/05/03	64134	64134	803,095.68	3,903,883.86	-	-	3,000.00	1,873,841.99	1,873,841.99	33,184.40	34,680.23	-	77,533.34	336,109.98
09/12/03	64134	34134	3,242,549.47	10,641,406.69	212,082.47	-	1,357,775.37	939,665.08	1,761,670.66	70,279.56	192,070.51	888,686.67	42,019.00	522,253.15
09/19/03	64134	34134	1,989,000.69	7,227,806.29	-	-	13,967.91	496,416.42	937,083.25	1,615,824.26	779,810.05	-	1,188,111.91	14,605.86
09/26/03	64134	34134	1,268,583.86	12,079,106.86	3,180.81	-	476,542.55	1,580,502.82	6,322,428.72	50,495.99	1,248,303.45	28,994.29	137,844.94	668,567.98
10/03/03	64134	64134	1,618,903.03	1,780,758.60	138,145.88	-	26,404							

**State of North Carolina
Bond Proceeds to Universities**

2001 - 2015	Budget Code For University	Budget Code for CC	ASU 40080	UNC P 40081	WSSU 40082	ECSU 40083	FSU 40084	NCCU 40085	ECU 40086	NCA&T 40087	NCSA 40088	UNC GA 40089	UNC A Arb 40090
9/20/02	64122	N/A							1,322,123.51	1,057,279.12	1,484,137.88	34,223.69	1,263.11
9/27/02	64122	64122	189,280.85	22,730.25	9,324.47	-	160,605.69	8,206.39	2,036,965.10	3,900,987.00	143,120.14	22,180.49	5,499.98
10/4/02	64122	64122	410,699.29	-	-	0.30	-	5,184.80	8,178.26	(212,814.79)	-	342,634.43	(5,499.96)
10/11/02	64122	64122	1,077,932.16	-	-	162,877.47	-	-	-	154,665.47	80,694.46	117,014.70	68,484.99
10/18/02	64122	64122	37,837.01	-	752,331.18	78,243.71	-	330,352.63	2,993,042.86	4,208.17	350,712.07	319,777.06	34,322.81
10/24/02	64122	64122	160,291.43	128,218.00	53,472.06	94,401.29	-	-	206,338.70	185,514.62	841,222.73	14,721.37	-
11/1/02	64122	N/A	47,157.50	115,959.64	8,915.28	-	24,853.18	-	15,584.53	39,938.43	-	-	6,969.52
11/8/03	64122	64122	1,108,814.68	-	-	61,681.78	7,188.60	26,163.15	7,166.00	98,669.76	66,889.61	1,138,137.34	-
11/15/03	64122	64122	7,911.89	-	450,786.34	108,455.45	-	685,934.72	203.62	152,324.90	1,080,097.19	125,292.76	-
11/27/03	64122	N/A	-	-	-	-	-	-	-	-	-	-	-
	64122 Total		3,039,924.81	266,907.89	1,274,829.33	505,660.00	192,647.47	1,055,841.69	6,589,602.58	5,380,772.68	4,046,874.08	2,113,981.84	111,040.45
11/22/03	64124	64124	7,034.40	276,896.60	524.42	87,366.95	90,116.87	66,025.94	2,030,726.24	48,017.92	-	921,469.81	17,102.81
11/27/03	64124	N/A	138,213.37	17,731.75	19,522.58	426.00	42,313.20	-	7,726.51	84,234.61	-	-	-
12/6/03	64124	64124	500,520.05	-	-	87,439.70	-	639,569.23	-	4,632.24	43,494.59	-	-
12/13/03	64124	64124	390,056.94	38,165.02	-	482.64	89,824.36	-	194,986.87	82,244.32	1,157,072.52	-	9,357.72
12/20/03	64124	64124	458,294.63	160,141.17	125,871.89	-	145,775.37	300,344.40	1,558,207.92	130,837.39	54,588.25	-	17,921.09
1/3/03	64124	N/A	-	-	-	-	-	1,195.36	231,397.14	-	-	-	-
1/10/03	64124	64124	47,020.21	-	262,282.00	24,545.00	48,172.27	58.38	2,047,487.26	-	-	-	-
1/17/03	64124	N/A	-	-	-	-	-	-	-	-	-	-	-
	64124 Total		1,541,139.60	492,934.54	408,200.89	200,260.29	416,202.07	1,007,193.31	6,070,531.94	349,966.48	1,255,155.36	921,469.81	44,381.62
1/17/03	64125	64125	352,636.96	3,060.80	504,988.27	-	73,325.90	317,688.25	18,127.73	-	403,772.37	115,250.99	24,768.26
1/24/03	64125	64125	37,360.82	37,000.00	83,312.62	-	-	391,635.00	1,614,182.70	-	340,007.35	22,879.77	-
1/31/03	64125	N/A	44,744.62	101,931.31	56,586.62	-	452.78	87.00	770,329.93	-	147,395.14	264,373.28	71.41
2/7/03	64125	64125	267,112.54	-	-	-	-	71,902.67	-	-	-	36,701.68	-
2/14/03	64125	64125	226,826.85	19,579.58	610,697.75	241,210.07	1,410.07	100,087.00	120,218.00	1,743,685.63	231,798.59	82,341.52	647.70
2/21/03	64125	64125	158,891.54	618.28	12,064.26	256,139.38	120,365.17	14,136.80	218,347.73	4,779.49	48,980.64	-	13,938.99
2/28/03	64125	N/A	242,336.56	38,634.01	70,818.03	-	49,572.80	416,871.15	6,300.45	521,263.00	664,530.28	-	-
3/7/03	64125	64125	66,733.17	23,300.00	43,193.73	2,075.00	(22,505.13)	209,884.51	-	92,723.07	-	444,137.11	-
3/14/03	64125	64125	6,940.00	17,535.40	33,963.57	291,213.11	5,908.57	339,610.76	-	248,766.37	49,350.25	3,285.43	91,216.20
3/21/03	64125	64125	382,025.20	86,375.00	641,184.82	78,514.86	326,381.92	515,301.32	113,869.30	51,235.11	252,165.66	22,400.68	15,378.48
3/28/03	64125	64125	-	-	-	-	-	-	-	-	-	-	-
	64125 Total		1,785,608.26	328,034.38	2,056,809.67	869,152.42	554,912.08	2,377,204.46	2,861,375.84	2,662,452.67	2,138,000.28	968,490.69	168,900.81
	Var Rate Total		6,218,353.35	1,237,527.41	4,732,128.94	1,708,224.06	1,041,299.20	5,201,261.31	19,988,778.33	9,203,400.48	7,768,406.71	10,458,657.17	247,908.36
3/28/03	64134	N/A	5,473.88	16,782.33	30,148.05	17,845.00	3,206.62	-	438,532.21	75,402.59	257,018.07	372,094.23	6,974.35
4/4/03	64134	64134	31,685.76	-	399,421.78	81,349.45	8,035.00	487,672.00	(42,327.50)	30,242.84	-	2,727,115.23	-
4/11/03	64134	64134	4,750.00	44,856.70	178,774.90	345,071.02	42,351.78	-	2,586,187.52	-	301,157.34	208,510.77	-
4/17/03	64134	64134	267,810.08	85,953.85	1,213.22	24,295.20	113,377.22	31,038.68	636,616.19	223,119.20	443,636.37	-	-
4/25/03	64134	64134	8,233.45	100,239.14	18,592.57	139,191.87	36,918.73	-	1,907,713.90	197,157.17	157,139.19	28,162.65	35,108.33
5/2/03	64134	64134	30,798.69	46.52	2,595.00	-	-	-	4,836.47	(70,117.80)	-	3,211.26	-
5/9/03	64134	64134	540,013.07	121,776.20	26,604.15	503,448.52	94,950.45	(22,953.10)	679,059.06	529,656.21	501,228.48	529.41	-
5/16/03	64134	64134	32,454.73	45,806.80	-	19,678.01	23,016.61	552,608.93	287,212.80	16,943.76	570,921.82	-	943.44
5/23/03	64134	64134	72,823.78	67,694.41	504,149.70	19,892.50	135,204.41	-	2,235,296.50	214,432.80	272,099.31	-	30,576.99
5/30/03	64134	64134	9,856.79	49,163.86	1,266.38	-	213,737.17	50,375.45	174,635.19	232,544.41	292,100.68	-	-
6/6/03	64134	64134	248,560.63	36,316.92	-	918,513.15	6,867.50	112,319.40	-	855,558.20	16,622.98	-	-
6/13/03	64134	64134	312,429.38	176,972.40	242,693.97	-	70,384.82	1,811,678.01	4,389,537.76	246,552.04	1,150,961.46	-	33,876.56
7/03/03	64134	N/A	-	-	-	-	-	-	-	37,616.00	-	-	-
7/7/03	64134	64134	586,943.67	589,017.68	-	471,387.78	-	1,709,008.71	149,229.68	962,448.38	751,589.50	79,203.13	17,360.82
7/18/03	64134	64134	201,262.79	41.35	-	4,375.00	-	100,000.00	149,229.68	962,448.38	751,589.50	70,172.40	86,386.65
7/25/03	64134	64134	-	418,031.82	347,807.43	84,338.50	286,462.95	-	208,533.45	57,177.64	70,172.40	-	5,853.50
8/01/03	64134	N/A	216,102.14	50,371.83	665,658.28	34,029.38	41,193.58	136.35	22,267.63	41,970.39	-	-	34,377.01
8/08/03	64134	64134	244,830.18	993.23	504,211.81	526,256.61	-	165,129.99	-	1,016,806.13	-	14,870.52	-
8/15/03	64134	64134	1,193,166.00	724,735.01	410,504.25	77,689.37	65,633.10	-	2,083,512.12	24,672.22	911,877.24	50,082.00	-
8/22/03	64134	64134	180,994.18	61,925.21	62,100.62	13,204.00	125,601.50	709,695.13	277,476.81	435,980.12	-	7,580.45	-
8/29/03	64134	N/A	398,257.56	753,016.68	26,483.92	76,534.80	217,055.05	3,185.43	646,222.48	1,467.99	140,589.15	9,273.05	-
9/05/03	64134	64134	202,019.48	-	759,632.71	94,677.08	483,246.15	-	1,552.50	-	4,406.00	-	-
9/12/03	64134	34134	819,570.26	714,943.78	439,105.86	39,174.70	75,106.34	(2,573.04)	1,709,320.62	801,183.05	3,757.81	3,942.69	51,372.15
9/19/03	64134	34134	193,880.73	907,996.67	204,082.82	15,416.89	24,004.25	206.85	634,626.10	118,686.14	33,829.88	46,880.91	2,375.39
9/26/03	64134	34134	15,230.43	82,827.30	4,154.30	-	118,566.37	887,278.10	(363,729.89)	93,972.01	671,482.65	1,678.44	50,785.60
10/03/03	64134	64134	497,842.42	2,083.00	30,864.50	597.63	14,358.22	445.95	106,492.82	-	-	8,526.19	-
10/10/03	64134	64134	179,199.22	7,901.00	76,044.72	1,132,692.11	190,459.68	-	-	152,434.13	123,813.90	10,892.52	-
10/17/03	64134	64134	1,485,232.32	504,257.03	288,905.54	91,608.84	198,457.83	-	1,927,033.75	3,851,358.65	903,083.51	31,569.51	-
10/24/03	64134	N/A	-	-	-	-	-	-	-	-	-	-	-
	64134 Total		7,979,421.62	5,563,750.72	4,465,383.77	5,396,223.04	2,199,626.26	5,369,490.28	22,407,294.38	9,951,659.60	7,573,081.74	3,712,276.43	252,243.32
10/24/03	64135	64135	159,960.74	34,135.81	30,875.00	-	12,668.10	483,913.12	306,330.40	75,423.76	97,366.24	1,425.20	-
10/31/03	64135	N/A	2,451.00	100,775.11	700.00	-	40,777.81	10,491.88	151,724.73	-	127,973.72	2,550.12	130,860.04
11/07/03	64135	64135	-	688,210.07	109,085.85	-	14,724.59	206,001.15	290,983.50	62,156.85	-	13,255.28	-
11/14/03	64135	64135	1,075,589.53	556,671.59	372,069.11	1,263,678.82	88,083.46	200.00	1,067,366.26	1,503,889.00	49,781.07	6,993.44	-
11/21/03	64135	64135	560,935.71	54,531.50	13,358.00	-	205,282.77	450,000.00	66,071.96	749,667.73	543,050.61	7,124.03	142,346.54
11/26/03	64135	64135	8,953.76	45,454.46	243,723.77	17,467.62	-	-	7,794.16	714,784.09	52,940.00	-	-
12/05/03	64135	64135	-	1,043,021.26	325,901.59	68,914.31	60,979.15	27,123.14	1,150,427.54	205,505.61	11,435.00	37,982.00	-

**State of North Carolina
Bond Proceeds to Universities**

2001 - 2015	Budget Code For University	Budget Code for CC	CC 40070	Total for Univ	NCSSM 40069	40071	UNC CH Hlth 40072	UNC CH 40073	NCSU 40074	UNC G 40075	UNC C 40076	UNC A 40077	UNC W 40078	WCU 40079
12/12/03	64135	64135	1,920,386.34	10,400,056.63	5,995.00		844,799.23	396,705.11	533,647.01	751,909.72	782,072.87	1,670,076.62		441,050.80
12/19/03	64135	64135	2,698,293.04	18,687,979.24	1,278.60		298,980.02	1,737,399.96	3,432,782.84	148,593.08	2,221,422.49		2,285,577.24	1,894,113.12
12/31/03	64135			8,916,109.54			1,794,644.52	2,487,106.39	4,618,718.18	4,665.00				
01/09/04	64135	64135	416,680.82	3,746,163.79	4,700.00		(54,427.47)	54,424.49	201,059.53	209,176.38	356,778.61		902.21	283,382.49
01/16/04	64135	64135	1,110,676.72	14,215,331.99	191,723.77		54,424.49	492,305.88	3,068,740.69	540,607.49	2,242,984.55	37,974.22	1,092,366.21	270,781.33
01/23/04	64135	64135	1,938,133.35	11,214,908.38	98,215.95		347,747.23	3,217,715.98	650,825.40	6,279.09	1,010,835.50	762,804.17	3,163.60	2,818,186.22
01/30/04	64135	N/A	-	1,269,257.38	5,741.00		-	-	414,836.58	365,884.07	694.85	28,859.45	77,612.55	41,139.68
02/06/04	64135	64135	897,454.22	3,333,041.04	6,580.00			2,385,369.59	1,188,674.35	44,393.06	46,956.86		189,159.17	(1,275,740.83)
02/13/04	64135	64135	2,072,941.14	12,277,509.80			1,137,903.92	764,943.42	2,341,162.53	791,508.29	2,222,681.97	48,149.68	40,215.53	837,569.90
02/20/04	64135	64135	2,214,715.07	8,272,407.29					607,059.08	777,760.72	1,407,367.20	669,744.75	23,826.74	2,260,758.54
02/27/04	64135	N/A		8,184,127.08	657.19		1,136,014.26	2,706,853.48	2,801,835.02	38,837.00	261,649.42	68,540.10	68,396.65	52,882.86
03/05/04	64135	64135	1,169,775.14	7,842,189.87	3,707.08		32,680.04		1,391,896.68	19,930.30	1,602,377.15			387,739.73
03/12/04	64135	64135	1,874,289.69	8,608,632.88	66,806.83		146,496.17		3,147,159.86	463,506.03	2,530,670.88	32,351.88	28,007.63	143,272.49
03/19/03	64135	64135	1,191,664.46	13,728,646.19				282,193.06	1,344,366.44	175,085.33	1,707,994.98	803,376.80	567,746.06	2,230,991.78
03/26/03	64135	64135	857,540.00	10,780,562.51	4,034.00		1,527,698.90	878,064.23	4,287,410.71	25,217.43	179,591.93	23,740.67	3,947.69	81,712.25
03/26/04	N/A		-	-										
04/02/04	64135		3,488,724.06				(559,006.93)	601,306.93	1,851,173.95	33,561.75			103,357.22	319,242.20
04/09/04	64135		8,893,979.42		146,057.73		55,111.28	357,364.16	144,378.07	918,322.25	3,187,733.54		107,352.22	83,690.67
04/16/04	64135		9,192,307.54				599,363.28		1,259,312.89	714,978.85	348,068.67	627,581.96	56,878.84	3,351,119.56
04/23/04	64135		11,177,880.66				1,800,146.37		4,435,184.37	214,500.52	867,264.30	5,229.74	396,908.35	39,070.60
04/30/04	64135	N/A	-	6,244,718.74	400.00		29,227.11	830,715.00	1,069,500.03	113,505.71	1,543,629.42	492,339.60	11,465.10	33,216.23
05/07/04	64135		4,443,514.71						538,004.76	381,488.10	62,686.77		304,476.93	120,440.73
05/14/04	64135	N/A	-	3,417,930.83	38,500.11				192,124.75	8,647.25	3,178,658.72			
	64135 Total		30,667,525.67	242,881,460.33	1,077,064.03		16,609,199.47	23,742,432.20	51,939,521.89	8,047,538.76	32,122,182.91	5,417,191.39	7,153,596.48	17,225,476.11
03/26/04		64146	407,975.04	-							900,979.87		19,007.58	1,066,558.01
04/02/04		64146	432,369.90	-							38,098.68	569,349.70	87,880.54	2,058,261.08
04/09/04		64146	1,103,656.54	-							1,243,016.59		111,170.18	470,328.00
04/16/04		64146	2,923,687.00	-							116,576.50		9,567.50	1,632,527.25
04/23/04		64146	1,603,247.66	-							4,659,806.44	603,242.54	520,849.35	126,788.00
05/07/04		64146	1,474,333.88	-									66,210.00	175,469.11
05/14/04	64146	64146	4,141,900.35	4,844,573.30							900,979.87		19,007.58	1,066,558.01
05/21/04	64146	64146	812,225.12	11,469,569.65			536,347.62	587,251.02	2,059,058.70	616,924.10	38,098.68		569,349.70	87,880.54
05/28/04	64146	N/A	-	12,110,043.04			360,832.57	647,369.09	4,481,409.44	318,542.84	1,243,016.59			111,170.18
06/04/04	64146	64146	5,916,633.01	9,232,278.73			27,579.36	4,003,809.56	1,336,927.95	154,011.51	116,576.50			9,567.50
06/11/04	64146	64146	4,212,487.49	26,949,003.85			740,725.35	1,947,146.17	3,215,752.01	2,286,411.55	4,659,806.44	603,242.54	520,849.35	126,788.00
7/9/2004	64146		(74,557.12)	5,491,835.44			12,718.22	30,871.21	3,540,115.58				66,210.00	175,469.11
7/16/2004	64146	64146	4,510,539.47	20,135,423.54			197,558.10	5,081,740.15	380,434.06	503,138.24	4,710,656.55	62,034.05	1,271.88	1,989,380.80
7/23/2004	64146	64146	2,139,828.81	20,246,499.70			1,797,739.33	4,844,604.30	3,579,243.16	1,311,663.26	111,018.00		588,352.60	(358,794.54)
7/30/2004	64146		-	11,087,808.66	3,050.00		1,513,360.28	2,529,848.90	1,733,831.10	1,342,165.21	51,273.02		110,766.79	796,256.87
8/6/2004	64146	64146	2,425,138.78	6,911,915.50			372.52	2,411,227.33	426,391.10	1,513,758.00	119,839.09		27,277.31	158,007.91
8/13/2004	64146	64146	4,091,453.40	12,592,981.63				3,085,887.62	1,703,389.54	1,358,017.83	319,151.13			1,081,925.23
8/20/2004	64146	64146	773,848.38	13,843,777.58				3,943,974.49	494,358.30	37,262.75	1,189,426.25	12,409.00	91,533.56	207,122.01
8/27/2004	64146	64146	596,318.25	20,705,313.68	40,816.45				5,563,202.20	606,494.04	3,288,901.67	254,802.59	41,095.26	471,858.60
9/3/2004	64146	64146	394,577.44	1,020,249.59			680.55		118,084.59	8,613.65			486,748.30	
9/10/2004	64146	64146	3,603,897.60	5,432,026.17	5,860.10		4,243.41		184,251.03	4,952.00	1,015,425.48		486,874.00	155,818.35
9/17/2004	64146	64146	3,555,454.25	9,220,720.55			2,607,617.13		1,068,532.60	1,305,563.21	567,522.89	96,910.11	91,130.53	450,749.95
9/24/2004	64146	64146	1,422,668.26	16,139,388.30			299,636.00		1,769,853.11	364,909.09	2,173,154.66	101,535.93	299,513.18	25,001.57
10/1/2004	64146	64146	-	11,161,904.88	838.00		1,079,043.42		4,292,337.50	1,621,965.26			593,179.02	569,227.60
10/8/2004	64146	64146	3,366,099.00	6,145,158.01					754,543.92	356,903.80	1,003,305.33	122,021.81	594,200.72	208,622.76
10/15/2004	64146	64146	1,473,716.44	12,568,290.60	2,412.00		1,436,927.24	3,862,676.69	525,275.19	398,643.06	113,943.25		102,443.15	232,011.34
10/22/2004	64146	64146	2,101,308.95	16,480,438.30			1,900,455.01		4,089,947.35	1,735.20	3,843,328.41	240,533.98	941,398.21	824,985.44
10/29/2004	64146	64146	-	16,005,609.00	560.00		182,946.67	8,101,215.93	3,385,065.60	1,529,121.48	289,684.81		69,346.30	349,677.51
11/5/2004	64146	64146	2,971,161.08	5,886,038.71			0.53	1,648,950.36	572.02	892,716.73			202,538.00	217,117.66
11/12/2004	64146	64146	2,598,933.34	11,539,217.79			1,876,835.17	616,089.32	132,978.72	265,485.53	788,137.62	3,805.38	582,711.03	1,703,772.79
11/19/2004	64146	64146	6,290,491.16	23,103,138.96			1,480,135.02	6,616,845.00	4,051,907.37	2,018,861.66	479,357.35	111,132.35	887,753.33	104,501.40
11/24/2004	64146	64146	1,209,848.82	20,356,780.71	575.00		405,931.71	3,840,898.60	4,995,274.08	1,321,080.00	2,762,573.78		421,730.81	94,134.40
12/3/2004	64146	64146	1,331,531.96	1,279,920.82					208,588.65	38,250.30			441,675.88	134,478.35
12/10/2004	64146	64146	3,049,825.70	11,359,380.12			173,702.38	117,984.16	274,588.96	1,622,763.73	1,539,563.75	61,596.60	485,522.96	585,847.53
12/17/2004	64146	64146	28,617,603.43				2,337,826.75	7,210,989.52	4,621,089.04	260,024.81	1,418,401.79	129,182.69	32,039.96	1,837,959.37
12/23/2004	64146	64146	8,196,452.72											
12/23/2004	64146	64146		8,321,300.21			716,769.14	1,823,332.83	1,269,943.06	552,470.44			714,961.92	
12/30/2004	64146	64146		4,813,419.14					4,813,419.14					
1/7/2005	64146	64146	803,928.12	1,621,508.27					75,333.00					

**State of North Carolina
Bond Proceeds to Universities**

2001 - 2015	Budget Code For University	Budget Code for CC	CC 40070	Total for Univ	NCSSM 40069	40071	UNC CH Hlth 40072	UNC CH 40073	NCSU 40074	UNC G 40075	UNC C 40076	UNC A 40077	UNC W 40078	WCU 40079
3/24/2005	64146		-											
3/31/2005	64146		1,440,952.76											
4/7/2005	64146		3,730,281.19											
4/15/2005	64146		2,850,074.91											
4/22/2005	64146		2,960,798.99											
4/29/2005	64146		2,348,377.21											
5/6/2005	64146		-											
5/13/2005	64146		5,306,672.02											
5/20/2005	64146		5,170,562.40											
5/27/2005	64146		795,159.35											
	64146 Total		133,200,000.00	483,900,000.00	54,111.55	-	32,234,748.16	76,386,812.01	85,488,203.50	21,963,349.20	47,035,042.23	3,170,802.65	12,902,615.83	20,665,637.15
02/04/05	64154		-											
03/04/05	64154		-											
03/18/05	64154		-	16,249,095.24			106,615.16	9,783,971.33	324,597.80	1,437,360.03	290,380.90	177,021.50	155,003.39	
03/24/05	64154		-	7,259,038.32			222,968.75	32,949.52	4,591,411.69	398,654.08	642,884.42		473,933.21	175,709.42
03/31/05	64154		-	10,965,088.40			67,499.31	3,537,267.84	121,512.86	97,422.04	2,761,731.20			323,283.60
04/07/05	64154		-	6,181,765.21	3,093.01				2,129,248.19	79,921.10		19,701.39	839,656.73	60,661.09
04/15/05	64154		-	14,286,051.24			949,417.90	5,512,724.54	468,663.89	904,400.53	176,505.88	470,541.93	9,087.00	171,438.38
04/22/05	64154		-	9,922,530.31				475,980.18	1,200,606.70	157,512.94			68,535.63	149,925.14
04/29/05	64154		-	12,917,602.22			1,785,234.95	5,782,240.15	225,359.47	14,365.80	2,280,492.62		592,322.40	132,768.08
05/06/05	64154		-	6,647,755.13					2,973,227.20	191,041.71	251,388.91		23,527.00	170,190.79
05/13/05	64154		-	10,560,462.22			422,074.29	689,681.12	1,102,746.90	72,185.00	68,198.21	121,730.91	1,152,410.66	86,806.94
05/20/05	64154		-	10,630,679.82			725,748.49	770,491.92	3,184,001.09	1,901,521.68	158,384.54		286,423.63	37,997.77
05/27/05	64154		-	1,592,043.85			1,824,676.88	2,956,221.68	1,025,475.70	67,559.65	783,894.55	30,188.94	20,771.20	62,580.40
06/02/05	64154		-	3,967,242.51										
06/10/05	64154		-	7,118,475.26					680,114.37	2,024,309.43	831,366.76		1,360,017.50	15,951.69
06/17/05	64154		-	36,889,293.15	1,178.70		4,353,857.58	5,265,910.06	7,721,279.54	312,019.09	1,786,933.54	272,516.60	1,055,534.62	1,248,055.98
06/24/05	64154		-	2,560,618.82							117,034.16		620,145.50	140,952.60
07/07/05	64154		-	2,680,439.88					1,165,124.75	18,716.50	622,479.17			487,822.15
07/14/05	64154		-	4,619,378.83					321,401.37	920,299.75	43,025.98			127,561.59
07/21/05	64154		-	2,405,928.72				4,728,251.67	2,238,660.26	1,470,409.65	1,717,502.57			46,386.00
07/28/05	64154		-	3,132,689.08					3,845,286.21	87,330.98	33,495.24	75,018.34	4,830.00	24,539.00
08/04/05	64154		-	964,457.34					1,663,613.35	10,755.94			2,025,842.87	174,713.33
08/11/05	64154		-	3,386,380.95			1,267,670.05		310,826.46	51,938.63	1,175,640.00		2,223,930.81	12,542.79
08/18/05	64154		-	4,109,514.08					248,757.41	2,074,117.88	580,509.93	466,383.20	13,104.20	29,329.21
08/25/05	64154		-	2,003,497.75					2,896,820.59	6,500.00	535,817.11			62,192.00
09/01/05	64154		-	6,164,262.69					1,047,154.86	61,295.18			309,869.14	594,066.26
09/08/05	64154		-	2,382,874.16				4,360.40	2,119,541.79	1,355.75	1,544,706.05	21,704.96	334,755.27	8,473.56
09/15/05	64154		-	2,821,547.50				1,923,470.95	1,044,041.59	928,043.39	128,514.54		381,964.31	233,951.87
09/22/05	64154		-	14,267,750.63			1,266,433.66	7,451,145.22	1,254,323.20	69,293.85	275,065.04	429,208.80	1,933,697.82	39,670.55
09/29/05	64154		-	5,906,796.49					3,379,019.11	761,476.20	1,031,228.98		114,045.13	481,755.93
10/06/05	64154		-	2,106,438.32					1,082,223.04	173,465.20	(100.00)		22,913.00	36,665.41
10/13/05	64154		-	3,025,146.32					261,878.18	1,674,798.02	1,348,275.78	34,811.91	102,660.18	68,871.18
10/20/05	64154		-	2,701,489.17			1,680,841.77	752,634.84	347,059.09	10,380.43	37,676.86		2,255,757.60	183,888.83
10/27/05	64154		-	3,102,234.46			350.00	454,638.66	2,103,568.09	5,277.00	1,120,805.86	438,130.05	439.86	26,236.08
11/03/05	64154		-	1,017,662.97					348,680.84		23,150.80		178,669.71	1,630,247.98
11/09/05	64154		-	2,207,459.89					1,699,163.85	189,014.91	19,608.80	169,173.15	30,628.30	30,909.27
11/17/05	64154		-	16,238,108.16	82,343.20		1,249,689.97	2,213,029.17	2,188,924.36	650,317.00	670,298.85	1,123,619.75	2,940,381.54	975,315.55
11/22/05	64154		-	8,711,560.27					3,180,896.14	1,191,354.35	9,182.65		1,750,055.14	6,688.49
12/01/05	64154		-	5,518,352.73					1,310,546.49	1,484,838.78	645,021.75			92,651.82
12/08/05	64154		-	8,957,285.40					711,779.13	39,740.41	853,138.80	32,261.32	165,330.99	58,249.17
12/15/05	64154		-	3,351,098.38	851.45				475,906.70	1,793,891.60	3,805,832.76	683,494.67	2,656,848.52	1,231,202.47
12/21/05	64154		-	2,855,281.92			450,000.00		2,421,519.57	54,871.00			2,012.03	27,525.59
12/29/05	64154		-	638,244.80					635,709.80					
01/05/06	64154		-	385,830.48					202,226.24	54,194.04	569,687.36			1,909,951.53
01/12/06	64154		-	2,931,207.94					4,423.22	86,731.86	133,531.74	185,058.91	1,274,140.00	153,470.93
01/19/06	64154		-	3,259,940.75			1,572,522.60	3,418,136.97	1,425,200.47	474,420.65	21,653.05	50.52	8,265.54	11,737.35
01/26/06	64154		-	3,678,926.15					1,561,964.40	5,127.00	24,437.69	534,680.25	84,543.87	765,839.90
02/02/06	64154		-	1,016,522.01					1,241,526.84	604,446.35	1,396,431.38		94,805.67	
02/09/06	64154		-	1,983,283.57					1,529,409.81	35,248.20	429,495.90	658,698.47	1,909,342.00	101,747.86
02/16/06	64154		-	1,855,913.97					1,192,515.21		227,478.85	185,783.92	255,649.62	1,051,614.75
02/23/06	64154		-	1,564,616.86			3,456,472.89	8,126,744.86	1,951,540.17	1,961,605.52	52,622.17	1,901.08	16.04	5,720.20
03/02/06	64154		-	1,043,225.03					596,014.83	24,530.00	1,704,053.33		1,784,295.33	
03/09/06	64154		-	4,784,998.02				41,725.80	2,321,289.12	260,893.72	172,059.04	106,080.90		97,964.30
03/16/06	64154		-	1,978,511.25			1,048,927.36		754,959.13	19,910.66			3,074,333.73	720,152.44
03/23/06	64154		-	2,329,009.69					800,315.66	6,650.22	27,896.00	115,782.30	273,940.00	1,404.48
03/30/06	64154		-	3,649,769.65			49,567.69	250,770.88	1,165,822.97	48,229.17	1,353,824.28		(1,369.60)	11,066.72
04/06/06	64154		-	109,675.60					2,590,680.68	1,446,517.69	250,055.29	680,593.35	39,116.96	
04/13/06	64154		-	5,087,847.85				18,405.36	1,750,192.23	61,741.44	55,083.64		111,696.73	135,164.07
04/20/06	64154		-	14,976,141.26			1,145,050.50	7,950,650.67	272,747.58	40,542.25		1,069,501.12	2,734,512.91	6,900.00
04/27/06	64154		-	6,768,782.53					2,212,120.81	875,790.06	1,017,830.66	(32,996.00)	4.20	1,696.48
05/04/06	64154		-	3,594,308.64					1,622,602.07	29,635.53	1,304,402.40	28,919.92	3,904.00	
05/11/06	64154		-	4,035,427.37				1,351,857.44	526,838.43	7,741.78	21,302.04		198,498.62	894,584.84
05/18/06	64154		-	3,329,052.71										

**State of North Carolina
Bond Proceeds to Universities**

2001 - 2015	Budget Code For University	Budget Code for CC	ASU 40080	UNC P 40081	WSSU 40082	ECSU 40083	FSU 40084	NCCU 40085	ECU 40086	NCA&T 40087	NCSA 40088	UNC GA 40089	UNC A Arb 40090
3/24/2005	64146												
3/31/2005	64146												
4/7/2005	64146												
4/15/2005	64146												
4/22/2005	64146												
4/29/2005	64146												
5/6/2005	64146												
5/13/2005	64146												
5/20/2005	64146												
5/27/2005	64146												
	64146 Total		26,420,467.60	14,160,581.18	11,342,010.50	9,263,415.89	10,836,539.70	41,285,639.76	26,172,936.77	34,424,288.65	6,191,393.11	1,590,977.89	2,310,426.67
02/04/05	64154												
03/04/05	64154												
03/18/05	64154		85,241.88	150,727.27	344,408.10	291,709.66	305,299.31	2,353,984.30	18,645.10	367,302.41			56,827.10
03/24/05	64154		1,407.63	328,963.29	94,996.00		7,405.74		22,213.25		265,541.32		
03/31/05	64154		1,673,699.59	8,040.51	437,669.27	141,776.41	579,559.13	630,969.06	103,347.67	481,309.91			
04/07/05	64154		138,146.33		25,652.60	675,023.12	337,567.70	551,061.44		1,216,579.38			31,271.03
04/15/05	64154		4,386.00		272,582.99	135,295.14	104,326.21	384,002.18	3,594,468.34	725,504.38	309,054.69		93,651.26
04/22/05	64154		1,915,926.12	358,173.19	281,211.61	763,248.20		2,424,773.77	69,304.00	1,606,114.15	40,000.00		
04/29/05	64154		71,059.03	273,971.37	318,356.31	55,307.75		36,861.75	393,092.86	742,406.15	213,763.53		
05/06/05	64154		110,189.66	293,154.45	6,793.44	8,428.50		385,738.35	2,230,775.12	3,300.00			
05/13/05	64154		180,584.57	229,604.71	348,228.79	200,157.23	32,878.11	488,017.17	2,651,311.80	2,275,603.02	426,168.53		12,074.26
05/20/05	64154		2,019,183.17	35,328.90	410,845.49	607.83		861,476.23	69,505.18	37,386.43	16,850.25		114,927.22
05/27/05	64154		377,153.36	690,433.48	39,566.50	210,583.30		2,255,999.06	51,732.43	1,404,814.97		3,020,837.54	7,094.46
06/02/05	64154												
06/10/05	64154		13,289.41	599,436.93	5,324.00		187,118.80		966,831.33	144,238.20	4,661.55	13,104.00	
06/17/05	64154		1,869,209.21	711,747.08	1,241,901.37	188,049.44	953,726.62	3,576,266.51	4,370,517.19	1,141,706.84	650,440.41	1,021.53	167,421.24
06/24/05	64154			(27,908.56)	224,010.84			123,440.12	12,325.50	2,575,252.70			
07/07/05	64154		-	42,304.20	-	258,840.66	-	-	85,152.45	-	-	-	-
07/14/05	64154		115,680.85		315,877.55	51,626.45		88,000.00	3,914,296.17	77,935.02	616,440.43	1,070,490.01	
07/21/05	64154		1,314,814.14	846,947.99	540,103.83			3,222,284.48	72,402.52	1,070,308.30	58,830.90		1,465.61
07/28/05	64154		25,050.50	2,614.00	30,255.92	111,937.16	1,258,265.34	18,247.00	5,431.25	176,649.65	109,988.14	7,193.49	284,543.30
08/04/05	64154		101,698.65	85,489.53		212,001.79	26,493.15	156,218.16		4,725.00	0.50	1,152,411.27	69,264.30
08/11/05	64154		3,044.97	72,997.65	331,668.85	446,013.29	479,494.94	329,727.75	2,821,782.13	269,292.58		617,634.45	
08/18/05	64154		29,162.56	83,079.33	60,734.19	93,600.79	598,065.49	852,555.07	10,245.35		674,344.10		93,477.00
08/25/05	64154		1,957,944.99	7,536.27	319,698.90	45,293.00	40,277.78	79,850.00	1,177,949.12	848,279.23			
09/01/05	64154		1,044,805.12	569,819.72	2.40	100,829.67	512,566.00	1,060,205.99	19,723.35	843,925.00			
09/08/05	64154		9,119.62	331.57	10,752.20	375,224.22	281,258.29	473,256.00	3,909,386.40	721,071.07	886,870.28	1,005,102.96	95,240.84
09/15/05	64154		337,442.47	820,902.67	385,853.59	111,372.93	174,345.00	32.30		600,571.39	25,000.00		10,571.00
09/22/05	64154		10,654.00	124,284.00	216,640.59		522,844.39		190,736.53	51,521.94	263,140.08	152,956.21	16,134.75
09/29/05	64154		1,606,602.26	88,013.00	113,669.85		160,789.85		259,635.95	976,194.33			13,880.84
10/06/05	64154			6,460.64	795,748.00	173,800.24	581,106.47		43,129.30	757,678.29			6,456.25
10/13/05	64154		171,541.58	252,238.97	417,537.68	6,544.35	231,902.34	3,248.40	2,834,955.44	722,218.83	20,750.00		155,787.40
10/20/05	64154		458,627.74	207,569.03	294,880.15		279,940.40	427,085.08	30,354.81	24,118.00	(500.00)	408,873.58	
10/27/05	64154		1,037,594.50	208,143.75		39,901.68	21,126.74		294,286.86	621,886.00	16,044.00		1,483.50
11/03/05	64154		59,295.96	2,205.50	128,420.64		70,044.30	4,134,329.17	6,500.00	108,169.20		138,787.00	
11/09/05	64154		600.00		17,775.00	353,661.42	840.00	4,240.14	1,065,805.50		130,635.87		373,946.30
11/17/05	64154		231,738.64	117,810.21	167,928.95	31,893.12	226,450.05	499,175.30	2,514,968.10	162,623.43		191,600.97	
11/22/05	64154		372,659.40		1,153.00	10,856.52		530,928.86			547,748.90		3,176.19
12/01/05	64154		5,154.84	189,583.26		828.50	470,722.16	194,305.52	1,120,143.61			4,556.00	
12/08/05	64154		726,702.62		794,674.27	441,660.37	230,386.77	606,895.42	88.00	72,335.88	389,344.59	205,528.64	229,815.18
12/15/05	64154		5,080.00	18,037.09	254,900.37	27,803.55	2,209.50	374,982.75	2,222,623.06		19,163.50	2,178,689.69	
12/21/05	64154		519,331.18	214,451.62	71,589.59	58,558.00	628,665.78	548,041.94	28,871.25		55,789.00		
12/29/05	64154											2,535.00	
01/05/06	64154		492.39		155,295.00	452,873.66		330.00			334,172.18		8,877.50
01/12/06	64154		229,191.28	79,291.58	75,568.99	192,233.01	403,097.25	9,415.23	417,437.99	13,072.36		68,199.38	59,415.59
01/19/06	64154		136,567.46	302,149.64	72,333.98	3,000.00	31,495.00	300,427.45	1,445,311.06		160,792.86	8,971.00	3,000.00
01/26/06	64154		195,129.39	17,361.07	287,789.75	7,455.25	118,615.68	40,198.50			12,873.00		22,910.40
02/02/06	64154		14,375.00	39,754.21	9,265.90		649,179.57	280,551.28	44,526.07			4,810.00	
02/09/06	64154		65,368.17	6,460.64	28,950.00	170,961.02	4,928.35	491,142.03	619,519.75	1,291,810.94	19,040.73	166,056.00	242,718.89
02/16/06	64154		7,549.15	2,412.88	91,096.50	335,575.25	33,024.40	79,036.50	3,466,952.20			3,925.00	
02/23/06	64154		768,078.97	92,568.36	44,231.08	224,150.11	409,852.02			94,290.52	122,787.77		600.00
03/02/06	64154		157,022.75	1,323.13	239,048.10		71,888.55	2,677.50	589,054.14	7,619.28		3,000.00	
03/09/06	64154		342,086.83	38,800.97	189,576.47	9,750.00	454,011.35	1,717,560.17	42,996.75	266,688.02			335,559.17
03/16/06	64154		95,390.86	349,737.34	6,234.65	371,928.07	31,631.16	50.40	1,669,450.44	151,801.56		1,228.35	
03/23/06	64154		399,161.20	24,074.44	19,559.08	4,150.00	20,431.56	1,109,886.53	1,053,194.55	57,238.09	117,034.86		18,807.83
03/30/06	64154		4,155.68	143.55	66,390.98	155,225.88	532,789.76		3,990.38	7,892.75			1,268.56
04/06/06	64154		210,187.59	70,017.26	57,402.10	134,806.46	509,944.87	3,066.49	130,356.18	80,423.00		12,128.22	278,969.75
04/13/06	64154		225,622.00	(23,586.20)		20,497.09	46,132.95	(7,075.27)	2,364,401.81	329,572.00			
04/20/06	64154		172,516.51	481,855.00	58,522.98	2,181.00	30,642.69	938,088.68	2,850.00		18,236.90	49,603.55	1,738.92
04/27/06	64154		34,621.48	150,396.54	8,982.00	8,982.00	1,272,834.31	207,061.33	492,707.35	147,470.08	150,545.83	8,043.50	
05/04/06	64154			14,679.61	37,052.54	107,522.51	352,171.09		51,406.00	37,400.00		4,612.97	
05/11/06	64154		332,513.20	87,918.74	149,133.49	468.93	349,644.78		732.00	146.14		1,797.54	112,249.40
05/18/06	64154		4,668.65		11,749.59	109,579.12	8,394.19	77,906.23	2,148,281.60	47,472.18			3,061.76

**State of North Carolina
Bond Proceeds to Universities**

2001 - 2015	Budget Code For University	Budget Code for CC	CC 40070	Total for Univ	NCSSM 40069	40071	UNC CH Hlth 40072	UNC CH 40073	NCSU 40074	UNC G 40075	UNC C 40076	UNC A 40077	UNC W 40078	WCU 40079
05/25/06	64154	-	-	11,850,110.41				5,048,944.89	2,006,367.97	21,933.75	302,616.70		2,124,991.62	
06/01/06	64154	-	-	3,398,334.36				1,060,544.70	789,421.86	1,105,886.68				
06/08/06	64154	-	-	20,278,706.03			1,206,532.80	2,953,603.18	9,490,913.12	10,790.00	206,097.77	823,154.21	2,099,866.06	13,832.00
06/15/06	64154	-	-	5,713,158.31			1,401,348.62			734,466.57	154,334.99	705,814.00		
07/07/06	64154	-	-	1,023,455.59					731,055.40				119,124.09	
07/13/06	64154	-	-	4,158,502.23			1,239,884.76		439,814.07		1,682,885.22		(4,042.90)	
07/20/06	64154	-	-	6,393,540.69			1,771,571.84		149,482.53	502,871.16	64,925.68	725,892.82	1,026,524.34	
07/27/06	64154	-	-	5,476,525.44					1,818,689.83	126,200.86	922,472.22		17,389.76	1,232.44
08/03/06	64154	-	-	384,318.39					384,318.39					
	64154 Total		100,000,000.00	564,500,000.00	87,466.36	-	33,992,929.77	85,708,124.02	101,421,123.87	28,171,797.78	40,859,967.91	10,825,191.89	40,454,483.67	15,248,588.13
			-	-										
			-	-										
07/27/06	64158		7,463,194.06	-										
08/03/06	64158		391,758.66	3,193,182.48					319,044.27	62,116.82	11,544.00	429,367.54	1,140,615.89	
08/10/06	64158		1,340,830.26	13,558,453.87				7,645,075.12	4,003,970.01	109,754.25	411,712.09		23,895.60	
08/17/06	64158		388,889.29	3,801,661.76				196.00	781,508.76	67,866.70	29,625.75	836,170.10	1,206,713.77	61,651.80
08/24/06	64158		1,294,908.41	4,919,889.82			803,810.95		1,304,956.58	922,972.12	192,063.33	61,597.73	666.00	569,129.71
08/31/06	64158			6,055,755.83					3,661,239.52	11,928.00			211.00	7,580.00
09/07/06	64158		1,874,779.59	2,600,613.30					81,985.04	2,176.43	656,583.07		174,294.83	373.22
09/14/06	64158		1,771,242.26	8,558,250.05			31,282.31	4,061,744.61	505,208.58	174,850.54	1,562.40	924,852.39	1,029,790.07	230,921.80
09/21/06	64158			5,172,814.79			323,663.70	107.36	820,259.06	20,296.77	149,434.34	642,566.65	1,721,372.40	448.00
09/28/06	64158		1,806,617.42	4,665,362.07			14,207.70		4,199,678.88	68,832.80	338.73	104,253.46	(196.00)	566.50
10/05/06	64158		476,183.70	1,399,728.49					576,126.80	101,011.25	21,164.75		25,590.83	2,244.93
10/12/06	64158		1,265,775.77	2,350,367.98					642,546.94	5,025.00	243,145.67	9,144.95	87,465.15	33,125.47
10/19/06	64158		117,594.14	11,967,944.07			538,455.12	5,933,998.57	2,072,745.27	20,425.79	350,365.78	877,907.61	100,272.78	444,891.24
10/26/06	64158		2,886,944.17	8,216,225.25			583,823.81	474,448.00	4,264,542.84	211,668.33	1,847.68	35,306.10	7,526.25	
11/02/06	64158		1,259,794.37	2,494,357.02			50,628.25	5,990.00	564,745.81	135,344.86	450,924.20	143,955.80	1,009,614.10	4,570.40
11/08/06	64158		1,311,702.67	4,024,988.46					1,589,171.52	155,946.23	621.26		2,117,678.19	10,334.32
11/16/06	64158		1,216,729.99	7,860,121.37			411,847.25	2,098,001.95	1,584,676.54	660,927.94	2,256.63	401,133.89	159,738.47	496,536.57
11/21/06	64158		88,839.70	3,339,170.85					12,423.87	953,275.04	8,175.77	673,299.00	35,472.49	
11/30/06	64158			4,086,875.11			505,982.15	243,815.16	2,639,485.17	(129,927.00)			22,080.02	1,336.40
12/07/06	64158		4,183,765.51	6,009,350.17					2,172,002.47	130,968.67	469,069.78	285,965.73	263,675.12	135,809.35
12/14/06	64158		1,830,481.59	9,402,602.07	102,181.08		1,354,496.63	4,559,947.23	905,383.06	477,238.28	92,457.31	1,076,973.60	527,414.82	37,718.39
12/21/06	64158		925,036.21	10,079,113.39			280,472.58	634,656.30	4,046,250.73	854,764.96	434,150.89		34,237.72	8,475.00
12/28/06	64158			412,103.31										0.40
01/04/07	64158		10,890.67	1,526,625.83					381,386.52		195,054.35	494,595.48	137,376.75	3,127.15
01/11/07	64158		1,956,489.03	852,671.23					159,118.63	14,380.79	102,851.80		89,871.90	18,184.48
01/18/07	64158		1,675,970.75	8,186,709.49			139,606.15	6,157,837.81	23,026.27	261,240.53	223.35		713,708.34	200,438.61
01/25/07	64158		1,822,169.64	4,511,035.66					2,353,556.99	26,873.95	74,020.20	875,824.05	334,572.02	23,652.35
01/31/07	64158			3,637,251.14					1,450,841.99	818,337.88			15,428.35	
02/08/07	64158		1,196,302.18	2,673,820.88					1,299,199.32	153,419.18	547,125.41	359,331.38	38,356.02	3,165.00
02/15/07	64158		1,225,399.59	3,619,290.95					1,607,595.63	324,411.30	471,946.35		192,770.53	13,768.32
02/22/07	64158		1,950,556.14	8,587,332.96					5,054,491.22	755,754.29	56,731.00	166,692.32	282,525.41	768,029.76
03/08/07	64158			2,685,229.19			220,571.50		139,488.33	1,264,224.19			391,211.43	(837.63)
03/08/07	64158		289,187.75	2,078,243.73				6,266.64	234,612.08	884,011.15	7,225.48	54,197.48	37,137.77	4,484.25
03/15/07	64158		753,117.48	3,837,598.41					1,188,322.41	8,155.02	228,977.99	86,856.41	240,356.90	1,668,640.22
03/22/07	64158		1,549,348.51	2,920,657.13					125,379.33	15,426.90	1,616,451.10		95,367.82	46,243.54
03/29/07	64158		649,272.11	5,342,661.84					2,469,947.05	1,220,321.01			533,946.18	790,673.03
04/04/07	64158		1,101,679.11	5,909,406.04				190,309.94	1,637,289.27	799,985.92	261,320.00		38,357.62	560,852.25
04/13/07	64158		1,185,799.99	8,097,329.58			6,887.86	1,356,505.31	158,448.56	706,382.80	58,737.08	2,798,635.79	896,975.64	111,874.19
04/19/07	64158		597,574.98	6,386,965.77					2,119,874.03	551,238.56	1,223.79		1,182,008.90	33,886.67
04/26/07	64158		1,082,977.04	3,223,016.66			508,547.48	622,698.93	931,240.42	455,170.75			(75.00)	27,601.53
08/30/07	64158			7,395,194.11				1,612,046.05	2,276,116.99	1,502,225.06		17,389.59	149,196.57	
09/06/07	64158			2,749,525.31					1,134,562.31	100,591.99			603,784.58	503,720.56
09/13/07	64158			5,312,263.02			48,748.50	1,866,293.89	7,506.77	1,584,142.86	39,587.20	765,566.95	593,276.63	
09/20/07	64158			2,927,982.54			281,827.02	1,600,865.98	207,648.67	353,489.60		5,972.65	36,466.00	
09/27/07	64158			5,914,916.11			29,632.95	884,263.59	1,757,603.14	1,648,779.46	33,587.26	1,280.89	61,960.38	
10/04/07	64158			2,993,886.27					777,583.99	421,545.43		5,775.79	985,279.81	
10/11/07	64158			7,472,045.59			3,849,061.07	44,996.66	1,214,424.29	67,992.55	52,112.50		55,022.00	
10/18/07	64158			5,890,321.93			(2,162,208.83)	4,025,623.85	759,130.77	9,546.01			845,033.58	
10/25/07	64158			4,265,877.96			428,733.53	706,817.61	316,526.02	523,421.41	189.27	509,553.05	31.00	
11/01/07	64158			3,368,292.85			252,341.40	558,928.47	2,206,200.20	36,511.83	26,446.22	2,878.83	6,998.00	
11/08/07	64158			4,026,917.60					1,549,397.94	1,290,199.65	74,197.09	3,139.50	68,923.40	909,725.85
11/15/07	64158			496,195.97			212,836.66	283,359.31						
02/28/08	64158			(5,890,321.93)			2,162,208.83	(4,025,623.85)	(759,130.77)	(9,546.01)			(845,033.58)	
02/28/08	64158			(4,265,877.96)			(428,733.53)	(706,817.61)	(316,526.02)	(523,421.41)	(189.27)	(509,553.05)	(31.00)	
03/13/08	64158			2,555,528.58			27,667.49	125,900.13	816,432.68	6,545.00	6,171.82	81,043.77	14,229.10	379,568.78
03/19/08	64158			1,929,362.14				1,042.71	757,903.57	175,173.86	42,002.10			
03/27/08	64158			3,784,679.04				2,113,795.64	321,391.23	105,206.91			15,542.21	
04/03/08	64158			674,650.44					98,359.34	240,789.19	16,255.00		8,215.26	
04/10/08	64158			1,211,979.69				108,500.00	132,251.70	12,192.75	680,194.27		157,373.04	
	64158 Total		48,941,802.74	251,058,197.26	102,181.08	-	10,587,453.07	44,816,938.45	70,726,719.52	20,683,704.36	5,361,819.97	14,310,072.88	15,585,491.67	8,285,313.80
			-	-										
5/3/07	64220		-	6,729,909.75				2,517,251.94	2,542,335.43	893,712.59	18,077.50		436,966.24	1,507.57

**State of North Carolina
Bond Proceeds to Universities**

2001 - 2015	Budget Code For University	Budget Code for CC	ASU 40080	UNC P 40081	WSSU 40082	ECSU 40083	FSU 40084	NCCU 40085	ECU 40086	NCA&T 40087	NCSA 40088	UNC GA 40089	UNC A Arb 40090
05/25/06	64154		48,325.00	395,154.07	31,923.08		667,485.36	290,994.47	827,547.20	80,438.59		3,387.71	
06/01/06	64154		917.50		10,832.53		11,644.75	286.20	107,511.21	311,288.93			
06/08/06	64154		371,285.43	923.45	123,097.44	44,796.84	1,172,545.28	9,143.75		844,542.17	400,048.88	244,151.65	263,382.00
06/15/06	64154		193,816.57	360,211.52	120.00		23,280.74	205,570.78	1,807,966.00				
07/07/06	64154				143,788.10				27,903.00			1,585.00	
07/13/06	64154		50,552.71	343,963.80	53,660.00	2,431.00			349,353.57				
07/20/06	64154		43,600.80	8,660.20	20,021.54		131,790.40	1,091,425.71	47,768.87	700,269.30	108,735.50		
07/27/06	64154		628,714.00	335,456.20	300.00		1,016,834.61		50,794.85	176,509.84	32,716.35	41,798.61	307,415.87
08/03/06	64154												
	64154 Total		23,335,733.12	10,704,301.88	11,243,141.99	8,255,894.57	16,590,882.62	35,643,496.57	54,944,549.89	25,476,967.43	7,217,055.43	10,894,103.31	3,424,199.79
07/27/06	64158												
08/03/06	64158		134,795.80		1,208.84	94,070.97		234,396.85	763,587.50	60.00		2,374.00	
08/10/06	64158		457.98	270,789.35	40,514.71		6,092.42	570,613.50	250,740.00	129,665.84			95,173.00
08/17/06	64158		42,495.32		24,315.50	10,943.10		60,720.07	458.30	92,410.00		36,453.57	
08/24/06	64158		78,962.34	286,658.76	845.00		456,794.44		237,874.76		3,558.10		
08/31/06	64158		1,384,122.07		18,667.45	55,950.00		64,130.69	1,014,223.00	(162,295.90)			
09/07/06	64158		251.83		7,759.00	12,659.46	6,092.42	383,315.00	1,270,123.00		5,000.00		
09/14/06	64158		64,024.68	233,094.17	749.50	100,511.99	239,190.74		174,655.24	516,518.53			269,292.50
09/21/06	64158		7,146.83	390,196.35	40,999.44	4,444.50	557,089.48	57,455.64	407,613.02	29,721.25			
09/28/06	64158		10,435.20		1,645.00		122,692.48	48.20		142,859.12			
10/05/06	64158				50,185.68		7,461.42	92,410.29	(13,580.49)	537,396.67			(283.64)
10/12/06	64158		551,673.00	44,027.00	16,891.72	17,192.70	3,774.84	41,892.00	404,181.65	35,218.25			215,063.64
10/19/06	64158		172,292.28	41,355.10		120,050.26	1,140,613.03	922.08	117,692.59	15,568.25	20,388.32		
10/26/06	64158		50,242.61	416,562.60		63,930.51	136,166.05	1,128,430.29	738,112.85	103,900.97			(283.64)
11/02/06	64158			117,378.00		961.23	6,578.88		2,426.00	1,239.49			
11/08/06	64158		541,633.00	19,950.00	45.00					1,493,054.40			
11/16/06	64158		20,807.23	31,720.50	21,586.56	29,988.18	1,260,112.31	29,905.55	433,581.25	58,955.15		9,000.00	149,345.40
11/21/06	64158		2,187.50	5,800.00	84,105.82		89,506.31		1,077,703.37	74,302.81			4,752.00
11/30/06	64158			328,785.65		53,255.70	503.34		372,554.62		49,003.90		
12/07/06	64158		231,430.16	1,582.61		17,300.77	107,347.95	202,714.25	91,797.67	1,735,917.12		3,227.00	160,541.52
12/14/06	64158		7,439.80		9,124.59	12,274.50	13,113.44		210,920.50		2,787.76	1,250.00	11,881.08
12/21/06	64158		5,244.63	42,796.00			146,159.39	2,331,593.25	303,442.71	888,448.40		4,638.32	
12/28/06	64158					93,774.00			318,328.91				
01/04/07	64158		11,679.84	2,540.24	925.50	195,702.30		11,363.70	92,874.00				
01/11/07	64158			264,760.75		2,463.50	30,738.93	60,077.90	56,488.05			7,000.00	46,734.50
01/18/07	64158		226,713.00	35,067.00		12,193.00	220,889.89		46,143.15		41,075.70	108,546.69	
01/25/07	64158		92.35	372,494.05	11,147.05	22,040.00		309.68	374,337.56			42,115.41	
01/31/07	64158			5,905.79		24,874.00	778.47	879,345.50	404,987.55		33,479.61	572.00	
02/08/07	64158					170.74	37,318.83		54,625.00	80,000.00		96,500.00	4,610.00
02/15/07	64158		586,394.67	373,855.70	9,076.78		2,592.05		36,879.62				
02/22/07	64158		5,918.32	36,216.00	173,707.55	327,556.79			855,744.00		43,989.50	59,976.80	
03/08/07	64158		100,901.87				244,300.00	33,264.50	290,605.00			1,500.00	
03/08/07	64158		557,242.00			297,566.88							
03/15/07	64158		7,664.00	39,651.04	9,063.80	245,744.78	7,390.04		53,683.00		27,443.79	5,000.00	20,649.01
03/22/07	64158		(5,074.34)	2,690.96					132,978.65	820,360.09		67,977.92	2,855.16
03/29/07	64158		45,032.80	143.47	4,441.79	130,482.54	140,141.02			6,532.94		1,000.01	
04/04/07	64158		3,309.57	367,819.47	24,433.00			1,795,733.00	229,996.00				
04/13/07	64158		26,301.09	30.86	8,163.16	98,193.47	715,645.76	1,121,118.50			21,579.51	11,850.00	
04/19/07	64158		117,902.20	48,388.83	1,100.00	270,333.92			1,062,093.97			998,914.90	
04/26/07	64158		39,721.65	280,031.40		7,215.59	306,982.97		43,880.94				
08/30/07	64158			22,627.77		16,932.80	7,994.74	11,150.00	13,877.54	1,765,637.00			
09/06/07	64158			4,475.64		24,367.75	371,233.88					6,788.60	
09/13/07	64158			22,736.79	4,521.30	366,268.53	1,187.60		6,200.00			6,226.00	
09/20/07	64158		48,334.00	232.51			50,642.20		318,744.91		22,784.00	975.00	
09/27/07	64158		229,143.00	51,775.96	256.45	161,020.68	60,422.75	552,464.52	20,692.80	415,878.45		6,153.83	
10/04/07	64158			4,080.00		2,326.62	73,998.91		5,127.15	(2,370.00)		720,538.57	
10/11/07	64158		271,912.00	503,544.00	25,855.00		570,345.31	811,058.21	200.00			5,522.00	
10/18/07	64158			178,995.00	8,200.00	293,888.39	178,994.75		81,835.12	1,559,126.63	112,156.66		
10/25/07	64158			392,472.39	41,132.15	14,134.02	215,563.00	18,150.00	464,417.81	468,428.04	165,108.66	912.00	
11/01/07	64158		288.00	2,529.60		152.20	788.00		3,883.89			270,634.21	
11/08/07	64158			28,220.00		27,464.44	1,200.00		31,384.00			43,065.73	
11/15/07	64158												
02/28/08	64158			(178,995.00)	(8,200.00)	(293,888.39)	(178,994.75)		(81,835.12)	(1,559,126.63)	(112,156.66)		
02/28/08	64158		(288.00)	(392,472.39)	(41,132.15)	(14,134.02)	(215,563.00)	(18,150.00)	(464,417.81)	(468,428.04)	(165,108.66)	(912.00)	
03/13/08	64158			81,495.59		81,586.50	440,213.26		50,743.00	442,403.99		1,527.47	
03/19/08	64158			4,081.06			1,176.00		279,205.72	668,097.00	559.25		120.87
03/27/08	64158		8,637.21	47,153.38		3,718.09		35.00	107,954.76	1,028,490.07		32,754.54	
04/03/08	64158			27,619.70	1,290.00	2,000.00	162,207.65		9,993.00	107,921.30			
04/10/08	64158			66,832.50	600.00		54,035.43						
	64158 Total		5,587,467.49	4,927,696.15	595,925.19	3,007,682.99	7,862,232.70	10,419,333.55	12,844,214.26	11,485,984.21	330,431.95	2,557,082.57	980,451.40
5/3/07	64220				600.00	16,788.60	5,504.60		(2,445.92)			299,611.20	

**State of North Carolina
Bond Proceeds to Universities**

2001 - 2015	Budget Code For University	Budget Code for CC	CC 40070	Total for Univ	NCSSM 40069	40071	UNC CH Hlth 40072	UNC CH 40073	NCSU 40074	UNC G 40075	UNC C 40076	UNC A 40077	UNC W 40078	WCU 40079
5/10/07	64220		2,149,904.60	4,914,612.10			3,098.30	1,789,248.28	2,284,120.85	707,444.00				1,655.02
5/17/07	64220		647,625.54	5,427,716.78			483,803.00	3,276,622.76	215,685.48		1,584.34		702,248.29	20,701.92
5/25/07	64220		2,363,889.41	10,372,803.97			807,519.47	1,841,314.81	1,792,013.14	1,482,113.58	47,963.10	1,285,258.89	361,483.82	1,657,685.32
5/31/07	64220		34.93	3,387,516.50				20,382.60	1,887,850.74	93,014.47			77,147.01	
6/7/07	64220		4,179,280.99	4,994,532.13				2,500,644.10		115,446.87			1,341,170.12	18,113.07
6/14/07	64220		-	9,384,650.90			36,839.00	1,395,301.22		3,531,902.53	27,270.68	85,005.05	36,869.90	10,357.06
6/28/07	64220		-	398,415.12			398,415.12							
7/5/07	64220			2,391,719.37					1,130,599.39				1,200,518.56	59,117.77
7/12/07	64220			5,509,261.29			137,510.92	3,255.70	2,576,798.86		59,924.60		40,481.20	1,271,034.95
7/19/07	64220			11,817,177.78				4,269,646.85	4,079,306.97	189,962.84	92,625.00	851,600.69	382,038.08	
7/26/07	64220		2,856,390.62	10,013,454.54			979,719.21	2,762,308.74	1,451,023.48	1,206,034.64			631,043.30	107,832.00
8/2/07	64220		797,010.10	2,559,621.86			(137,510.92)	389,344.68	278,977.70	1,204,601.00	195,687.71			11,160.03
8/9/07	64220		480,049.68	7,316,581.85				1,932,730.55	1,433,733.66	672,972.55	123,608.00	1,059,719.69	7,122.20	1,057,064.06
8/16/07	64220		1,859,911.75	5,233,312.91				251,975.92	72,193.59	700,928.99	15,020.60		813,287.38	
8/23/07	64220		523,721.67	6,589,703.13				2,357,148.15	934,433.48	910,198.01	9,918.40	789,458.95	1,307,134.28	
9/6/07	64220		-	608,347.90										
9/13/07	64220		2,957,393.81	-										
9/20/07	64220		1,885,767.92	-										
9/27/04	64220		279,367.20	-										
10/4/07	64220		487,259.46	-										
10/11/07	64220		-	-										
10/18/07	64220		2,398,486.22	-										
10/25/07	64220		1,596,389.42	-										
11/1/07	64220		-	-										
11/8/07	64220		3,815,709.70	-										
11/15/07	64220		878,172.02	5,155,918.97				14,508.08	1,615,525.18	1,552,332.29	9,503.49	77,632.00	486,155.14	17,225.24
11/20/07	64220		639,083.18	5,513,609.29				2,319,018.88	1,564,625.89	288,334.24				17,093.85
11/29/07	64220		1,107,284.28	3,306,682.50				854,446.44	77,521.57	15,338.63		526,919.00		759,796.28
12/6/07	64220		-	3,494,728.20					652,394.27	1,008,740.46	90,000.00			
12/13/07	64220		3,273,812.94	4,319,645.56			7,234.62	317,430.06	598,086.65	1,964,778.45	29,601.95	784,823.34		215,122.58
12/20/07	64220		4,220,729.94	11,432,352.84				625,986.00	5,468,980.03	1,341,966.85			115,830.06	11,896.37
12/27/07	64220		(3,273,812.94)	3,730,768.26			3,308.46	3,725,457.30						
1/3/08	64220		-	1,597,745.52						8,618.00			347,313.88	
1/10/08	64220		965,505.94	3,499,430.54			43,638.73	1,618,870.02	106,903.72	2,200.00	775,000.00	1,545.05		465,085.41
1/17/08	64220		1,113,554.53	4,067,385.61				49,338.93	994,569.60	377,334.67	125,000.00		481,707.06	
1/24/08	64220		551,475.62	6,863,141.92			131,353.63	3,970,594.94	1,832,019.68	22,722.00	50,181.87	186,963.08	121,826.29	5,637.00
1/31/08	64220		-	3,014,943.62				15,690.00	1,579,723.06	1,093,857.66	2,400.00			
2/7/08	64220		1,861,897.78	2,031,539.87			27,602.87	41,056.23	6,525.00	952,246.71		30,433.36	2,093.05	444,535.90
2/14/08	64220		-	2,894,411.43				62,368.98	1,446,799.62	160,841.15	2,394.12	4,977.75	400.00	28,170.00
2/21/08	64220		2,127,027.76	3,248,163.16			543,205.57	876,884.97	122,493.72	472,370.53			4,325.10	
(10/19/07) 02/28/	64220		-	5,890,321.93			(2,162,208.83)	4,025,623.85	759,130.77	9,546.01			845,033.58	
(10/26/07) 02/28/	64220		-	4,265,877.96			428,733.53	706,817.61	316,526.02	523,421.41	189.27	509,553.05	31.00	
2/28/08	64220		584,452.18	3,876,546.00			93,000.00	1,390,301.41	1,688,986.03	717,222.71			442.26	211,951.58
3/13/08	64220		2,316,848.17	-										
3/7/08	64220		2,023,116.27	2,019,698.18					525,919.77	1,452,395.06			10,618.00	1,321.00
3/19/08	64220		888,532.30	-										
3/27/08	64220		564,638.03	-										
4/3/08	64220		521,123.01	-										
4/10/08	64220		1,873,005.43	128,931.06										
4/17/08	64220		1,209,506.58	3,421,190.14				24,759.93	2,095,192.02	278,223.20			22,737.46	395,167.24
4/24/08	64220		704,644.92	3,168,681.71			4,764.25	1,476,774.97	282,400.42	528,903.81			349,393.97	143,604.79
5/1/08	64220		-	1,576,170.29					318,096.59	1,229,926.13				
5/8/08	64220		1,662,291.97	2,248,406.30			3,729.00	58,811.39	43,007.11	467,806.75	11,325.30		493,759.12	420.00
5/16/08	64220		1,642,390.07	4,330,789.42			416,464.93	1,459,248.13	303,598.00	254,271.90			2,000.00	373,037.06
5/22/08	64220		1,122,868.06	1,758,685.73			3,926.83	28,251.00	866,554.15			640.00	366,293.72	147,742.49
5/29/08	64220		298,169.87	1,091,301.43					41,762.50				65,007.42	
6/5/08	64220		3,875,758.66	206,243.22					151,159.63				52.00	
6/12/08	64220		-	4,961,686.43			223,237.17	179,819.95	357,959.98	836,224.81	678,121.00		6,352.12	372,031.63
07/02/08	64220		-	22,781.16					22,781.16					
07/10/08	64220		-	2,065,671.21					1,568,773.88				26,588.56	206,955.69
07/17/08	64220		-	3,256,817.36					1,002,611.08	158,988.09			4,091.85	320,548.82
07/24/08	64220		2,125,733.68	1,065,802.27					5,077.00	407,626.86		14,193.05	119,795.80	1,650.00
07/31/08	64220		-	484,252.48					47,625.22	47,319.48				
08/07/08	64220		1,215,148.79	435,998.94					2,342.56				29,236.32	
08/14/08	64220		499,134.04	1,722,720.56					1,145,117.58	138,599.14				
08/21/08	64220		552,547.14	4,985,388.65			4,060,424.00	103,635.44	14,404.48	416,012.89			90,379.11	
08/28/08	64220		125,908.83	404,735.85					2,950.00	153,645.52			17,052.50	
09/04/08	64220		647,976.38	1,323,827.64					937,311.46	9,351.17				
09/11/08	64220		1,072,637.37	1,939,903.36				6,555.79	17,202.31	1,158,861.64				
09/18/08	64220		489,430.73	1,718,255.45					537,603.14	18,279.47			2,588.95	
09/25/08	64220		628,594.77	1,657,702.08			320.00	357,819.06	643,712.07	426,855.80			13,865.73	
10/02/08	64220		-	556,194.88					209,393.78	16,494.76				
10/09/08	64220		2,038,765.21	866,087.84			136,105.75	5,621.92	3,539.66	400,846.20			126,862.32	
10/16/08	64220		617,121.36	1,638,319.81			7,900.00		163,713.01	15,796.88	754,561.00		80,276.00	232,721.23
10/23/08	64220		270,498.05	407,720.63					94,612.79	281,494.63				

**State of North Carolina
Bond Proceeds to Universities**

2001 - 2015	Budget Code For University	Budget Code for CC	ASU 40080	UNC P 40081	WSSU 40082	ECSU 40083	FSU 40084	NCCU 40085	ECU 40086	NCA&T 40087	NCSA 40088	UNC GA 40089	UNC A Arb 40090
	5/10/07	64220	57.80	2,103.59		3,859.93	56,482.66		18,603.67				47,938.00
	5/17/07	64220	3,299.58	15,693.00	8,874.84	127,625.32	9,366.00	237,979.25	255,571.23			68,661.77	
	5/25/07	64220		98,383.23		2,302.34	24,132.59	858,938.06	93,637.44			6,254.94	13,803.24
	5/31/07	64220	143,057.26	3,783.54		117,463.78		338.00	1,044,479.10				
	6/7/07	64220		3,843.76		76,088.77	599,705.99			196,496.03	5,317.00	52,701.37	
	6/14/07	64220	6,007.64	297,716.13	29,151.88		(6,273.02)	1,339,758.23	201,269.28	1,755,363.17	14,768.18	2,205.52	
	6/28/07	64220											
	7/5/07	64220										1,483.65	
	7/12/07	64220	102,577.00	86,770.60		334,648.68			896,258.78				
	7/19/07	64220	942.64	385,643.24		7,828.00			11,298.00	1,546,285.47			
	7/26/07	64220	144,582.65	297.60	3,237.78	85,175.00	1,169,343.48	358,635.15	1,101,489.79	1,648.00	10,333.72	750.00	
	8/2/07	64220		135,520.77		1,604.00				346,156.74			6,070.15
	8/9/07	64220		522,862.90		2,488.94		486,574.65	5,939.78	5,534.50		1,679.30	4,551.07
	8/16/07	64220		937,570.66	10,547.96	99,727.37		59,008.75	457,958.32	1,797,799.37			
	8/23/07	64220	4,140.60	34,558.51		74,331.00		15,807.22		123,082.77	16,366.76	13,125.00	
	9/6/07	64220											
	9/13/07	64220											
	9/20/07	64220											
	9/27/04	64220											
	10/4/07	64220											
	10/11/07	64220											
	10/18/07	64220											
	10/25/07	64220											
	11/1/07	64220											
	11/8/07	64220											
	11/15/07	64220		3,489.60		68,233.22	1,754.00		381,137.67	740,246.26	188,176.80		
	11/20/07	64220				180,051.51	209,586.72	877,229.88	8,528.93			49,139.39	
	11/29/07	64220	5,555.00	16,316.70	58,132.00	51,984.70	563.22		181,631.77	758,477.19			
	12/6/07	64220	70,849.95	76,008.28		1,358,605.02	132,132.80	50,122.83	53,974.59		1,900.00		
	12/13/07	64220		54,237.50		39,073.82	8,946.74			137,084.96	123,456.89	39,768.00	
	12/20/07	64220	74,438.00		6,028.40		29,000.00	900,072.80	1,367,345.31	1,490,809.02			
	12/27/07	64220							2,002.50				
	1/3/08	64220					400,731.50		836,440.60			4,641.54	
	1/10/08	64220		1,046.40	600.00	265,713.71	1,686.00		217,141.50				
	1/17/08	64220	2,485.28	604,963.50		645,649.24	2,961.00	158,872.00	113,448.85	460,532.85		50,522.63	
	1/24/08	64220		5,510.40	3,617.04		167,218.99		360,447.00		5,050.00		
	1/31/08	64220		81,391.69	706.27		127,445.78		(43,370.00)		32,000.00		
	2/7/08	64220		-	-	11,379.19	205,021.86	9,648.30	151,762.30		-	1,518.10	147,717.00
	2/14/08	64220		13,465.88		251,637.70	(83,978.64)			1,001,314.87		6,020.00	
	2/21/08	64220	432.56	76,208.21		18,743.68	17,715.00	491,205.00	47,109.47	577,469.35			
	(10/19/07) 02/28/	64220		178,995.00	8,200.00	293,888.39	178,994.75		81,835.12	1,559,126.63	112,156.66		
	(10/26/07) 02/28/	64220	288.00	392,472.39	41,132.15	14,134.02	215,563.00	18,150.00	464,417.81	468,428.04	165,108.66	912.00	
	2/28/08	64220		14,070.00	61,712.54	11,704.08		(491,205.00)	175,860.39			2,500.00	
	3/13/08	64220											
	3/7/08	64220		14,600.00		4,719.78			9,894.55				230.02
	3/19/08	64220											
	3/27/08	64220											
	4/3/08	64220											
	4/10/08	64220					94,904.57		33,355.07				
	4/17/08	64220	32.00	57,704.00		89,197.25	41,719.67		231,514.37	170,683.47	13,259.53	1,000.00	
	4/24/08	64220			12,358.22	8,202.00	112,029.62		131,920.00	118,329.66			
	5/1/08	64220		1,850.00					23,355.40			2,942.17	
	5/8/08	64220		23,429.00	20,550.00	768.77	42,150.36		29,154.00	1,033,337.90		20,157.60	
	5/16/08	64220		166,033.84		107,943.51			350,789.93	745,294.50	128,647.29	23,460.33	
	5/22/08	64220				1,534.50	116,873.14	85,834.57	4,242.00	35,841.92		79,392.81	21,558.60
	5/29/08	64220			11,554.69	(3,166.18)	13,398.00		607,863.00	352,282.00		2,600.00	
	6/5/08	64220		23,776.00		13,844.78	12,438.96					4,971.85	
	6/12/08	64220	215,027.11	489,220.84	31,974.00	37,394.00	19,412.57	17,245.00	271,985.06	934,734.52	52,578.76	238,367.91	
	07/02/08	64220											
	07/10/08	64220	142,575.36			75,040.22						45,737.50	
	07/17/08	64220	(142,575.36)	393,193.90					3,320.93	1,376,020.55		140,617.50	
	07/24/08	64220		162,843.70	1,379.40	4,704.56		116,000.00	7,725.00	7,137.00	1,100.00	216,569.90	
	07/31/08	64220		16,216.00	937.00	219,848.40	152,306.38						
	08/07/08	64220			9,880.00	15,289.20	17,489.04		1,411.42	219,610.90		140,739.50	
	08/14/08	64220	13,348.00					750.00	3,775.00	396,994.63	13,348.00	10,788.21	
	08/21/08	64220	(13,348.00)			60,481.11	47,500.38		16,558.65	46,148.09		143,192.50	
	08/28/08	64220					3,027.87	224.00		68,221.01		159,614.95	
	09/04/08	64220					231,275.20					145,889.81	
	09/11/08	64220	14,195.36	2,050.00	17,067.91			4,676.00	62,629.41	646,357.69		10,307.25	
	09/18/08	64220		4,252.50			12,635.20	81,627.67	25,960.00	675,042.86		76,077.95	
	09/25/08	64220			21,162.50		32,228.75			153,090.00		8,648.17	
	10/02/08	64220					78,738.76		21,973.43	229,594.15			
	10/09/08	64220				90,189.10	1,650.93		17,738.50	73,171.11		10,362.35	
	10/16/08	64220		388.54					28,277.70	283,892.25	3,578.17	67,215.03	
	10/23/08	64220		1,205.96			3,540.20		1,243.50	2,612.00		23,011.55	

**State of North Carolina
Bond Proceeds to Universities**

2001 - 2015	Budget Code For University	Budget Code for CC	CC 40070	Total for Univ	NCSSM 40069	40071	UNC CH Hlth 40072	UNC CH 40073	NCSU 40074	UNC G 40075	UNC C 40076	UNC A 40077	UNC W 40078	WCU 40079
12/01/11	64220		778,476.24	-										
12/08/11	64220		208,665.27	-										
12/15/11	64220		1,150,676.31	-										
12/22/11	64220		-	-										
12/29/11	64220		-	-										
01/05/12	64220		118,940.65	-										
01/12/12	64220		-	-										
01/19/12	64220		-	-										
01/26/12	64220		1,587,297.35	-										
02/02/12	64220		407,318.73	-										
02/09/12	64220		361,113.34	-										
02/16/12	64220		22,693.25	-										
02/23/12	64220		-	-										
03/01/12	64220		476,407.58	-										
03/09/12	64220		751,060.91	-										
03/15/12	64220		2,149.00	-										
03/22/12	64220		10,081.80	-										
04/12/12	64220		499,813.24	-										
04/19/12	64220		89,576.91	-										
04/26/12	64220		60,363.29	-										
05/03/12	64220		371,308.00	-										
05/10/12	64220		165,359.07	-										
05/17/12	64220		242,938.79	-										
05/24/12	64220		-	-										
05/31/12	64220		229,085.70	-										
06/07/12	64220		-	-										
07/05/12	64220		-	-										
07/12/12	64220		7,279.04	-										
07/19/12	64220		592,475.99	-										
07/26/12	64220		37,700.00	-										
08/02/12	64220		240,701.66	-										
08/09/12	64220		463,664.28	-										
08/16/12	64220		13,624.54	-										
08/23/12	64220		27,825.00	-										
08/30/12	64220		-	-										
09/06/12	64220		250,385.58	-										
09/13/12	64220		63,866.84	-										
09/20/12	64220		5,689.06	-										
09/27/12	64220		750.00	-										
10/04/12	64220		-	-										
10/11/12	64220		23,900.52	-										
10/18/12	64220		68,225.28	-										
10/25/12	64220		-	-										
	64220 Total		126,660,990.50	288,111,002.29	52,545.00	-	9,282,894.71	53,533,117.21	59,445,127.65	36,160,922.13	4,682,518.53	7,917,511.51	13,719,965.72	10,767,596.16
HIGHER EDUCATION BOND DRAWS			562,202,405.30	2,500,000,000.82	5,215,545.00	-	163,432,775.00	352,302,142.60	473,021,306.00	167,697,749.00	191,967,504.00	50,977,783.00	110,313,165.00	101,357,888.00
23008			445,551.22					41,500.00		404,051.22				
23008			581,071.28					319,884.00		261,187.28				
23008			635,940.48					452,000.48		183,940.00				
23008			397,325.63					359,352.84		37,972.79				
23008			267,528.14					79,428.14		188,100.00				
23008			241,037.52					204,172.52		36,865.00				
23008			716,058.86					667,255.66		48,803.20				
23008			1,080,325.68					544,512.06		535,813.62				
23008			629,570.96					590,110.45		39,460.51				
23008			1,085,262.75					856,802.64		228,460.11				
23008			815,151.77					389,528.33		425,623.44				
23008			772,933.02					682,365.13		90,567.89				
23008			194,714.46					33,141.69		161,572.77				
23008			490,332.70					262,771.86		227,560.84				
23008			234,216.68					90,149.08		144,067.60				
23008			16,761.01					461.01		16,300.00				
23008			62,306.17					36,306.17		26,000.00				
23008			1,502,948.51					296,168.55		1,206,779.96				
23008			813,394.92					776,577.91		36,817.01				
23008			172,719.00							172,719.00				
23008			106,766.06							106,766.06				
23008			38,115.00							38,115.00				
23008			294,821.19							294,821.19				
23008			24,407.00							24,407.00				
23008			56,587.60							56,587.60				
23008			96,790.07							96,790.07				
23008			500,000.00							500,000.00				
23008			151,990.18							151,990.18				

**State of North Carolina
Bond Proceeds to Universities**

2001 - 2015	Budget Code For University	Budget Code for CC	CC 40070	Total for Univ	NCSSM 40069	40071	UNC CH Hlth 40072	UNC CH 40073	NCSU 40074	UNC G 40075	UNC C 40076	UNC A 40077	UNC W 40078	WCU 40079
	23008			468,031.91					468,031.91					
	23008			800,000.00					800,000.00					
	23008			171,100.29					171,100.29					
	23008			46,159.52					46,159.52					
	23008			1,227,808.24					1,227,808.24					
	23008			1,847,804.69					1,847,804.69					
	23008			156,493.57					156,493.57					
	23008			7,330.00					7,330.00					
	23008			608,885.12					608,885.12					
	23008			129,673.93					129,673.93					
	23008			96,439.58					96,439.58					
	23008			9,360.00					9,360.00					
	23008			12,350.00					12,350.00					
	23008			250,965.88					250,965.88					
	23008			601,200.00					601,200.00					
	23008			236,697.75					236,697.75					
	23008			587,126.80					587,126.80					
	23008			319,370.75					319,370.75					
	23008			48,327.84					48,327.84					
	23008 Total			20,049,753.73				6,682,488.52	13,367,265.21					
	29003			2,168,814.37				1,963,195.07	205,619.30					
	29003			1,003,889.90				936,931.40	66,958.50					
	29003			474,829.46				410,951.46	63,878.00					
	29003			11,700.66				7,862.62	3,838.04					
	29003			647,269.73				140,932.71	506,337.02					
	29003			1,467,506.22				769,508.80	697,997.42					
	29003			2,458,301.19				843,280.00	1,615,021.19					
	29003			32,263.04				83.53	32,179.51					
	29003			431,322.38				425,389.98	5,932.40					
	29003			302,416.56				537.60	301,878.96					
	29003			21,916.76				15,916.75	6,000.01					
	29003			378,781.49				29,399.03	349,382.46					
	29003			190,266.30				62,985.65	127,280.65					
	29003			12,312.72				1,590.30	10,722.42					
	29003			294,508.84				650.00	293,858.84					
	29003			189,670.40					189,670.40					
	29003			5,178.81					5,178.81					
	29003			280,413.91					280,413.91					
	29003			7,469.07					7,469.07					
	29003			112,696.44					112,696.44					
	29003			101,027.88					101,027.88					
	29003			272,215.14					272,215.14					
	29003			58,276.62					58,276.62					
	29003			8,806.32					8,806.32					
	29003			1,013,840.48					1,013,840.48					
	29003			164,261.83					164,261.83					
	29003			96,227.66					96,227.66					
	29003			688,506.43					688,506.43					
	29003			63,693.00					63,693.00					
	29003			125,314.88					125,314.88					
	29003			31,367.00					31,367.00					
	29003			99,680.42					99,680.42					
	29003			52,470.45					52,470.45					
	29003			348,317.65					348,317.65					
	29003			31,334.12					31,334.12					
	29003			5,317.00					5,317.00					
	29003 Total			13,652,185.13				5,609,214.90	8,042,970.23					
	29005			12,090,081.50				3,514,679.68	8,575,401.82					
	29005			(7,669.94)				(7,669.94)						
	29005			408,759.76				408,759.76						
	29005			173,880.71				173,880.71						
	29005			10,315.50				10,315.50						
	29005			97,705.95				97,705.95						
	29005			3,257,108.61				3,257,108.61						
	29005 Total			16,030,182.09				7,454,780.27	8,575,401.82					
	29006			3,966,013.11				3,081,649.93	884,363.18					
	29006			1,814,890.01				1,733,003.72	81,886.29					
	29006			2,795,263.89				2,767,549.00	27,714.89					
	29006			35,220.59				4,500.00	30,720.59					

**State of North Carolina
Bond Proceeds to Universities**

2001 - 2015	Budget Code For University	Budget Code for CC	CC 40070	Total for Univ	NCSSM 40069	40071	UNC CH Hlth 40072	UNC CH 40073	NCSU 40074	UNC G 40075	UNC C 40076	UNC A 40077	UNC W 40078	WCU 40079
	29006			151,136.75				148,181.75	2,955.00					
	29006			43,283.28				38,683.28	4,600.00					
	29006			1,462,872.53				33,608.93	1,429,263.60					
	29006			38,136.73				901.83	37,234.90					
	29006			89,374.47				88,424.47	950.00					
	29006			102,904.09				3,931.97	98,972.12					
	29006			100,380.99				3,169.94	97,211.05					
	29006			206,584.22				202,237.46	4,346.76					
	29006			81,975.33				74,945.40	7,029.93					
	29006			290,684.89				285,684.89	5,000.00					
	29006			8,508.75					8,508.75					
	29006 Total			11,187,229.63				8,466,472.57	2,720,757.06					
	29007			12,722,445.65				10,643.09	12,711,802.56					

**State of North Carolina
Bond Proceeds to Universities**

2001 - 2015	Budget Code For University	Budget Code for CC	CC 40070	Total for Univ	NCSSM 40069	40071	UNC CH Hlth 40072	UNC CH 40073	NCSU 40074	UNC G 40075	UNC C 40076	UNC A 40077	UNC W 40078	WCU 40079	
	29007			4,532.53				4,522.63	9.90						
	29007			611,183.33				611,183.33							
	29007			2,728.60				2,728.60							
	29007			439.20				439.20							
	29007			4,747,358.28				4,747,358.28							
	29007			8,026.00				8,026.00							
	29007 Total			18,096,713.59				5,384,901.13	12,711,812.46						
	29008			22,235,500.61				5,522,704.78	16,712,795.83						
	29008			32,630,865.40				11,445,861.00	21,185,004.40						
	29008			3,477,759.07				2,895,517.07	582,242.00						
	29008			1,334,075.35				823,183.35	510,892.00						
	29008 Total			59,678,200.43				20,687,266.20	38,990,934.23						
	29011			24,269,689.25				15,608,965.21	8,660,724.04						
	29011			64,376,606.66				61,342,307.46	3,034,299.20						
	29011			962,665.84				581,029.44	381,636.40						
	29011			761,733.80				661,733.80	100,000.00						
	29011			254,295.00				107,240.00	147,055.00						
	29011			1,187,344.47				864,706.12	322,638.35						
	29011			843,408.85				700,000.00	143,408.85						
	29011			121,500.00				15,000.00	106,500.00						
	29011			15,795.27				6,718.40	9,076.87						
	29011			1,456,119.23				98,783.75	1,357,335.48						
	29011			230,219.00					230,219.00						
	29011			500,000.00					500,000.00						
	29011			22,774,389.44					22,774,389.44						
	29011 Total			117,753,766.81				79,986,484.18	37,767,282.63						
	29012			52,506,234.87				51,153,294.55	1,352,940.32						
	29012			30,686,799.36				30,407,568.65	279,230.71						
	29012			49,347,269.92				48,860,877.39	486,392.53						
	29012			247,500.34				14,729.51	232,770.83						
	29012			44,922.40				36,875.00	8,047.40						
	29012			312,593.47				59,662.56	252,930.91						
	29012			32,307.82				28,262.98	4,044.84						
	29012			81,242.79				67,760.00	13,482.79						
	29012			159,611.30				135,293.88	24,317.42						
	29012			49,439.52				29,988.44	19,451.08						
	29012			234,265.61				188,195.00	46,070.61						
	29012			143,256.84					143,256.84						
	29012			44,159,189.36					44,159,189.36						
	29012			55,222.81					55,222.81						
	29012 Total			178,059,856.40				130,982,507.96	47,077,348.44						
	29013			431,309.10				20,053.00	411,256.10						
	29013			47,966.76				4,219.00	43,747.76						
	29013			123,704.07				34,733.00	88,971.07						
	29013			4,900.00				1,955.00	2,945.00						
	29013			276,922.17				220,893.00	56,029.17						
	29013			288,956.38				242,340.00	46,616.38						
	29013			58,026,994.52				58,011,071.39	15,923.13						
	29013			1,134,637.97				1,028,379.00	106,258.97						
	29013			97,654.91				88,128.00	9,526.91						
	29013			191,854.00				125,012.00	66,842.00						
	29013			29,830,565.50				11,311.00	29,819,254.50						
	29013			36,716.00				36,716.00							
	29013 Total			90,492,181.38	-	-	-	59,824,810.39	30,667,370.99	-	-	-	-	-	
	29014			778,118.50				772,870.98	5,247.52						
	29014			3,776.65				33.00	3,743.65						
	29014			2,294.37				367.00	1,927.37						
	29014			1,193,867.50				182,276.35	1,011,591.15						
	29014			73,520,259.24				73,520,259.24							
	29014			9,842,974.53				9,842,974.53							
	29014			722,164.00				722,164.00							
	29014			55,349.60				55,349.60							
	29014			22,406.41				22,406.41							
	29014			1,326.00				1,326.00							
	29014 Total			86,142,536.80	-	-	-	85,120,027.11	1,022,509.69	-	-	-	-	-	
COPS BOND DRAWS				611,142,605.99	-	-	-	410,198,953.23	200,943,652.76	-	-	-	-	-	
TOTAL BOND DRAWS				662,202,405.30	3,111,142,606.81	5,215,545.00	-	163,432,775.00	762,501,095.83	673,964,958.76	167,697,749.00	191,967,504.00	50,977,783.00	110,313,165.00	101,357,888.00

					64187				
Campus	Code/Item	Project	Bldg Number	Completion Date	64187 Bond Draws	Bond Draw Percentage	Allocated Interest		Total Interest
							Post Occupancy-Included	Pre-Occupancy-Excluded	
UNC-CH Hlth	40072-301	School of Medicine - Bondurant Hall	206	04/14/06	0	0.000%	0	0	0
UNC-CH Hlth	40072-302	Health Sciences Library - Renovation	223	11/01/04	424,569	2.981%	0	0	0
UNC-CH Hlth	40072-303	School of Dentistry Building - Renovation	209	06/04/04	556,994	3.910%	0	0	0
UNC-CH Hlth	40072-304	Rosenau Hall Laboratory Building - Comprehensive Renovation	201	08/01/08	0	0.000%	0	0	0
UNC-CH Hlth	40072-305	Brauer Hall - Renovation & Dental Clinic	211	01/01/07	0	0.000%	0	0	0
UNC-CH Hlth	40072-306	Burnett Womack Building Research Laboratory - Comprehensive Renovation	229	11/01/06	654,791	4.597%	0	0	0
UNC-CH Hlth	40072-307	Berryhill Hall Laboratory Building - Comprehensive Renovation	219	10/01/08	511,408	3.590%	0	0	0
UNC-CH Hlth	40072-308	Beard Hall Classroom and Laboratory Building - Comprehensive Renovation	200	09/01/07	1,250,000	8.775%	0	0	0
UNC-CH Hlth	40072-309	Teaching Research Bldg - School of PH	358	02/01/05	1,336,708	9.384%	0	0	0
UNC-CH Hlth	40072-310	Carrington Hall - for School of Nursing	214	03/10/05	893,351	6.272%	0	0	0
UNC-CH Hlth	40072-311	Medical Biomolecular - Research Bldg	247	03/01/03	7,517,157	52.772%	0	0	0
UNC-CH Hlth	40072-312	Community Health Bldg - Consolidation	206	04/14/06	0	0.000%	0	0	0
UNC-CH Hlth	40072-313	Carolina Living and Learning Center	371	04/13/02	1,099,598	7.719%	0	0	0
UNC-CH Hlth	40072	Total			14,244,577	100.000%	0	0	0
UNC-CH	40073-301	Science Complex-Phase I Chapman Hall	087	10/01/06	1,156,231	4.760%	0	0	0
UNC-CH	40073-301	Science Complex-Phase I Caudill Lab	086	10/01/06	1,357,096	5.587%	0	0	0
UNC-CH	40073-302	Science Complex - Phase II Kenan Labs	069	05/01/08	0	0.000%	0	0	0
UNC-CH	40073-302	Science Complex - Phase II Sitterson Hall	083	05/01/08	0	0.000%	0	0	0
UNC-CH	40073-303	Murphey Hall Bldg - Renovation	030	12/27/02	3,194,920	13.153%	0	0	0
UNC-CH	40073-304	New West Bldg - Renovation	035	06/01/06	0	0.000%	0	0	0
UNC-CH	40073-305	Steele Building - Renovation	050	08/01/08	0	0.000%	0	0	0
UNC-CH	40073-306	Saunders Hall Bldg - Renovation	043	10/18/04	124,000	0.510%	0	0	0
UNC-CH	40073-307	Peabody Hall Bldg - Renovation	037	01/09/04	70,920	0.292%	0	0	0
UNC-CH	40073-308	Memorial Hall Renovation and Addition	027	05/01/05	255,484	1.052%	0	0	0
UNC-CH	40073-309	Smith Hall - Comprehensive Renovation	128	08/01/07	0	0.000%	0	0	0

					64187				
Campus	Code/Item	Project	Bldg Number	Completion Date	64187 Bond Draws	Bond Draw Percentage	Allocated Interest	Allocated Interest	Total Interest
							Post Occupancy-Included	Pre-Occupancy-Excluded	
UNC-CH	40073-310	Institute of Marine Sciences Renovation - Morehead City	000	03/01/04	87,334	0.360%	0	0	0
UNC-CH	40073-311	Hamilton Hall - Renovation		08/01/07	0	0.000%	0	0	0
UNC-CH	40073-312	Gerrard Hall Bldg - Renovation	018	10/31/07	1,011	0.004%	0	0	0
UNC-CH	40073-313	Caldwell Hall - Renovation	009	11/21/02	0	0.000%	0	0	0
UNC-CH	40073-313	Howell Hall - Renovation	021	11/21/02	0	0.000%	0	0	0
UNC-CH	40073-314	Coker Hall Renovation	010	12/01/05	0	0.000%	0	0	0
UNC-CH	40073-314	Mitchell Hall Renovation	029	10/01/07	0	0.000%	0	0	0
UNC-CH	40073-315	Hanes Hall Renovation	019	07/24/08	0	0.000%	0	0	0
UNC-CH	40073-315	Manning Hall Renovation	026	07/27/07	0	0.000%	0	0	0
UNC-CH	40073-315	Alumni Building Renovation	004	01/09/04	0	0.000%	0	0	0
UNC-CH	40073-316	Woollen Gym Renovation	047	08/13/04	0	0.000%	0	0	0
UNC-CH	40073-316	Fetzer Gym Renovation	468	07/01/06	0	0.000%	0	0	0
UNC-CH	40073-317	Greenlaw Hall - Renovation	066	08/01/07	0	0.000%	0	0	0
UNC-CH	40073-318	Phillips Hall - Renovation	039	02/07/05	5,164	0.021%	0	0	0
UNC-CH	40073-319	Hill Hall Renovation	020	12/01/05	12,400	0.051%	0	0	0
UNC-CH	40073-319	Davie Hall Renovation	013	12/01/05	14,600	0.060%	0	0	0
UNC-CH	40073-320	Global Education	093	01/01/07	2,028	0.008%	0	0	0
UNC-CH	40073-321	College of Arts and Sciences - Digital Multimedia Instructional Center and Music Library	088	10/19/08	354,313	1.459%	0	0	0
UNC-CH	40073-322	School of Medicine - Bioinformatics Bldg	248	11/02/02	0	0.000%	0	0	0
UNC-CH	40073-323	Environmental Health & Safety	649	09/01/07	124,628	0.513%	0	0	0
UNC-CH	40073-323	Horney Annex	477	09/01/07	80,781	0.333%	0	0	0
UNC-CH	40073-323	Service Station	169	09/01/07	33,800	0.139%	0	0	0
UNC-CH	40073-324	Student & Academic Services North	091	08/01/07	1,916	0.008%	0	0	0
UNC-CH	40073-324	Student & Academic Services South	092	08/01/07	673	0.003%	0	0	0
UNC-CH	40073-325	Storm Drainage Improvements	N/A	09/01/07	1,474,414	6.070%	0	0	0
UNC-CH	40073-326	Cogeneration Facility - Back Pressure Turbine Generator	147	07/01/07	0	0.000%	0	0	0
UNC-CH	49923-307	Steam Distribution System Replacement	N/A	05/30/03	2,388,774	9.834%	0	0	0
UNC-CH	40073-328	Upgrade Campus Energy Management and Control System	N/A	11/01/08	303	0.001%	0	0	0
UNC-CH	40073-329	Campus Fiber Optics Network	N/A	03/07/08	1,490,150	6.135%	0	0	0
UNC-CH	40073-330	Electrical System Improvements	N/A	08/31/06	37,529	0.155%	0	0	0
UNC-CH	40073-331	Infrastructure Improvements - Manning Steam Plant	626	11/01/07	2,249,160	9.259%	0	0	0
UNC-CH	40073-331	Infrastructure Improvements - Chiller Plant	230	11/01/07	796,006	3.277%	0	0	0
UNC-CH	40073-332	ITS Building, Manning Drive	625	12/01/06	2,028	0.008%	0	0	0
UNC-CH	40073-333	Land Acquisition	N/A	N/A	0	0.000%	0	0	0
UNC-CH	40073-334	440 West Franklin Street Building	454	11/01/05	164	0.001%	0	0	0
UNC-CH	40073-335	Wilson Hall Laboratory Renovation	046	11/01/06	0	0.000%	0	0	0
UNC-CH	40073-336	Memorial Hall - Renovation and A	027	06/01/05	0	0.000%	0	0	0

					64187				
Campus	Code/Item	Project	Bldg Number	Completion Date	64187 Bond Draws	Bond Draw Percentage	Allocated Interest		Total Interest
							Post Occupancy-Included	Pre-Occupancy-Excluded	
UNC-CH	40073-337	RB House Library - Renovations	063	05/28/02	8,974,484	36.947%	0	0	0
UNC-CH	40073/49923	Total			24,290,311	100.000%	0	0	0
		UNC Grand Total			38,534,888		0	0	0
NCSU	40024-301	Coliseum Parking Deck (Reynolds Coliseum Parking Deck-Allocated based on FTE's)	Reynolds Coliseum Parking Deck-Allocated based on FTE's	10/14/2003	\$40,475	0.00252	0	0	0
NCSU	40024-304	Utility Plant (West Chiller Plant)	West Chiller Plant	6/10/2004	\$0	0.00000	0	0	0
NCSU	40074-301	Undergraduate Science Teaching Lab Phase I (all other phases note noted below)--(Mary Anne Fox Teaching Labs)	Mary Anne Fox Teaching Labs	1/9/2004	\$741,063	0.04619	0	0	0
NCSU	40074-301	Greenhouses -(Horticulture Headhouse, Horticulture Greenhouse A, Horticulture Greenhouse B)	Horticulture Headhouse, Horticulture Greenhouse A, Horticulture Greenhouse B	1/9/2004	\$9,406	0.00059	0	0	0
NCSU	40074-302	Withers Hall - Conversion from Laboratory to General Academic Use	Withers Hall	11/8/2006	\$0	0.00000	0	0	0
NCSU	40074-303	College of Engineering - Phase I--(Engineering Bldg I)	Engineering Bldg I	9/30/2004	\$1,157,157	0.07213	0	0	0
NCSU	40074-303	West Research Annex -(MAE West Research Annex)	MAE West Research Annex	3/10/2005	\$54,175	0.00338	0	0	0
NCSU	40074-304	College of Veterinary Medicine - Research Addition of Laboratories and Academic Space--(CVM Research Lab)	CVM Research Lab	3/25/2005	\$0	0.00000	0	0	0
NCSU	40074-305	College of Engineering - Phase II--(Engineering Bldg II)	Engineering Bldg II	8/3/2006	\$0	0.00000	0	0	0
NCSU	40074-306	David Clark Laboratory - Comprehensive Renovation and Addition	David Clark Lab Addition	7/11/2005	\$497,522	0.03101	0	0	0

					64187				
Campus	Code/Item	Project	Bldg Number	Completion Date	64187 Bond Draws	Bond Draw Percentage	Allocated Interest		Total Interest
							Post Occupancy-Included	Pre-Occupancy-Excluded	
NCSU	40074-306	Upfit of Flex Lab for Zoology temp space --(Flex Labs Bldg)	Flex Labs Bldg	6/24/2003	\$9,472	0.00059	0	0	0
NCSU	40074-307	Undergraduate Science Teaching Lab Phase II--(Mary Anne Fox Teaching Labs)	Mary Anne Fox Teaching Labs	1/9/2004	\$0	0.00000	0	0	0
NCSU	40074-308	South Gardner Hall Laboratory Building - Comprehensive Renovation	South Gardner Hall Addition	8/17/2007	\$0	0.00000	0	0	0
NCSU	40074-309	1911 Classroom Building - Comprehensive Renovation	1911 Classroom Bldg	1/29/2008	\$0	0.00000	0	0	0
NCSU	40074-310	Park Shops - Comprehensive Renovation and Conversion for General Academic use	Park Shops Bldg	2/27/2009	\$0	0.00000	0	0	0
NCSU	40074-311	Riddick Lab - Comprehensive Renovation and Conversion from Laboratory to Classroom Building	Riddick Labs Bldg	8/3/2007	\$105,043	0.00655	0	0	0
NCSU	40074-312	Math & Statistics Bldg	Math & Statistics Bldg	2/15/2009	\$0	0.00000	0	0	0
NCSU	40074-313	Clark Hall - Conversion from Infirmary to Student and Faculty Support Services	Clark Hall	2/14/2003	\$759,836	0.04736	0	0	0
NCSU	40074-314	Schaub Food Science Building - Comprehensive Renovation	Schaub Food Science Bldg	8/10/2005	\$1,307	0.00008	0	0	0
NCSU	40074-315	Williams Hall Building - Comprehensive Renovation	Williams Hall Bldg	6/6/2008	\$0	0.00000	0	0	0
NCSU	40074-315	Renovation to labs in Gardner Hall--(Gardner Hall)	Gardner Hall	3/7/2006	\$0	0.00000	0	0	0
NCSU	40074-315	Erosion Control-Infrastructure where direct relationship with a building cannot be made.		6/30/2010	\$0	0.00000	0	0	0
NCSU	40074-316	Polk Hall Building - Comprehensive Renovation	Polk Hall Bldg	6/13/2008	\$0	0.00000	0	0	0
NCSU	40074-317	Leazer Hall Building - Comprehensive Renovation	Leazar Hall Bldg	6/29/2006	\$0	0.00000	0	0	0
NCSU	40074-318	Daniels Hall Building - Phase I Comprehensive Renovation	Daniels Hall Bldg	4/27/2007	\$0	0.00000	0	0	0
NCSU	40074-319	Jordan Hall Lab and Classroom Building - Addition	Jordan Hall Addition Bldg	7/25/2007	\$130,689	0.00815	0	0	0
NCSU	40074-320	Library - Addition--(DH Hill Library)	DH Hill Library	3/30/2007	\$18,530	0.00116	0	0	0

					64187				
Campus	Code/Item	Project	Bldg Number	Completion Date	64187 Bond Draws	Bond Draw Percentage	Allocated Interest		Total Interest
							Post Occupancy-Included	Pre-Occupancy-Excluded	
NCSU	40074-320	516 Brickhaven Upfit for swing space	516 Brickhaven Bldg	11/15/2004	\$217	0.00001	0	0	0
NCSU	40074-321	Admin Svcs III Building	Administrative Serv III Bldg	9/15/2004	\$293,325	0.01828	0	0	0
NCSU	40074-321	Admin Svcs II Renovation	Administrative Serv II Bldg	4/17/2007	\$0	0.00000	0	0	0
NCSU	40074-321	Visitor Center	Joyner Visitor Center	11/22/2005	\$34,773	0.00217	0	0	0
NCSU	40074-322	Reroof several buildings at Reedy Creek & Lake Wheeler Field Labs-- (Allocated to all University Field Lab Buildings at Reedy Creek and Lake Wheeler Roads)	Allocated to all University Field Lab Buildings at Reedy Creek and Lake Wheeler Roads	2/25/2008	\$27,118	0.00169	0	0	0
NCSU	40074-322	Mountain Horticulture Research & Ext Center, Fletcher, NC	Mountain Horticulture Research & Extension Center	7/9/2004	\$8,069	0.00050	0	0	0
NCSU	40074-322	Upper Piedmont Research Station, Reidsville, NC-- (Allocated to all NCSU Research Station Buildings in Reidsville, NC)	Allocated to all NCSU Research Station Buildings in Reidsville, NC	7/26/2004	\$24,197	0.00151	0	0	0
NCSU	40074-322	Sandhills Research Station, Jackson Springs, NC-- (Allocated to all NCSU Research Station Buildings in Jackson Springs, NC)	Allocated to all NCSU Research Station Buildings in Jackson Springs, NC	4/1/2004	\$30,878	0.00192	0	0	0

					64187				
Campus	Code/Item	Project	Bldg Number	Completion Date	64187 Bond Draws	Bond Draw Percentage	Allocated Interest		Total Interest
							Post Occupancy-Included	Pre-Occupancy-Excluded	
NCSU	40074-322	Lake Wheeler Rd Field Lab repairs--(Allocated to all University Field Lab Buildings at Lake Wheeler Road)	Allocated to all University Field Lab Buildings at Lake Wheeler Road	5/16/2004	\$45,603	0.00284	0	0	0
NCSU	40074-322	Central Crops Research Station, Clayton, NC--(Allocated to all NCSU Research Station Buildings in Clayton, NC)	Allocated to all NCSU Research Station Buildings in Clayton, NC	2/18/2004	\$5,413	0.00034	0	0	0
NCSU	40074-322	Horticultural Crops Research Station, Castle Hayne, NC--(Allocated to all NCSU Research Station Buildings in Castle Hayne, NC)	Allocated to all NCSU Research Station Buildings in Castle Hayne, NC	8/9/2004	\$13,766	0.00086	0	0	0
NCSU	40074-322	Pamlico Aquaculture Field Lab, Aurora, NC--(Allocated to all University Field Lab Buildings in Aurora, NC)	Allocated to all University Field Lab Buildings in Aurora, NC	12/1/2004	\$4,828	0.00030	0	0	0
NCSU	40074-322	Lake Wheeler Waste Training Education Bldg--(Waster Training Education Center)	Waste Training Education Center	11/28/2005	\$33,910	0.00211	0	0	0
NCSU	40074-322	New Shop Bldg at Lake Wheeler--(Shop Operations Bldg UFL 100)	Shop Operations UFL 100	5/31/2005	\$30,223	0.00188	0	0	0
NCSU	40074-323	Horticultural Classroom at Arboretum Education Center--(Ruby McSwain Education Center)	Ruby McSwain Education Center	8/19/2002	\$0	0.00000	0	0	0
NCSU	40074-324	Partners III	Partners III	12/3/2004	\$313,457	0.01954	0	0	0
NCSU	40074-324	Flex Building	Flex Bldg	3/6/2003	\$192,997	0.01203	0	0	0
NCSU	40074-324	Environmental Research Lab (Broughton Hall)	Broughton Hall	11/11/2005	\$51,402	0.00320	0	0	0

					64187				
Campus	Code/Item	Project	Bldg Number	Completion Date	64187 Bond Draws	Bond Draw Percentage	Allocated Interest		Total Interest
							Post Occupancy-Included	Pre-Occupancy-Excluded	
NCSU	40074-325	Public Safety Facility	Public Safety Facility	7/23/2004	\$157,453	0.00981	0	0	0
NCSU	40074-326	College of Veterinary Medicine - Mechanical and Electrical System Improvements--(CVM Main Bldg)	CVM Main Bldg	9/30/2008	\$236,036	0.01471	0	0	0
NCSU	40074-327	Technology Infrastructure Expansion--(Scott Hall)	Scott Hall	7/1/2003	\$6,340	0.00040	0	0	0
NCSU	40074-327	Technology Infrastructure Expansion-(Pulp & Paper Labs)	Pulp & Paper Lab Bldg	6/1/2003	\$1,773	0.00011	0	0	0
NCSU	40074-327	Technology Infrastructure Expansion-(Burlington Labs)	Burlington Labs	2/1/2004	\$10,523	0.00066	0	0	0
NCSU	40074-327	Technology Infrastructure Expansion-(College of Textiles Bldg)	College of Textiles Bldg	7/1/2005	\$24,723	0.00154	0	0	0
NCSU	40074-327	Technology Infrastructure Expansion-(Page Hall)	Page Hall	11/1/2004	\$6,555	0.00041	0	0	0
NCSU	40074-327	Technology Infrastructure Expansion-(Poe Hall)	Poe Hall	4/1/2006	\$19,878	0.00124	0	0	0
NCSU	40074-327	Technology Infrastructure Expansion-(Peele Hall)	Peele Hall	9/1/2005	\$5,849	0.00036	0	0	0
NCSU	40074-327	Technology Infrastructure Expansion-(Research I Bldg)	Research I Bldg	3/1/2006	\$4,486	0.00028	0	0	0
NCSU	40074-327	Technology Infrastructure Expansion-(Joyner Visitor Center)	Joyner Visitor Center	7/1/2005	\$609	0.00004	0	0	0
NCSU	40074-328	Chilled Water Central Plant-North Campus-(Cates Steam Plant)	Cates Steam Plant	5/25/2006	\$584,843	0.03646	0	0	0
NCSU	40074-328	Chilled Water Central Plant-(Yarborough Plant)	Yarborough Steam Plant	6/16/2005	\$1,117,004	0.06963	0	0	0
NCSU	40074-328	Transfer to Sullivan I-(Motor Pool Bldg)	Motor Pool	1/31/2004	\$6,155	0.00038	0	0	0

					64187				
Campus	Code/Item	Project	Bldg Number	Completion Date	64187 Bond Draws	Bond Draw Percentage	Allocated Interest		Total Interest
							Post Occupancy-Included	Pre-Occupancy-Excluded	
NCSU	40074-330	Steam Distribution & Capacity Improvements-(Admin. Services I Bldg, Admin. Services II Bldg, Admin. Services III Bldg, Public Safety Bldg & all of Wolf Village Housing)	Admin. Services I Bldg, Admin. Services II Bldg, Admin Services II Bldg, Admin Services III Bldg, Public Safety Bldg and all of Wolf Village Housing	1/21/2004	\$7,423	0.00046	0	0	0
NCSU	40074-330	Repairs to Varsity Drive - (Infrastructure costs where the direct relationship to specific buildings cannot be made)	Infrastructure costs where the direct relationship to specific buildings cannot be made.	9/30/2003	\$393	0.00002	0	0	0

					64187				
Campus	Code/Item	Project	Bldg Number	Completion Date	64187 Bond Draws	Bond Draw Percentage	Allocated Interest		Total Interest
							Post Occupancy-Included	Pre-Occupancy-Excluded	
NCSU	40074-330	Steam Distribution & Capacity Improvements-(Allocate to all Bldgs on North Campus)	Allocated to all Bldgs on North Campus	2/16/2005	\$4,476	0.00028	0	0	0
NCSU	40074-330	Steam Distribution & Capacity Improvements-(Daniels Hall)	Daniels Hall Bldg	6/27/2006	\$1,574	0.00010	0	0	0
NCSU	40074-330	Ph IV Replace HPS headers NW campus. To improve Water Pressure on North Campus Buildings for fire sprinkler systems-(Allocated to all Bldgs on North Campus)	Allocated to all Bldgs on North Campus	6/15/2005	\$3,711	0.00023	0	0	0
NCSU	40074-331	Booster Station-(Infrastructure costs where the direct relationship to specific buildings cannot be made)	Infrastructure costs where the direct relationship to specific buildings cannot be made.	9/13/2006	\$7,680	0.00048	0	0	0
NCSU	40074-331	Temp Booster Station on Sullivan-(Infrastructure costs where the direct relationship to specific buildings cannot be made)	Infrastructure costs where the direct relationship to specific buildings cannot be made.	11/15/2004	\$2,588	0.00016	0	0	0
NCSU	40074-331	Wayfinding Signage campus wide-(Infrastructure costs where the direct relationship to specific buildings cannot be made)	Infrastructure costs where the direct relationship to specific buildings cannot be made.	5/19/2006	\$5,580	0.00035	0	0	0

					64187				
Campus	Code/Item	Project	Bldg Number	Completion Date	64187 Bond Draws	Bond Draw Percentage	Allocated Interest		Total Interest
							Post Occupancy-Included	Pre-Occupancy-Excluded	
NCSU	40074-331	Sewer fix for Quad Halls- (Infrastructure costs where the direct relationship to specific buildings cannot be made)	Infrastructure costs where the direct relationship to specific buildings cannot be made.	10/13/2005	\$1,213	0.00008	0	0	0

					64187				
Campus	Code/Item	Project	Bldg Number	Completion Date	64187 Bond Draws	Bond Draw Percentage	Allocated Interest		Total Interest
							Post Occupancy-Included	Pre-Occupancy-Excluded	
NCSU	40074-331	Ph I Water Improv Holliday & Method Rd-(Infrastructure costs where the direct relationship to specific buildings cannot be made)	Infrastructure costs where the direct relationship to specific buildings cannot be made.	3/8/2004	\$4,178	0.00026	0	0	0
NCSU	40074-331	Ph II Water Improv valve boxes-(Infrastructure costs where the direct relationship to specific buildings cannot be made)	Infrastructure costs where the direct relationship to specific buildings cannot be made.	12/31/2003	\$1,583	0.00010	0	0	0
NCSU	40074-331	Ph III Water Improv Method Rd-(Infrastructure costs where the direct relationship to specific buildings cannot be made)	Infrastructure costs where the direct relationship to specific buildings cannot be made.	3/1/2006	\$399	0.00002	0	0	0
NCSU	40074-331	Ph IV Waterline along Thurman-(Infrastructure costs where the direct relationship to specific buildings cannot be made)	Infrastructure costs where the direct relationship to specific buildings cannot be made.	8/13/2004	\$1,435	0.00009	0	0	0
NCSU	40074-331	Pedestrian Tunnel-(Allocated based on FTE's)	Allocated based on FTE	8/22/2006	\$25,697	0.00160	0	0	0

64187									
Campus	Code/Item	Project	Bldg Number	Completion Date	64187 Bond Draws	Bond Draw Percentage	Allocated Interest		Total Interest
							Post Occupancy-Included	Pre-Occupancy-Excluded	
NCSU	40074-332	College of Veterinary Medicine Infrastructure-(CVM Research Bldg)	CVM Research Building-Infrastructure costs for running Steam, Water, Electric lines to the new CVM Research building	1/21/2005	\$580,040	0.03616	0	0	0
NCSU	40074-333	Centennial Campus - Infrastructure Utility Plant-(Centennial Campus Utility Plant)	Centennial Campus Utility Plant	8/11/2004	\$763,274	0.04758	0	0	0
NCSU	40074-334	Land Acquisition-(Land Only-No Associated Bldg)	Land Only-No Associated Building	8/23/2004	\$349,210	0.02177	0	0	0
NCSU	40074-335	College of Veterinary Medicine - Research Addition of Labs and Academic Space-(CVM Research Bldg)	CVM Research Bldg	3/25/2005	\$110,794	0.00691	0	0	0
NCSU	40074-336	College of Engineering Complex Planning-(Engineering Bldg I)	Engineering Bldg I	9/30/2004	\$0	0.00000	0	0	0
NCSU	40074-337	Animal and Food Science Facilities-(Swine Bldg, Poultry Holding Bldg, Poultry Teaching Bldg)	Swine Bldg, Poultry Holding Bldg, Poultry Teaching Bldg	11/8/2006		0.00000	0	0	0

					64187				
Campus	Code/Item	Project	Bldg Number	Completion Date	64187 Bond Draws	Bond Draw Percentage	Allocated Interest		Total Interest
							Post Occupancy-Included	Pre-Occupancy-Excluded	
NCSU	40074-338	Research and Teaching Feed Mill	Research & Teaching Feed Mill	9/30/2003	\$1,710,203	0.10661	0	0	0
NCSU	40074-339	Undergraduate Science Teaching Lab - Phase I-(Mary Ann Fox Teaching Lab Bldg)	Mary Ann Fox Teaching Lab Bldg	1/9/2004	\$4,585,895	0.28586	0	0	0
NCSU	40074-340	Lake Wheeler Rd Field Lab-(Beef Education Unit)	Beef Education Unit Bldg	11/25/2002	\$109,973	0.00686	0	0	0
NCSU	40074-340	Land Acquisition-(Land Only-No Associated Bldg)	Land Only-No Associated Building	7/22/2004	\$108,963	0.00679	0	0	0
NCSU	40074-350	Relocate autoclave from Flex Lab to Polk-(Polk Hall)	Polk Hall Bldg	8/22/2008	\$5,067	0.00032	0	0	0
NCSU	40074-350	Upfit Mods in Flex Bldg for Crop & Soil Sci-(Flex Bldg)	Flex Bldg	3/8/2006	\$135,676	0.00846	0	0	0
NCSU	40074-350	Upfit Mod for Food Sci in Flex Bldg-(Flex Bldg)	Flex Bldg	5/10/2004	\$84,238	0.00525	0	0	0
NCSU	40074-350	Upfit mod for ECE in Flex Bldg-(Flex Bldg)	Flex Bldg	10/9/2003	\$37,732	0.00235	0	0	0
NCSU	40074-350	Balance for salaries/misc costs-(Salary Costs-No Associated Bldg)	Salary costs-No Associated Building	NA	\$487,924	0.03041	0	0	0
NCSU	40074-360	Inflation Reserve-(No Associated Bldg)	Inflation Reserve-No Associated Building	NA	\$0	0.00000	0	0	0
NCSU	40124-312	Sullivan Drive Shops Replacement Building-(Motor Pool Bldg)	Motor Pool	1/12/2006	\$0	0.00000	0	0	0
NCSU	49624-302	4-H Environmental Education Center (Tyrell County)	Tyrell County 4-H Education Center	12/15/2001	\$88,267	0.00550	0	0	0
		NCSU GRAND TOTALS			\$16,042,264	1.00000	0	0	0
		GRAND TOTALS - BOTH CAMPUSES			\$54,577,152	\$1	0	0	0

					64190				
Campus	Code/Item	Project	Bldg Number	Completion Date	64190 Bond Draws	Bond Draw Percentage	Allocated Interest	Allocated Interest	Total Interest
							Post Occupancy-Included	Pre-Occupancy-Excluded	
UNC-CH Hlth	40072-301	School of Medicine - Bondurant Hall	206	04/14/06	0	0.000%	0	0	0
UNC-CH Hlth	40072-302	Health Sciences Library - Renovation	223	11/01/04	0	0.000%	0	0	0
UNC-CH Hlth	40072-303	School of Dentistry Building - Renovation	209	06/04/04	0	0.000%	0	0	0
UNC-CH Hlth	40072-304	Rosenau Hall Laboratory Building - Comprehensive Renovation	201	08/01/08	0	0.000%	0	0	0
UNC-CH Hlth	40072-305	Brauer Hall - Renovation & Dental Clinic	211	01/01/07	0	0.000%	0	0	0
UNC-CH Hlth	40072-306	Burnett Womack Building Research Laboratory - Comprehensive Renovation	229	11/01/06	0	0.000%	0	0	0
UNC-CH Hlth	40072-307	Berryhill Hall Laboratory Building - Comprehensive Renovation	219	10/01/08	0	0.000%	0	0	0
UNC-CH Hlth	40072-308	Beard Hall Classroom and Laboratory Building - Comprehensive Renovation	200	09/01/07	0	0.000%	0	0	0
UNC-CH Hlth	40072-309	Teaching Research Bldg - School of PH	358	02/01/05	0	0.000%	0	0	0
UNC-CH Hlth	40072-310	Carrington Hall - for School of Nursing	214	03/10/05	0	0.000%	0	0	0
UNC-CH Hlth	40072-311	Medical Biomolecular - Research Bldg	247	03/01/03	0	0.000%	0	0	0
UNC-CH Hlth	40072-312	Community Health Bldg - Consolidation	206	04/14/06	0	0.000%	0	0	0
UNC-CH Hlth	40072-313	Carolina Living and Learning Center	371	04/13/02	0	0.000%	0	0	0
UNC-CH Hlth	40072	Total			0	0.000%	0	0	0
UNC-CH	40073-301	Science Complex-Phase I Chapman Hall	087	10/01/06	0	0.000%	0	0	0
UNC-CH	40073-301	Science Complex-Phase I Caudill Lab	086	10/01/06	0	0.000%	0	0	0
UNC-CH	40073-302	Science Complex - Phase II Kenan Labs	069	05/01/08	0	0.000%	0	0	0
UNC-CH	40073-302	Science Complex - Phase II Sitterson Hall	083	05/01/08	0	0.000%	0	0	0
UNC-CH	40073-303	Murphey Hall Bldg - Renovation	030	12/27/02	0	0.000%	0	0	0
UNC-CH	40073-304	New West Bldg - Renovation	035	06/01/06	0	0.000%	0	0	0
UNC-CH	40073-305	Steele Building - Renovation	050	08/01/08	0	0.000%	0	0	0
UNC-CH	40073-306	Saunders Hall Bldg - Renovation	043	10/18/04	0	0.000%	0	0	0
UNC-CH	40073-307	Peabody Hall Bldg - Renovation	037	01/09/04	0	0.000%	0	0	0
UNC-CH	40073-308	Memorial Hall Renovation and Addition	027	05/01/05	0	0.000%	0	0	0
UNC-CH	40073-309	Smith Hall - Comprehensive Renovation	128	08/01/07	0	0.000%	0	0	0

					64190				
Campus	Code/Item	Project	Bldg Number	Completion Date	64190 Bond Draws	Bond Draw Percentage	Allocated Interest	Allocated Interest	Total Interest
							Post Occupancy-Included	Pre-Occupancy-Excluded	
UNC-CH	40073-310	Institute of Marine Sciences Renovation - Morehead City	000	03/01/04	0	0.000%	0	0	0
UNC-CH	40073-311	Hamilton Hall - Renovation		08/01/07	0	0.000%	0	0	0
UNC-CH	40073-312	Gerrard Hall Bldg - Renovation	018	10/31/07	0	0.000%	0	0	0
UNC-CH	40073-313	Caldwell Hall - Renovation	009	11/21/02	0	0.000%	0	0	0
UNC-CH	40073-313	Howell Hall - Renovation	021	11/21/02	0	0.000%	0	0	0
UNC-CH	40073-314	Coker Hall Renovation	010	12/01/05	0	0.000%	0	0	0
UNC-CH	40073-314	Mitchell Hall Renovation	029	10/01/07	0	0.000%	0	0	0
UNC-CH	40073-315	Hanes Hall Renovation	019	07/24/08	0	0.000%	0	0	0
UNC-CH	40073-315	Manning Hall Renovation	026	07/27/07	0	0.000%	0	0	0
UNC-CH	40073-315	Alumni Building Renovation	004	01/09/04	0	0.000%	0	0	0
UNC-CH	40073-316	Woollen Gym Renovation	047	08/13/04	0	0.000%	0	0	0
UNC-CH	40073-316	Fetzer Gym Renovation	468	07/01/06	0	0.000%	0	0	0
UNC-CH	40073-317	Greenlaw Hall - Renovation	066	08/01/07	0	0.000%	0	0	0
UNC-CH	40073-318	Phillips Hall - Renovation	039	02/07/05	0	0.000%	0	0	0
UNC-CH	40073-319	Hill Hall Renovation	020	12/01/05	0	0.000%	0	0	0
UNC-CH	40073-319	Davie Hall Renovation	013	12/01/05	0	0.000%	0	0	0
UNC-CH	40073-320	Global Education	093	01/01/07	0	0.000%	0	0	0
UNC-CH	40073-321	College of Arts and Sciences - Digital Multimedia Instructional Center and Music Library	088	10/19/08	0	0.000%	0	0	0
UNC-CH	40073-322	School of Medicine - Bioinformatics Bldg	248	11/02/02	0	0.000%	0	0	0
UNC-CH	40073-323	Environmental Health & Safety	649	09/01/07	0	0.000%	0	0	0
UNC-CH	40073-323	Horney Annex	477	09/01/07	0	0.000%	0	0	0
UNC-CH	40073-323	Service Station	169	09/01/07	0	0.000%	0	0	0
UNC-CH	40073-324	Student & Academic Services North	091	08/01/07	0	0.000%	0	0	0
UNC-CH	40073-324	Student & Academic Services South	092	08/01/07	0	0.000%	0	0	0
UNC-CH	40073-325	Storm Drainage Improvements	N/A	09/01/07	0	0.000%	0	0	0
UNC-CH	40073-326	Cogeneration Facility - Back Pressure Turbine Generator	147	07/01/07	0	0.000%	0	0	0
UNC-CH	49923-307	Steam Distribution System Replacement	N/A	05/30/03	0	0.000%	0	0	0
UNC-CH	40073-328	Upgrade Campus Energy Management and Control System	N/A	11/01/08	0	0.000%	0	0	0
UNC-CH	40073-329	Campus Fiber Optics Network	N/A	03/07/08	0	0.000%	0	0	0
UNC-CH	40073-330	Electrical System Improvements	N/A	08/31/06	0	0.000%	0	0	0
UNC-CH	40073-331	Infrastructure Improvements - Manning Steam Plant	626	11/01/07	0	0.000%	0	0	0
UNC-CH	40073-331	Infrastructure Improvements - Chiller Plant	230	11/01/07	0	0.000%	0	0	0
UNC-CH	40073-332	ITS Building, Manning Drive	625	12/01/06	0	0.000%	0	0	0
UNC-CH	40073-333	Land Acquisition	N/A	N/A	0	0.000%	0	0	0
UNC-CH	40073-334	440 West Franklin Street Building	454	11/01/05	0	0.000%	0	0	0
UNC-CH	40073-335	Wilson Hall Laboratory Renovation	046	11/01/06	0	0.000%	0	0	0
UNC-CH	40073-336	Memorial Hall - Renovation and A	027	06/01/05	0	0.000%	0	0	0

					64190				
Campus	Code/Item	Project	Bldg Number	Completion Date	64190 Bond Draws	Bond Draw Percentage	Allocated Interest		Total Interest
							Post Occupancy-Included	Pre-Occupancy-Excluded	
UNC-CH	40073-337	RB House Library - Renovations	063	05/28/02	0	0.000%	0	0	0
UNC-CH	40073/49923	Total			0	0.000%	0	0	0
		UNC Grand Total			0	0	0	0	0
NCSU	40024-301	Coliseum Parking Deck (Reynolds Coliseum Parking Deck-Allocated based on FTE's)	Reynolds Coliseum Parking Deck-Allocated based on FTE's	10/14/2003	\$0	0.00000	0	0	0
NCSU	40024-304	Utility Plant (West Chiller Plant)	West Chiller Plant	6/10/2004	\$0	0.00000	0	0	0
NCSU	40074-301	Undergraduate Science Teaching Lab Phase I (all other phases note noted below)--(Mary Anne Fox Teaching Labs)	Mary Anne Fox Teaching Labs	1/9/2004	\$0	0.00000	0	0	0
NCSU	40074-301	Greenhouses -(Horticulture Headhouse, Horticulture Greenhouse A, Horticulture Greenhouse B)	Horticulture Headhouse, Horticulture Greenhouse A, Horticulture Greenhouse B	1/9/2004	\$0	0.00000	0	0	0
NCSU	40074-302	Withers Hall - Conversion from Laboratory to General Academic Use	Withers Hall	11/8/2006	\$0	0.00000	0	0	0
NCSU	40074-303	College of Engineering - Phase I-(Engineering Bldg I)	Engineering Bldg I	9/30/2004	\$0	0.00000	0	0	0
NCSU	40074-303	West Research Annex -(MAE West Research Annex)	MAE West Research Annex	3/10/2005	\$0	0.00000	0	0	0
NCSU	40074-304	College of Veterinary Medicine - Research Addition of Laboratories and Academic Space--(CVM Research Lab)	CVM Research Lab	3/25/2005	\$0	0.00000	0	0	0
NCSU	40074-305	College of Engineering - Phase II-(Engineering Bldg II)	Engineering Bldg II	8/3/2006	\$0	0.00000	0	0	0
NCSU	40074-306	David Clark Laboratory - Comprehensive Renovation and Addition	David Clark Lab Addition	7/11/2005	\$0	0.00000	0	0	0

64190									
Campus	Code/Item	Project	Bldg Number	Completion Date	64190 Bond Draws	Bond Draw Percentage	Allocated Interest		Total Interest
							Post Occupancy-Included	Pre-Occupancy-Excluded	
NCSU	40074-306	Upfit of Flex Lab for Zoology temp space --(Flex Labs Bldg)	Flex Labs Bldg	6/24/2003	\$0	0.00000	0	0	0
NCSU	40074-307	Undergraduate Science Teaching Lab Phase II--(Mary Anne Fox Teaching Labs)	Mary Anne Fox Teaching Labs	1/9/2004	\$0	0.00000	0	0	0
NCSU	40074-308	South Gardner Hall Laboratory Building - Comprehensive Renovation	South Gardner Hall Addition	8/17/2007	\$0	0.00000	0	0	0
NCSU	40074-309	1911 Classroom Building - Comprehensive Renovation	1911 Classroom Bldg	1/29/2008	\$0	0.00000	0	0	0
NCSU	40074-310	Park Shops - Comprehensive Renovation and Conversion for General Academic use	Park Shops Bldg	2/27/2009	\$0	0.00000	0	0	0
NCSU	40074-311	Riddick Lab - Comprehensive Renovation and Conversion from Laboratory to Classroom Building	Riddick Labs Bldg	8/3/2007	\$0	0.00000	0	0	0
NCSU	40074-312	Math & Statistics Bldg	Math & Statistics Bldg	2/15/2009	\$0	0.00000	0	0	0
NCSU	40074-313	Clark Hall - Conversion from Infirmary to Student and Faculty Support Services	Clark Hall	2/14/2003	\$0	0.00000	0	0	0
NCSU	40074-314	Schaub Food Science Building - Comprehensive Renovation	Schaub Food Science Bldg	8/10/2005	\$0	0.00000	0	0	0
NCSU	40074-315	Williams Hall Building - Comprehensive Renovation	Williams Hall Bldg	6/6/2008	\$0	0.00000	0	0	0
NCSU	40074-315	Renovation to labs in Gardner Hall--(Gardner Hall)	Gardner Hall	3/7/2006	\$0	0.00000	0	0	0
NCSU	40074-315	Erosion Control-Infrastructure where direct relationship with a building cannot be made.		6/30/2010	\$0	0.00000	0	0	0
NCSU	40074-316	Polk Hall Building - Comprehensive Renovation	Polk Hall Bldg	6/13/2008	\$0	0.00000	0	0	0
NCSU	40074-317	Leazar Hall Building - Comprehensive Renovation	Leazar Hall Bldg	6/29/2006	\$0	0.00000	0	0	0
NCSU	40074-318	Daniels Hall Building - Phase I Comprehensive Renovation	Daniels Hall Bldg	4/27/2007	\$0	0.00000	0	0	0
NCSU	40074-319	Jordan Hall Lab and Classroom Building - Addition	Jordan Hall Addition Bldg	7/25/2007	\$0	0.00000	0	0	0
NCSU	40074-320	Library - Addition--(DH Hill Library)	DH Hill Library	3/30/2007	\$0	0.00000	0	0	0

					64190				
Campus	Code/Item	Project	Bldg Number	Completion Date	64190 Bond Draws	Bond Draw Percentage	Allocated Interest		Total Interest
							Post Occupancy-Included	Pre-Occupancy-Excluded	
NCSU	40074-320	516 Brickhaven Upfit for swing space	516 Brickhave n Bldg	11/15/2004	\$0	0.00000	0	0	0
NCSU	40074-321	Admin Svcs III Building	Administra tive Serv III Bldg	9/15/2004	\$0	0.00000	0	0	0
NCSU	40074-321	Admin Svcs II Renovation	Administra tive Serv II Bldg	4/17/2007	\$0	0.00000	0	0	0
NCSU	40074-321	Visitor Center	Joyner Visitor Center	11/22/2005	\$0	0.00000	0	0	0
NCSU	40074-322	Reroof several buildings at Reedy Creek & Lake Wheeler Field Labs-- (Allocated to all University Field Lab Buildings at Reedy Creek and Lake Wheeler Roads)	Allocated to all University Field Lab Buildings at Reedy Creek and Lake Wheeler Roads	2/25/2008	\$0	0.00000	0	0	0
NCSU	40074-322	Mountain Horticulture Research & Ext Center, Fletcher, NC	Mountain Horticul ture Research & Extension Center	7/9/2004	\$0	0.00000	0	0	0
NCSU	40074-322	Upper Piedmont Research Station, Reidsville, NC-- (Allocated to all NCSU Research Station Buildings in Reidsville, NC)	Allocated to all NCSU Research Station Buildings in Reidsville, NC	7/26/2004	\$0	0.00000	0	0	0
NCSU	40074-322	Sandhills Research Station, Jackson Springs, NC--(Allocated to all NCSU Research Station Buildings in Jackson Springs, NC)	Allocated to all NCSU Research Station Buildings in Jackson Springs, NC	4/1/2004	\$0	0.00000	0	0	0

					64190				
Campus	Code/Item	Project	Bldg Number	Completion Date	64190 Bond Draws	Bond Draw Percentage	Allocated Interest		Total Interest
							Post Occupancy-Included	Pre-Occupancy-Excluded	
NCSU	40074-322	Lake Wheeler Rd Field Lab repairs--(Allocated to all University Field Lab Buildings at Lake Wheeler Road)	Allocated to all University Field Lab Buildings at Lake Wheeler Road	5/16/2004	\$0	0.00000	0	0	0
NCSU	40074-322	Central Crops Research Station, Clayton, NC--(Allocated to all NCSU Research Station Buildings in Clayton, NC)	Allocated to all NCSU Research Station Buildings in Clayton, NC	2/18/2004	\$0	0.00000	0	0	0
NCSU	40074-322	Horticultural Crops Research Station, Castle Hayne, NC--(Allocated to all NCSU Research Station Buildings in Castle Hayne, NC)	Allocated to all NCSU Research Station Buildings in Castle Hayne, NC	8/9/2004	\$0	0.00000	0	0	0
NCSU	40074-322	Pamlico Aquaculture Field Lab, Aurora, NC--(Allocated to all University Field Lab Buildings in Aurora, NC)	Allocated to all University Field Lab Buildings in Aurora, NC	12/1/2004	\$0	0.00000	0	0	0
NCSU	40074-322	Lake Wheeler Waste Training Education Bldg--(Waster Training Education Center)	Waste Training Education Center	11/28/2005	\$0	0.00000	0	0	0
NCSU	40074-322	New Shop Bldg at Lake Wheeler--(Shop Operations Bldg UFL 100)	Shop Operations UFL 100	5/31/2005	\$0	0.00000	0	0	0
NCSU	40074-323	Horticultural Classroom at Arboretum Education Center--(Ruby McSwain Education Center)	Ruby McSwain Education Center	8/19/2002	\$0	0.00000	0	0	0
NCSU	40074-324	Partners III	Partners III	12/3/2004	\$0	0.00000	0	0	0
NCSU	40074-324	Flex Building	Flex Bldg	3/6/2003	\$0	0.00000	0	0	0
NCSU	40074-324	Environmental Research Lab (Broughton Hall)	Broughton Hall	11/11/2005	\$0	0.00000	0	0	0

					64190				
Campus	Code/Item	Project	Bldg Number	Completion Date	64190 Bond Draws	Bond Draw Percentage	Allocated Interest		Total Interest
							Post Occupancy-Included	Pre-Occupancy-Excluded	
NCSU	40074-325	Public Safety Facility	Public Safety Facility	7/23/2004	\$0	0.00000	0	0	0
NCSU	40074-326	College of Veterinary Medicine - Mechanical and Electrical System Improvements--(CVM Main Bldg)	CVM Main Bldg	9/30/2008	\$0	0.00000	0	0	0
NCSU	40074-327	Technology Infrastructure Expansion--(Scott Hall)	Scott Hall	7/1/2003	\$0	0.00000	0	0	0
NCSU	40074-327	Technology Infrastructure Expansion-(Pulp & Paper Labs)	Pulp & Paper Lab Bldg	6/1/2003	\$0	0.00000	0	0	0
NCSU	40074-327	Technology Infrastructure Expansion-(Burlington Labs)	Burlington Labs	2/1/2004	\$0	0.00000	0	0	0
NCSU	40074-327	Technology Infrastructure Expansion-(College of Textiles Bldg)	College of Textiles Bldg	7/1/2005	\$0	0.00000	0	0	0
NCSU	40074-327	Technology Infrastructure Expansion-(Page Hall)	Page Hall	11/1/2004	\$0	0.00000	0	0	0
NCSU	40074-327	Technology Infrastructure Expansion-(Poe Hall)	Poe Hall	4/1/2006	\$0	0.00000	0	0	0
NCSU	40074-327	Technology Infrastructure Expansion-(Peele Hall)	Peele Hall	9/1/2005	\$0	0.00000	0	0	0
NCSU	40074-327	Technology Infrastructure Expansion-(Research I Bldg)	Research I Bldg	3/1/2006	\$0	0.00000	0	0	0
NCSU	40074-327	Technology Infrastructure Expansion-(Joyner Visitor Center)	Joyner Visitor Center	7/1/2005	\$0	0.00000	0	0	0
NCSU	40074-328	Chilled Water Central Plant-North Campus-(Cates Steam Plant)	Cates Steam Plant	5/25/2006	\$0	0.00000	0	0	0
NCSU	40074-328	Chilled Water Central Plant-(Yarborough Plant)	Yarborough Steam Plant	6/16/2005	\$0	0.00000	0	0	0
NCSU	40074-328	Transfer to Sullivan I-(Motor Pool Bldg)	Motor Pool	1/31/2004	\$0	0.00000	0	0	0

					64190				
Campus	Code/Item	Project	Bldg Number	Completion Date	64190 Bond Draws	Bond Draw Percentage	Allocated Interest		Total Interest
							Post Occupancy-Included	Pre-Occupancy-Excluded	
NCSU	40074-330	Steam Distribution & Capacity Improvements-(Admin. Services I Bldg, Admin. Services II Bldg, Admin. Services III Bldg, Public Safety Bldg & all of Wolf Village Housing)	Admin. Services I Bldg, Admin. Services II Bldg, Admin. Services III Bldg, Public Safety Bldg and all of Wolf Village Housing	1/21/2004	\$0	0.00000	0	0	0
NCSU	40074-330	Repairs to Varsity Drive - (Infrastructure costs where the direct relationship to specific buildings cannot be made)	Infrastructure costs where the direct relationship to specific buildings cannot be made.	9/30/2003	\$0	0.00000	0	0	0

					64190				
Campus	Code/Item	Project	Bldg Number	Completion Date	64190 Bond Draws	Bond Draw Percentage	Allocated Interest		Total Interest
							Post Occupancy-Included	Pre-Occupancy-Excluded	
NCSU	40074-330	Steam Distribution & Capacity Improvements-(Allocate to all Bldgs on North Campus)	Allocated to all Bldgs on North Campus	2/16/2005	\$0	0.00000	0	0	0
NCSU	40074-330	Steam Distribution & Capacity Improvements-(Daniels Hall)	Daniels Hall Bldg	6/27/2006	\$0	0.00000	0	0	0
NCSU	40074-330	Ph IV Replace HPS headers NW campus. To improve Water Pressure on North Campus Buildings for fire sprinkler systems-(Allocated to all Bldgs on North Campus)	Allocated to all Bldgs on North Campus	6/15/2005	\$0	0.00000	0	0	0
NCSU	40074-331	Booster Station-(Infrastructure costs where the direct relationship to specific buildings cannot be made)	Infrastructure costs where the direct relationship to specific buildings cannot be made.	9/13/2006	\$0	0.00000	0	0	0
NCSU	40074-331	Temp Booster Station on Sullivan-(Infrastructure costs where the direct relationship to specific buildings cannot be made)	Infrastructure costs where the direct relationship to specific buildings cannot be made.	11/15/2004	\$0	0.00000	0	0	0
NCSU	40074-331	Wayfinding Signage campus wide-(Infrastructure costs where the direct relationship to specific buildings cannot be made)	Infrastructure costs where the direct relationship to specific buildings cannot be made.	5/19/2006	\$0	0.00000	0	0	0

					64190				
Campus	Code/Item	Project	Bldg Number	Completion Date	64190 Bond Draws	Bond Draw Percentage	Allocated Interest		Total Interest
							Post Occupancy-Included	Pre-Occupancy-Excluded	
NCSU	40074-331	Sewer fix for Quad Halls- (Infrastructure costs where the direct relationship to specific buildings cannot be made)	Infrastructure costs						
			where the direct relationship to specific buildings cannot be made.	10/13/2005	\$0	0.00000	0	0	0

					64190				
Campus	Code/Item	Project	Bldg Number	Completion Date	64190 Bond Draws	Bond Draw Percentage	Allocated Interest		Total Interest
							Post Occupancy-Included	Pre-Occupancy-Excluded	
NCSU	40074-331	Ph I Water Improv Holliday & Method Rd-(Infrastructure costs where the direct relationship to specific buildings cannot be made)	Infrastructure costs where the direct relationship to specific buildings cannot be made.	3/8/2004	\$0	0.00000	0	0	0
NCSU	40074-331	Ph II Water Improv valve boxes-(Infrastructure costs where the direct relationship to specific buildings cannot be made)	Infrastructure costs where the direct relationship to specific buildings cannot be made.	12/31/2003	\$0	0.00000	0	0	0
NCSU	40074-331	Ph III Water Improv Method Rd-(Infrastructure costs where the direct relationship to specific buildings cannot be made)	Infrastructure costs where the direct relationship to specific buildings cannot be made.	3/1/2006	\$0	0.00000	0	0	0
NCSU	40074-331	Ph IV Waterline along Thurman-(Infrastructure costs where the direct relationship to specific buildings cannot be made)	Infrastructure costs where the direct relationship to specific buildings cannot be made.	8/13/2004	\$0	0.00000	0	0	0
NCSU	40074-331	Pedestrian Tunnel-(Allocated based on FTE's)	Allocated based on FTE	8/22/2006	\$0	0.00000	0	0	0

64190									
Campus	Code/Item	Project	Bldg Number	Completion Date	64190 Bond Draws	Bond Draw Percentage	Allocated Interest		Total Interest
							Post Occupancy-Included	Pre-Occupancy-Excluded	
NCSU	40074-332	College of Veterinary Medicine Infrastructure-(CVM Research Bldg)	CVM Research Building-Infrastructure costs for running Steam, Water, Electric lines to the new CVM Research building	1/21/2005	\$0	0.00000	0	0	0
NCSU	40074-333	Centennial Campus - Infrastructure Utility Plant-(Centennial Campus Utility Plant)	Centennial Campus Utility Plant	8/11/2004	\$0	0.00000	0	0	0
NCSU	40074-334	Land Acquisition-(Land Only-No Associated Bldg)	Land Only-No Associated Building	8/23/2004	\$0	0.00000	0	0	0
NCSU	40074-335	College of Veterinary Medicine - Research Addition of Labs and Academic Space-(CVM Research Bldg)	CVM Research Bldg	3/25/2005	\$0	0.00000	0	0	0
NCSU	40074-336	College of Engineering Complex Planning-(Engineering Bldg I)	Engineering Bldg I	9/30/2004	\$0	0.00000	0	0	0
NCSU	40074-337	Animal and Food Science Facilities-(Swine Bldg, Poultry Holding Bldg, Poultry Teaching Bldg)	Swine Bldg, Poultry Holding Bldg, Poultry Teaching Bldg	11/8/2006	\$0	0.00000	0	0	0

					64190				
Campus	Code/Item	Project	Bldg Number	Completion Date	64190 Bond Draws	Bond Draw Percentage	Allocated Interest		Total Interest
							Post Occupancy-Included	Pre-Occupancy-Excluded	
NCSU	40074-338	Research and Teaching Feed Mill	Research & Teaching Feed Mill	9/30/2003	\$0	0.00000	0	0	0
NCSU	40074-339	Undergraduate Science Teaching Lab - Phase I-(Mary Ann Fox Teaching Lab Bldg)	Mary Ann Fox Teaching Lab Bldg	1/9/2004	\$0	0.00000	0	0	0
NCSU	40074-340	Lake Wheeler Rd Field Lab-(Beef Education Unit)	Beef Education Unit Bldg	11/25/2002	\$0	0.00000	0	0	0
NCSU	40074-340	Land Acquisition-(Land Only-No Associated Bldg)	Land Only-No Associated Building	7/22/2004	\$0	0.00000	0	0	0
NCSU	40074-350	Relocate autoclave from Flex Lab to Polk-(Polk Hall)	Polk Hall Bldg	8/22/2008	\$0	0.00000	0	0	0
NCSU	40074-350	Upfit Mods in Flex Bldg for Crop & Soil Sci-(Flex Bldg)	Flex Bldg	3/8/2006	\$0	0.00000	0	0	0
NCSU	40074-350	Upfit Mod for Food Sci in Flex Bldg-(Flex Bldg)	Flex Bldg	5/10/2004	\$0	0.00000	0	0	0
NCSU	40074-350	Upfit mod for ECE in Flex Bldg-(Flex Bldg)	Flex Bldg	10/9/2003	\$0	0.00000	0	0	0
NCSU	40074-350	Balance for salaries/misc costs-(Salary Costs-No Associated Bldg)	Salary costs-No Associated Building	NA	\$0	0.00000	0	0	0
NCSU	40074-360	Inflation Reserve-(No Associated Bldg)	Inflation Reserve-No Associated Building	NA	\$0	0.00000	0	0	0
NCSU	40124-312	Sullivan Drive Shops Replacement Building-(Motor Pool Bldg)	Motor Pool	1/12/2006	\$0	0.00000	0	0	0
NCSU	49624-302	4-H Environmental Education Center (Tyrell County)	Tyrell County 4-H Education Center	12/15/2001	\$0	0.00000	0	0	0
NCSU GRAND TOTALS					\$0	0.00000	0	0	0
GRAND TOTALS - BOTH CAMPUSES					\$0	\$0	0	0	0

					64121				
Campus	Code/Item	Project	Bldg Number	Completion Date	64121 Bond Draws	Bond Draw Percentage	Allocated Interest	Allocated Interest	Total Interest
							Post Occupancy-Included	Pre Occupancy-Excluded	
UNC-CH Hlth	40072-301	School of Medicine - Bondurant Hall	206	04/14/06	717,573	18.034%	0	0	0
UNC-CH Hlth	40072-302	Health Sciences Library - Renovation	223	11/01/04	126,377	3.176%	0	0	0
UNC-CH Hlth	40072-303	School of Dentistry Building - Renovation	209	06/04/04	1,624	0.041%	0	0	0
UNC-CH Hlth	40072-304	Rosenau Hall Laboratory Building - Comprehensive Renovation	201	08/01/08	0	0.000%	0	0	0
UNC-CH Hlth	40072-305	Brauer Hall - Renovation & Dental Clinic	211	01/01/07	0	0.000%	0	0	0
UNC-CH Hlth	40072-306	Burnett Womack Building Research Laboratory - Comprehensive Renovation	229	11/01/06	209,419	5.263%	0	0	0
UNC-CH Hlth	40072-307	Berryhill Hall Laboratory Building - Comprehensive Renovation	219	10/01/08	11,091	0.279%	0	0	0
UNC-CH Hlth	40072-308	Beard Hall Classroom and Laboratory Building - Comprehensive Renovation	200	09/01/07	0	0.000%	0	0	0
UNC-CH Hlth	40072-309	Teaching Research Bldg - School of PH	358	02/01/05	29,843	0.750%	0	0	0
UNC-CH Hlth	40072-310	Carrington Hall - for School of Nursing	214	03/10/05	228,562	5.744%	0	0	0
UNC-CH Hlth	40072-311	Medical Biomolecular - Research Bldg	247	03/01/03	2,647,578	66.539%	0	0	0
UNC-CH Hlth	40072-312	Community Health Bldg - Consolidation	206	04/14/06	0	0.000%	0	0	0
UNC-CH Hlth	40072-313	Carolina Living and Learning Center	371	04/13/02	6,922	0.174%	0	0	0
UNC-CH Hlth	40072	Total			3,978,987	100.000%	0	0	0
UNC-CH	40073-301	Science Complex-Phase I Chapman Hall	087	10/01/06	290,461	6.673%	0	0	0
UNC-CH	40073-301	Science Complex-Phase I Caudill Lab	086	10/01/06	340,921	7.832%	0	0	0
UNC-CH	40073-302	Science Complex - Phase II Kenan Labs	069	05/01/08	0	0.000%	0	0	0
UNC-CH	40073-302	Science Complex - Phase II Sitterson Hall	083	05/01/08	0	0.000%	0	0	0
UNC-CH	40073-303	Murphey Hall Bldg - Renovation	030	12/27/02	445,368	10.232%	0	0	0
UNC-CH	40073-304	New West Bldg - Renovation	035	06/01/06	0	0.000%	0	0	0
UNC-CH	40073-305	Steele Building - Renovation	050	08/01/08	0	0.000%	0	0	0
UNC-CH	40073-306	Saunders Hall Bldg - Renovation	043	10/18/04	16,500	0.379%	0	0	0
UNC-CH	40073-307	Peabody Hall Bldg - Renovation	037	01/09/04	282,268	6.485%	0	0	0
UNC-CH	40073-308	Memorial Hall Renovation and Addition	027	05/01/05	12,392	0.285%	0	0	0
UNC-CH	40073-309	Smith Hall - Comprehensive Renovation	128	08/01/07	0	0.000%	0	0	0

					64121				
Campus	Code/Item	Project	Bldg Number	Completion Date	64121 Bond Draws	Bond Draw Percentage	Allocated Interest	Allocated Interest	Total Interest
							Post Occupancy-Included	Pre Occupancy-Excluded	
UNC-CH	40073-310	Institute of Marine Sciences Renovation - Morehead City	000	03/01/04	32	0.001%	0	0	0
UNC-CH	40073-311	Hamilton Hall - Renovation		08/01/07	0	0.000%	0	0	0
UNC-CH	40073-312	Gerrard Hall Bldg - Renovation	018	10/31/07	0	0.000%	0	0	0
UNC-CH	40073-313	Caldwell Hall - Renovation	009	11/21/02	0	0.000%	0	0	0
UNC-CH	40073-313	Howell Hall - Renovation	021	11/21/02	0	0.000%	0	0	0
UNC-CH	40073-314	Coker Hall Renovation	010	12/01/05	0	0.000%	0	0	0
UNC-CH	40073-314	Mitchell Hall Renovation	029	10/01/07	0	0.000%	0	0	0
UNC-CH	40073-315	Hanes Hall Renovation	019	07/24/08	0	0.000%	0	0	0
UNC-CH	40073-315	Manning Hall Renovation	026	07/27/07	0	0.000%	0	0	0
UNC-CH	40073-315	Alumni Building Renovation	004	01/09/04	0	0.000%	0	0	0
UNC-CH	40073-316	Woollen Gym Renovation	047	08/13/04	0	0.000%	0	0	0
UNC-CH	40073-316	Fetzer Gym Renovation	468	07/01/06	0	0.000%	0	0	0
UNC-CH	40073-317	Greenlaw Hall - Renovation	066	08/01/07	0	0.000%	0	0	0
UNC-CH	40073-318	Phillips Hall - Renovation	039	02/07/05	6,885	0.158%	0	0	0
UNC-CH	40073-319	Hill Hall Renovation	020	12/01/05	0	0.000%	0	0	0
UNC-CH	40073-319	Davie Hall Renovation	013	12/01/05	0	0.000%	0	0	0
UNC-CH	40073-320	Global Education	093	01/01/07	0	0.000%	0	0	0
UNC-CH	40073-321	College of Arts and Sciences - Digital Multimedia Instructional Center and Music Library	088	10/19/08	93,157	2.140%	0	0	0
UNC-CH	40073-322	School of Medicine - Bioinformatics Bldg	248	11/02/02	0	0.000%	0	0	0
UNC-CH	40073-323	Environmental Health & Safety	649	09/01/07	33,061	0.760%	0	0	0
UNC-CH	40073-323	Horney Annex	477	09/01/07	21,429	0.492%	0	0	0
UNC-CH	40073-323	Service Station	169	09/01/07	8,966	0.206%	0	0	0
UNC-CH	40073-324	Student & Academic Services North	091	08/01/07	0	0.000%	0	0	0
UNC-CH	40073-324	Student & Academic Services South	092	08/01/07	0	0.000%	0	0	0
UNC-CH	40073-325	Storm Drainage Improvements	N/A	09/01/07	841,633	19.336%	0	0	0
UNC-CH	40073-326	Cogeneration Facility - Back Pressure Turbine Generator	147	07/01/07	0	0.000%	0	0	0
UNC-CH	49923-307	Steam Distribution System Replacement	N/A	05/30/03	1,087,119	24.976%	0	0	0
UNC-CH	40073-328	Upgrade Campus Energy Management and Control System	N/A	11/01/08	0	0.000%	0	0	0
UNC-CH	40073-329	Campus Fiber Optics Network	N/A	03/07/08	72,232	1.659%	0	0	0
UNC-CH	40073-330	Electrical System Improvements	N/A	08/31/06	17,303	0.398%	0	0	0
UNC-CH	40073-331	Infrastructure Improvements - Manning Steam Plant	626	11/01/07	319,230	7.334%	0	0	0
UNC-CH	40073-331	Infrastructure Improvements - Chiller Plant	230	11/01/07	112,980	2.596%	0	0	0
UNC-CH	40073-332	ITS Building, Manning Drive	625	12/01/06	0	0.000%	0	0	0
UNC-CH	40073-333	Land Acquisition	N/A	N/A	7,000	0.161%	0	0	0
UNC-CH	40073-334	440 West Franklin Street Building	454	11/01/05	0	0.000%	0	0	0
UNC-CH	40073-335	Wilson Hall Laboratory Renovation	046	11/01/06	0	0.000%	0	0	0
UNC-CH	40073-336	Memorial Hall - Renovation and A	027	06/01/05	0	0.000%	0	0	0

					64121				
Campus	Code/Item	Project	Bldg Number	Completion Date	64121 Bond Draws	Bond Draw Percentage	Allocated Interest		Total Interest
							Post Occupancy-Included	Pre Occupancy-Excluded	
UNC-CH	40073-337	RB House Library - Renovations	063	05/28/02	343,768	7.898%	0	0	0
UNC-CH	40073/49923	Total			4,352,707	100.000%	0	0	0
		UNC Grand Total			8,331,694		0	0	0
NCSU	40024-301	Coliseum Parking Deck (Reynolds Coliseum Parking Deck-Allocated based on FTE's)	Reynolds Coliseum Parking Deck-Allocated based on FTE's	10/14/2003	\$0	0.00000	\$0	\$0	\$0
NCSU	40024-304	Utility Plant (West Chiller Plant)	West Chiller Plant	6/10/2004	\$0	0.00000	\$0	\$0	\$0
NCSU	40074-301	Undergraduate Science Teaching Lab Phase I (all other phases note noted below)--(Mary Anne Fox Teaching Labs)	Mary Anne Fox Teaching Labs	1/9/2004	\$1,529,496	0.25866	\$0	\$0	\$0
NCSU	40074-301	Greenhouses -(Horticulture Headhouse, Horticulture Greenhouse A, Horticulture Greenhouse B)	Horticulture Headhouse, Horticulture Greenhouse A, Horticulture Greenhouse B	1/9/2004	\$19,414	0.00328	\$0	\$0	\$0
NCSU	40074-302	Withers Hall - Conversion from Laboratory to General Academic Use	Withers Hall	11/8/2006	\$0	0.00000	\$0	\$0	\$0
NCSU	40074-303	College of Engineering - Phase I-(Engineering Bldg I)	Engineering Bldg I	9/30/2004	(\$106,353)	-0.01799	\$0	\$0	\$0
NCSU	40074-303	West Research Annex -(MAE West Research Annex)	MAE West Research Annex	3/10/2005	(\$4,979)	-0.00084	\$0	\$0	\$0
NCSU	40074-304	College of Veterinary Medicine - Research Addition of Laboratories and Academic Space--(CVM Research Lab)	CVM Research Lab	3/25/2005	\$30,963	0.00524	\$0	\$0	\$0
NCSU	40074-305	College of Engineering - Phase II-(Engineering Bldg II)	Engineering Bldg II	8/3/2006	\$349,613	0.05912	\$0	\$0	\$0
NCSU	40074-306	David Clark Laboratory - Comprehensive Renovation and Addition	David Clark Lab Addition	7/11/2005	\$104,753	0.01771	\$0	\$0	\$0

					64121				
Campus	Code/Item	Project	Bldg Number	Completion Date	64121 Bond Draws	Bond Draw Percentage	Allocated Interest	Allocated Interest	Total Interest
							Post Occupancy-Included	Pre Occupancy-Excluded	
NCSU	40074-306	Upfit of Flex Lab for Zoology temp space --(Flex Labs Bldg)	Flex Labs Bldg	6/24/2003	\$1,994	0.00034	\$0	\$0	\$0
NCSU	40074-307	Undergraduate Science Teaching Lab Phase II--(Mary Anne Fox Teaching Labs)	Mary Anne Fox Teaching Labs	1/9/2004	\$0	0.00000	\$0	\$0	\$0
NCSU	40074-308	South Gardner Hall Laboratory Building - Comprehensive Renovation	South Gardner Hall Addition	8/17/2007	\$0	0.00000	\$0	\$0	\$0
NCSU	40074-309	1911 Classroom Building - Comprehensive Renovation	1911 Classroom Bldg	1/29/2008	\$4,156	0.00070	\$0	\$0	\$0
NCSU	40074-310	Park Shops - Comprehensive Renovation and Conversion for General Academic use	Park Shops Bldg	2/27/2009	\$0	0.00000	\$0	\$0	\$0
NCSU	40074-311	Riddick Lab - Comprehensive Renovation and Conversion from Laboratory to Classroom Building	Riddick Labs Bldg	8/3/2007	\$31,063	0.00525	\$0	\$0	\$0
NCSU	40074-312	Math & Statistics Bldg	Math & Statistics Bldg	2/15/2009	\$0	0.00000	\$0	\$0	\$0
NCSU	40074-313	Clark Hall - Conversion from Infirmary to Student and Faculty Support Services	Clark Hall	2/14/2003	\$138,489	0.02342	\$0	\$0	\$0
NCSU	40074-314	Schaub Food Science Building - Comprehensive Renovation	Schaub Food Science Bldg	8/10/2005	\$504	0.00009	\$0	\$0	\$0
NCSU	40074-315	Williams Hall Building - Comprehensive Renovation	Williams Hall Bldg	6/6/2008	\$0	0.00000	\$0	\$0	\$0
NCSU	40074-315	Renovation to labs in Gardner Hall--(Gardner Hall)	Gardner Hall	3/7/2006	\$0	0.00000	\$0	\$0	\$0
NCSU	40074-315	Erosion Control-Infrastructure where direct relationship with a building cannot be made.		6/30/2010	\$0	0.00000	\$0	\$0	\$0
NCSU	40074-316	Polk Hall Building - Comprehensive Renovation	Polk Hall Bldg	6/13/2008	\$0	0.00000	\$0	\$0	\$0
NCSU	40074-317	Leazar Hall Building - Comprehensive Renovation	Leazar Hall Bldg	6/29/2006	\$0	0.00000	\$0	\$0	\$0
NCSU	40074-318	Daniels Hall Building - Phase I Comprehensive Renovation	Daniels Hall Bldg	4/27/2007	\$14,850	0.00251	\$0	\$0	\$0
NCSU	40074-319	Jordan Hall Lab and Classroom Building - Addition	Jordan Hall Addition Bldg	7/25/2007	\$22,929	0.00388	\$0	\$0	\$0
NCSU	40074-320	Library - Addition--(DH Hill Library)	DH Hill Library	3/30/2007	\$6,675	0.00113	\$0	\$0	\$0

					64121				
Campus	Code/Item	Project	Bldg Number	Completion Date	64121 Bond Draws	Bond Draw Percentage	Allocated Interest		Total Interest
							Post Occupancy-Included	Pre Occupancy-Excluded	
NCSU	40074-320	516 Brickhaven Upfit for swing space	516 Brickhave n Bldg	11/15/2004	\$78	0.00001	\$0	\$0	\$0
NCSU	40074-321	Admin Svcs III Building	Administrative Serv III Bldg	9/15/2004	\$93,106	0.01575	\$0	\$0	\$0
NCSU	40074-321	Admin Svcs II Renovation	Administrative Serv II Bldg	4/17/2007	\$0	0.00000	\$0	\$0	\$0
NCSU	40074-321	Visitor Center	Joyner Visitor Center	11/22/2005	\$11,038	0.00187	\$0	\$0	\$0
NCSU	40074-322	Reroof several buildings at Reedy Creek & Lake Wheeler Field Labs-- (Allocated to all University Field Lab Buildings at Reedy Creek and Lake Wheeler Roads)	Allocated to all University Field Lab Buildings at Reedy Creek and Lake Wheeler Roads	2/25/2008	\$11,152	0.00189	\$0	\$0	\$0
NCSU	40074-322	Mountain Horticulture Research & Ext Center, Fletcher, NC	Mountain Horticulture Research & Extension Center	7/9/2004	\$3,318	0.00056	\$0	\$0	\$0
NCSU	40074-322	Upper Piedmont Research Station, Reidsville, NC-- (Allocated to all NCSU Research Station Buildings in Reidsville, NC)	Allocated to all NCSU Research Station Buildings in Reidsville, NC	7/26/2004	\$9,951	0.00168	\$0	\$0	\$0
NCSU	40074-322	Sandhills Research Station, Jackson Springs, NC--(Allocated to all NCSU Research Station Buildings in Jackson Springs, NC)	Allocated to all NCSU Research Station Buildings in Jackson Springs, NC	4/1/2004	\$12,698	0.00215	\$0	\$0	\$0

					64121				
Campus	Code/Item	Project	Bldg Number	Completion Date	64121 Bond Draws	Bond Draw Percentage	Allocated Interest		Total Interest
							Post Occupancy-Included	Pre Occupancy-Excluded	
NCSU	40074-322	Lake Wheeler Rd Field Lab repairs--(Allocated to all University Field Lab Buildings at Lake Wheeler Road)	Allocated to all University Field Lab Buildings at Lake Wheeler Road	5/16/2004	\$18,754	0.00317	\$0	\$0	\$0
NCSU	40074-322	Central Crops Research Station, Clayton, NC--(Allocated to all NCSU Research Station Buildings in Clayton, NC)	Allocated to all NCSU Research Station Buildings in Clayton, NC	2/18/2004	\$2,226	0.00038	\$0	\$0	\$0
NCSU	40074-322	Horticultural Crops Research Station, Castle Hayne, NC--(Allocated to all NCSU Research Station Buildings in Castle Hayne, NC)	Allocated to all NCSU Research Station Buildings in Castle Hayne, NC	8/9/2004	\$5,661	0.00096	\$0	\$0	\$0
NCSU	40074-322	Pamlico Aquaculture Field Lab, Aurora, NC--(Allocated to all University Field Lab Buildings in Aurora, NC)	Allocated to all University Field Lab Buildings in Aurora, NC	12/1/2004	\$1,985	0.00034	\$0	\$0	\$0
NCSU	40074-322	Lake Wheeler Waste Training Education Bldg--(Waster Training Education Center)	Waste Training Education Center	11/28/2005	\$13,945	0.00236	\$0	\$0	\$0
NCSU	40074-322	New Shop Bldg at Lake Wheeler--(Shop Operations Bldg UFL 100)	Shop Operations UFL 100	5/31/2005	\$12,429	0.00210	\$0	\$0	\$0
NCSU	40074-323	Horticultural Classroom at Arboretum Education Center--(Ruby McSwain Education Center)	Ruby McSwain Education Center	8/19/2002	\$77,648	0.01313	\$0	\$0	\$0
NCSU	40074-324	Partners III	Partners III	12/3/2004	\$763,276	0.12908	\$0	\$0	\$0
NCSU	40074-324	Flex Building	Flex Bldg	3/6/2003	\$469,953	0.07947	\$0	\$0	\$0
NCSU	40074-324	Environmental Research Lab (Broughton Hall)	Broughton Hall	11/11/2005	\$125,166	0.02117	\$0	\$0	\$0

					64121				
Campus	Code/Item	Project	Bldg Number	Completion Date	64121 Bond Draws	Bond Draw Percentage	Allocated Interest		Total Interest
							Post Occupancy-Included	Pre Occupancy-Excluded	
NCSU	40074-325	Public Safety Facility	Public Safety Facility	7/23/2004	\$43,845	0.00741	\$0	\$0	\$0
NCSU	40074-326	College of Veterinary Medicine - Mechanical and Electrical System Improvements--(CVM Main Bldg)	CVM Main Bldg	9/30/2008	\$0	0.00000	\$0	\$0	\$0
NCSU	40074-327	Technology Infrastructure Expansion--(Scott Hall)	Scott Hall	7/1/2003	\$5,355	0.00091	\$0	\$0	\$0
NCSU	40074-327	Technology Infrastructure Expansion-(Pulp & Paper Labs)	Pulp & Paper Lab Bldg	6/1/2003	\$1,498	0.00025	\$0	\$0	\$0
NCSU	40074-327	Technology Infrastructure Expansion-(Burlington Labs)	Burlington Labs	2/1/2004	\$8,888	0.00150	\$0	\$0	\$0
NCSU	40074-327	Technology Infrastructure Expansion-(College of Textiles Bldg)	College of Textiles Bldg	7/1/2005	\$20,881	0.00353	\$0	\$0	\$0
NCSU	40074-327	Technology Infrastructure Expansion-(Page Hall)	Page Hall	11/1/2004	\$5,536	0.00094	\$0	\$0	\$0
NCSU	40074-327	Technology Infrastructure Expansion-(Poe Hall)	Poe Hall	4/1/2006	\$16,789	0.00284	\$0	\$0	\$0
NCSU	40074-327	Technology Infrastructure Expansion-(Peele Hall)	Peele Hall	9/1/2005	\$4,940	0.00084	\$0	\$0	\$0
NCSU	40074-327	Technology Infrastructure Expansion-(Research I Bldg)	Research I Bldg	3/1/2006	\$3,789	0.00064	\$0	\$0	\$0
NCSU	40074-327	Technology Infrastructure Expansion-(Joyner Visitor Center)	Joyner Visitor Center	7/1/2005	\$514	0.00009	\$0	\$0	\$0
NCSU	40074-328	Chilled Water Central Plant-North Campus-(Cates Steam Plant)	Cates Steam Plant	5/25/2006	\$283,989	0.04803	\$0	\$0	\$0
NCSU	40074-328	Chilled Water Central Plant-(Yarborough Plant)	Yarborough Steam Plant	6/16/2005	\$542,396	0.09173	\$0	\$0	\$0
NCSU	40074-328	Transfer to Sullivan I-(Motor Pool Bldg)	Motor Pool	1/31/2004	\$2,989	0.00051	\$0	\$0	\$0

					64121				
Campus	Code/Item	Project	Bldg Number	Completion Date	64121 Bond Draws	Bond Draw Percentage	Allocated Interest		Total Interest
							Post Occupancy-Included	Pre Occupancy-Excluded	
NCSU	40074-330	Steam Distribution & Capacity Improvements-(Admin. Services I Bldg, Admin. Services II Bldg, Admin. Services III Bldg, Public Safety Bldg & all of Wolf Village Housing)	Admin. Services I Bldg, Admin. Services II Bldg, Admin. Services III Bldg, Public Safety Bldg and all of Wolf Village Housing	1/21/2004	\$3,476	0.00059	\$0	\$0	\$0
NCSU	40074-330	Repairs to Varsity Drive - (Infrastructure costs where the direct relationship to specific buildings cannot be made)	Infrastructure costs where the direct relationship to specific buildings cannot be made.	9/30/2003	\$184	0.00003	\$0	\$0	\$0

Campus	Code/Item	Project	Bldg Number	Completion Date	64121				
					64121 Bond Draws	Bond Draw Percentage	Allocated Interest		Total Interest
							Post Occupancy-Included	Pre Occupancy-Excluded	
NCSU	40074-330	Steam Distribution & Capacity Improvements-(Allocate to all Bldgs on North Campus)	Allocated to all Bldgs on North Campus	2/16/2005	\$2,096	0.00035	\$0	\$0	\$0
NCSU	40074-330	Steam Distribution & Capacity Improvements-(Daniels Hall)	Daniels Hall Bldg	6/27/2006	\$737	0.00012	\$0	\$0	\$0
NCSU	40074-330	Ph IV Replace HPS headers NW campus. To improve Water Pressure on North Campus Buildings for fire sprinkler systems-(Allocated to all Bldgs on North Campus)	Allocated to all Bldgs on North Campus	6/15/2005	\$1,738	0.00029	\$0	\$0	\$0
NCSU	40074-331	Booster Station-(Infrastructure costs where the direct relationship to specific buildings cannot be made)	Infrastructure costs where the direct relationship to specific buildings cannot be made.	9/13/2006	\$294	0.00005	\$0	\$0	\$0
NCSU	40074-331	Temp Booster Station on Sullivan-(Infrastructure costs where the direct relationship to specific buildings cannot be made)	Infrastructure costs where the direct relationship to specific buildings cannot be made.	11/15/2004	\$99	0.00002	\$0	\$0	\$0
NCSU	40074-331	Wayfinding Signage campus wide-(Infrastructure costs where the direct relationship to specific buildings cannot be made)	Infrastructure costs where the direct relationship to specific buildings cannot be made.	5/19/2006	\$213	0.00004	\$0	\$0	\$0

					64121				
Campus	Code/Item	Project	Bldg Number	Completion Date	64121 Bond Draws	Bond Draw Percentage	Allocated Interest		Total Interest
							Post Occupancy-Included	Pre Occupancy-Excluded	
NCSU	40074-331	Sewer fix for Quad Halls- (Infrastructure costs where the direct relationship to specific buildings cannot be made)	Infrastructure costs						
			where the direct relationship to specific buildings cannot be made.	10/13/2005	\$46	0.00001	\$0	\$0	\$0

					64121				
Campus	Code/Item	Project	Bldg Number	Completion Date	64121 Bond Draws	Bond Draw Percentage	Allocated Interest		Total Interest
							Post Occupancy-Included	Pre Occupancy-Excluded	
NCSU	40074-331	Ph I Water Improv Holliday & Method Rd-(Infrastructure costs where the direct relationship to specific buildings cannot be made)	Infrastructure costs where the direct relationship to specific buildings cannot be made.	3/8/2004	\$160	0.00003	\$0	\$0	\$0
NCSU	40074-331	Ph II Water Improv valve boxes-(Infrastructure costs where the direct relationship to specific buildings cannot be made)	Infrastructure costs where the direct relationship to specific buildings cannot be made.	12/31/2003	\$61	0.00001	\$0	\$0	\$0
NCSU	40074-331	Ph III Water Improv Method Rd-(Infrastructure costs where the direct relationship to specific buildings cannot be made)	Infrastructure costs where the direct relationship to specific buildings cannot be made.	3/1/2006	\$15	0.00000	\$0	\$0	\$0
NCSU	40074-331	Ph IV Waterline along Thurman-(Infrastructure costs where the direct relationship to specific buildings cannot be made)	Infrastructure costs where the direct relationship to specific buildings cannot be made.	8/13/2004	\$55	0.00001	\$0	\$0	\$0
NCSU	40074-331	Pedestrian Tunnel-(Allocated based on FTE's)	Allocated based on FTE	8/22/2006	\$982	0.00017	\$0	\$0	\$0

					64121				
Campus	Code/Item	Project	Bldg Number	Completion Date	64121 Bond Draws	Bond Draw Percentage	Allocated Interest		Total Interest
							Post Occupancy-Included	Pre Occupancy-Excluded	
NCSU	40074-332	College of Veterinary Medicine Infrastructure-(CVM Research Bldg)	CVM Research						
			Building-Infrastructure costs for running Steam, Water, Electric lines to the new CVM Research building	1/21/2005	\$132,015	0.02233	\$0	\$0	\$0
NCSU	40074-333	Centennial Campus - Infrastructure Utility Plant-(Centennial Campus Utility Plant)	Centennial Campus Utility Plant	8/11/2004	\$1,841	0.00031	\$0	\$0	\$0
NCSU	40074-334	Land Acquisition-(Land Only-No Associated Bldg)	Land Only-No Associated Building	8/23/2004	\$1,866	0.00032	\$0	\$0	\$0
NCSU	40074-335	College of Veterinary Medicine - Research Addition of Labs and Academic Space-(CVM Research Bldg)	CVM Research Bldg	3/25/2005	\$564,206	0.09541	\$0	\$0	\$0
NCSU	40074-336	College of Engineering Complex Planning-(Engineering Bldg I)	Engineering Bldg I	9/30/2004	\$0	0.00000	\$0	\$0	\$0
NCSU	40074-337	Animal and Food Science Facilities-(Swine Bldg, Poultry Holding Bldg, Poultry Teaching Bldg)	Swine Bldg, Poultry Holding Bldg, Poultry Teaching Bldg	11/8/2006	\$0	0.00000	\$0	\$0	\$0

Campus	Code/Item	Project	Bldg Number	Completion Date	64121				
					64121 Bond Draws	Bond Draw Percentage	Allocated Interest		Total Interest
							Post Occupancy-Included	Pre Occupancy-Excluded	
NCSU	40074-338	Research and Teaching Feed Mill	Research & Teaching Feed Mill	9/30/2003	\$47,740	0.00807	\$0	\$0	\$0
NCSU	40074-339	Undergraduate Science Teaching Lab - Phase I-(Mary Ann Fox Teaching Lab Bldg)	Mary Ann Fox Teaching Lab Bldg	1/9/2004	\$105	0.00002	\$0	\$0	\$0
NCSU	40074-340	Lake Wheeler Rd Field Lab-(Beef Education Unit)	Beef Education Unit Bldg	11/25/2002	\$127,651	0.02159	\$0	\$0	\$0
NCSU	40074-340	Land Acquisition-(Land Only-No Associated Bldg)	Land Only-No Associated Building	7/22/2004	\$126,479	0.02139	\$0	\$0	\$0
NCSU	40074-350	Relocate autoclave from Flex Lab to Polk-(Polk Hall)	Polk Hall Bldg	8/22/2008	\$1,217	0.00021	\$0	\$0	\$0
NCSU	40074-350	Upfit Mods in Flex Bldg for Crop & Soil Sci-(Flex Bldg)	Flex Bldg	3/8/2006	\$32,578	0.00551	\$0	\$0	\$0
NCSU	40074-350	Upfit Mod for Food Sci in Flex Bldg-(Flex Bldg)	Flex Bldg	5/10/2004	\$20,227	0.00342	\$0	\$0	\$0
NCSU	40074-350	Upfit mod for ECE in Flex Bldg-(Flex Bldg)	Flex Bldg	10/9/2003	\$9,060	0.00153	\$0	\$0	\$0
NCSU	40074-350	Balance for salaries/misc costs-(Salary Costs-No Associated Bldg)	Salary costs-No Associated Building	NA	\$117,156	0.01981	\$0	\$0	\$0
NCSU	40074-360	Inflation Reserve-(No Associated Bldg)	Inflation Reserve-No Associated Building	NA	\$0	0.00000	\$0	\$0	\$0
NCSU	40124-312	Sullivan Drive Shops Replacement Building-(Motor Pool Bldg)	Motor Pool	1/12/2006	\$0	0.00000	\$0	\$0	\$0
NCSU	49624-302	4-H Environmental Education Center (Tyrell County)	Tyrell County 4-H Education Center	12/15/2001	\$3,581	0.00061	\$0	\$0	\$0
NCSU GRAND TOTALS					\$5,913,238	1.00000	\$0	\$0	\$0
GRAND TOTALS - BOTH CAMPUSES					\$14,244,932	\$1	\$0	\$0	\$0

					64122				
Campus	Code/Item	Project	Bldg Number	Completion Date	64122 Bond Draws	Bond Draw Percentage	Allocated Interest	Allocated Interest	Total Interest
							Post Occupancy-Included	Pre Occupancy-Excluded	
UNC-CH Hlth	40072-301	School of Medicine - Bondurant Hall	206	04/14/06	203,582	2.477%	0	0	0
UNC-CH Hlth	40072-302	Health Sciences Library - Renovation	223	11/01/04	60,532	0.737%	0	0	0
UNC-CH Hlth	40072-303	School of Dentistry Building - Renovation	209	06/04/04	895,285	10.894%	0	0	0
UNC-CH Hlth	40072-304	Rosenau Hall Laboratory Building - Comprehensive Renovation	201	08/01/08	0	0.000%	0	0	0
UNC-CH Hlth	40072-305	Brauer Hall - Renovation & Dental Clinic	211	01/01/07	481,641	5.861%	0	0	0
UNC-CH Hlth	40072-306	Burnett Womack Building Research Laboratory - Comprehensive Renovation	229	11/01/06	73,407	0.893%	0	0	0
UNC-CH Hlth	40072-307	Berryhill Hall Laboratory Building - Comprehensive Renovation	219	10/01/08	604	0.007%	0	0	0
UNC-CH Hlth	40072-308	Beard Hall Classroom and Laboratory Building - Comprehensive Renovation	200	09/01/07	143,925	1.751%	0	0	0
UNC-CH Hlth	40072-309	Teaching Research Bldg - School of PH	358	02/01/05	213,968	2.604%	0	0	0
UNC-CH Hlth	40072-310	Carrington Hall - for School of Nursing	214	03/10/05	(251,828)	-3.064%	0	0	0
UNC-CH Hlth	40072-311	Medical Biomolecular - Research Bldg	247	03/01/03	6,349,014	77.258%	0	0	0
UNC-CH Hlth	40072-312	Community Health Bldg - Consolidation	206	04/14/06	0	0.000%	0	0	0
UNC-CH Hlth	40072-313	Carolina Living and Learning Center	371	04/13/02	47,755	0.581%	0	0	0
UNC-CH Hlth	40072	Total			8,217,885	100.000%	0	0	0
UNC-CH	40073-301	Science Complex-Phase I Chapman Hall	087	10/01/06	71,431	1.584%	0	0	0
UNC-CH	40073-301	Science Complex-Phase I Caudill Lab	086	10/01/06	83,840	1.859%	0	0	0
UNC-CH	40073-302	Science Complex - Phase II Kenan Labs	069	05/01/08	0	0.000%	0	0	0
UNC-CH	40073-302	Science Complex - Phase II Sitterson Hall	083	05/01/08	0	0.000%	0	0	0
UNC-CH	40073-303	Murphey Hall Bldg - Renovation	030	12/27/02	468,143	10.379%	0	0	0
UNC-CH	40073-304	New West Bldg - Renovation	035	06/01/06	0	0.000%	0	0	0
UNC-CH	40073-305	Steele Building - Renovation	050	08/01/08	0	0.000%	0	0	0
UNC-CH	40073-306	Saunders Hall Bldg - Renovation	043	10/18/04	24,750	0.549%	0	0	0
UNC-CH	40073-307	Peabody Hall Bldg - Renovation	037	01/09/04	532,022	11.795%	0	0	0
UNC-CH	40073-308	Memorial Hall Renovation and Addition	027	05/01/05	81,625	1.810%	0	0	0
UNC-CH	40073-309	Smith Hall - Comprehensive Renovation	128	08/01/07	0	0.000%	0	0	0

					64122				
Campus	Code/Item	Project	Bldg Number	Completion Date	64122 Bond Draws	Bond Draw Percentage	Allocated Interest	Allocated Interest	Total Interest
							Post Occupancy-Included	Pre Occupancy-Excluded	
UNC-CH	40073-310	Institute of Marine Sciences Renovation - Morehead City	000	03/01/04	98,210	2.177%	0	0	0
UNC-CH	40073-311	Hamilton Hall - Renovation		08/01/07	0	0.000%	0	0	0
UNC-CH	40073-312	Gerrard Hall Bldg - Renovation	018	10/31/07	0	0.000%	0	0	0
UNC-CH	40073-313	Caldwell Hall - Renovation	009	11/21/02	0	0.000%	0	0	0
UNC-CH	40073-313	Howell Hall - Renovation	021	11/21/02	0	0.000%	0	0	0
UNC-CH	40073-314	Coker Hall Renovation	010	12/01/05	0	0.000%	0	0	0
UNC-CH	40073-314	Mitchell Hall Renovation	029	10/01/07	0	0.000%	0	0	0
UNC-CH	40073-315	Hanes Hall Renovation	019	07/24/08	3,748	0.083%	0	0	0
UNC-CH	40073-315	Manning Hall Renovation	026	07/27/07	201	0.004%	0	0	0
UNC-CH	40073-315	Alumni Building Renovation	004	01/09/04	1,275	0.028%	0	0	0
UNC-CH	40073-316	Woollen Gym Renovation	047	08/13/04	0	0.000%	0	0	0
UNC-CH	40073-316	Fetzer Gym Renovation	468	07/01/06	0	0.000%	0	0	0
UNC-CH	40073-317	Greenlaw Hall - Renovation	066	08/01/07	0	0.000%	0	0	0
UNC-CH	40073-318	Phillips Hall - Renovation	039	02/07/05	2,066	0.046%	0	0	0
UNC-CH	40073-319	Hill Hall Renovation	020	12/01/05	0	0.000%	0	0	0
UNC-CH	40073-319	Davie Hall Renovation	013	12/01/05	0	0.000%	0	0	0
UNC-CH	40073-320	Global Education	093	01/01/07	0	0.000%	0	0	0
UNC-CH	40073-321	College of Arts and Sciences - Digital Multimedia Instructional Center and Music Library	088	10/19/08	250,440	5.552%	0	0	0
UNC-CH	40073-322	School of Medicine - Bioinformatics Bldg	248	11/02/02	0	0.000%	0	0	0
UNC-CH	40073-323	Environmental Health & Safety	649	09/01/07	75,318	1.670%	0	0	0
UNC-CH	40073-323	Horney Annex	477	09/01/07	48,820	1.082%	0	0	0
UNC-CH	40073-323	Service Station	169	09/01/07	20,427	0.453%	0	0	0
UNC-CH	40073-324	Student & Academic Services North	091	08/01/07	84,737	1.879%	0	0	0
UNC-CH	40073-324	Student & Academic Services South	092	08/01/07	29,772	0.660%	0	0	0
UNC-CH	40073-325	Storm Drainage Improvements	N/A	09/01/07	30,050	0.666%	0	0	0
UNC-CH	40073-326	Cogeneration Facility - Back Pressure Turbine Generator	147	07/01/07	0	0.000%	0	0	0
UNC-CH	49923-307	Steam Distribution System Replacement	N/A	05/30/03	1,359,021	30.130%	0	0	0
UNC-CH	40073-328	Upgrade Campus Energy Management and Control System	N/A	11/01/08	0	0.000%	0	0	0
UNC-CH	40073-329	Campus Fiber Optics Network	N/A	03/07/08	370,345	8.211%	0	0	0
UNC-CH	40073-330	Electrical System Improvements	N/A	08/31/06	36,067	0.800%	0	0	0
UNC-CH	40073-331	Infrastructure Improvements - Manning Steam Plant	626	11/01/07	422,109	9.358%	0	0	0
UNC-CH	40073-331	Infrastructure Improvements - Chiller Plant	230	11/01/07	149,390	3.312%	0	0	0
UNC-CH	40073-332	ITS Building, Manning Drive	625	12/01/06	0	0.000%	0	0	0
UNC-CH	40073-333	Land Acquisition	N/A	N/A	896	0.020%	0	0	0
UNC-CH	40073-334	440 West Franklin Street Building	454	11/01/05	61,500	1.363%	0	0	0
UNC-CH	40073-335	Wilson Hall Laboratory Renovation	046	11/01/06	0	0.000%	0	0	0
UNC-CH	40073-336	Memorial Hall - Renovation and A	027	06/01/05	0	0.000%	0	0	0

					64122				
Campus	Code/Item	Project	Bldg Number	Completion Date	64122 Bond Draws	Bond Draw Percentage	Allocated Interest		Total Interest
							Post Occupancy-Included	Pre Occupancy-Excluded	
UNC-CH	40073-337	RB House Library - Renovations	063	05/28/02	204,377	4.531%	0	0	0
UNC-CH	40073/49923	Total			4,510,580	100.000%	0	0	0
		UNC Grand Total			12,728,465		0	0	0
NCSU	40024-301	Coliseum Parking Deck (Reynolds Coliseum Parking Deck-Allocated based on FTE's)	Reynolds Coliseum Parking Deck-Allocated based on FTE's	10/14/2003	\$0	0.00000	\$0	\$0	\$0
NCSU	40024-304	Utility Plant (West Chiller Plant)	West Chiller Plant	6/10/2004	\$0	0.00000	\$0	\$0	\$0
NCSU	40074-301	Undergraduate Science Teaching Lab Phase I (all other phases note noted below)--(Mary Anne Fox Teaching Labs)	Mary Anne Fox Teaching Labs	1/9/2004	\$1,310,701	0.27185	\$0	\$0	\$0
NCSU	40074-301	Greenhouses -(Horticulture Headhouse, Horticulture Greenhouse A, Horticulture Greenhouse B)	Horticulture Headhouse, Horticulture Greenhouse A, Horticulture Greenhouse B	1/9/2004	\$16,637	0.00345	\$0	\$0	\$0
NCSU	40074-302	Withers Hall - Conversion from Laboratory to General Academic Use	Withers Hall	11/8/2006	\$0	0.00000	\$0	\$0	\$0
NCSU	40074-303	College of Engineering - Phase I-(Engineering Bldg I)	Engineering Bldg I	9/30/2004	\$544,864	0.11301	\$0	\$0	\$0
NCSU	40074-303	West Research Annex -(MAE West Research Annex)	MAE West Research Annex	3/10/2005	\$25,509	0.00529	\$0	\$0	\$0
NCSU	40074-304	College of Veterinary Medicine - Research Addition of Laboratories and Academic Space--(CVM Research Lab)	CVM Research Lab	3/25/2005	\$132,521	0.02749	\$0	\$0	\$0
NCSU	40074-305	College of Engineering - Phase II-(Engineering Bldg II)	Engineering Bldg II	8/3/2006	(\$347,437)	-0.07206	\$0	\$0	\$0
NCSU	40074-306	David Clark Laboratory - Comprehensive Renovation and Addition	David Clark Lab Addition	7/11/2005	\$17,642	0.00366	\$0	\$0	\$0

					64122				
Campus	Code/Item	Project	Bldg Number	Completion Date	64122 Bond Draws	Bond Draw Percentage	Allocated Interest		Total Interest
							Post Occupancy-Included	Pre Occupancy-Excluded	
NCSU	40074-306	Upfit of Flex Lab for Zoology temp space --(Flex Labs Bldg)	Flex Labs Bldg	6/24/2003	\$336	0.00007	\$0	\$0	\$0
NCSU	40074-307	Undergraduate Science Teaching Lab Phase II--(Mary Anne Fox Teaching Labs)	Mary Anne Fox Teaching Labs	1/9/2004	\$0	0.00000	\$0	\$0	\$0
NCSU	40074-308	South Gardner Hall Laboratory Building - Comprehensive Renovation	South Gardner Hall Addition	8/17/2007	\$0	0.00000	\$0	\$0	\$0
NCSU	40074-309	1911 Classroom Building - Comprehensive Renovation	1911 Classroom Bldg	1/29/2008	\$3,216	0.00067	\$0	\$0	\$0
NCSU	40074-310	Park Shops - Comprehensive Renovation and Conversion for General Academic use	Park Shops Bldg	2/27/2009	\$0	0.00000	\$0	\$0	\$0
NCSU	40074-311	Riddick Lab - Comprehensive Renovation and Conversion from Laboratory to Classroom Building	Riddick Labs Bldg	8/3/2007	\$2,849	0.00059	\$0	\$0	\$0
NCSU	40074-312	Math & Statistics Bldg	Math & Statistics Bldg	2/15/2009	\$0	0.00000	\$0	\$0	\$0
NCSU	40074-313	Clark Hall - Conversion from Infirmary to Student and Faculty Support Services	Clark Hall	2/14/2003	\$246,583	0.05114	\$0	\$0	\$0
NCSU	40074-314	Schaub Food Science Building - Comprehensive Renovation	Schaub Food Science Bldg	8/10/2005	\$17,517	0.00363	\$0	\$0	\$0
NCSU	40074-315	Williams Hall Building - Comprehensive Renovation	Williams Hall Bldg	6/6/2008	\$0	0.00000	\$0	\$0	\$0
NCSU	40074-315	Renovation to labs in Gardner Hall--(Gardner Hall)	Gardner Hall	3/7/2006	\$0	0.00000	\$0	\$0	\$0
NCSU	40074-315	Erosion Control-Infrastructure where direct relationship with a building cannot be made.		6/30/2010	\$0	0.00000	\$0	\$0	\$0
NCSU	40074-316	Polk Hall Building - Comprehensive Renovation	Polk Hall Bldg	6/13/2008	\$0	0.00000	\$0	\$0	\$0
NCSU	40074-317	Leazar Hall Building - Comprehensive Renovation	Leazar Hall Bldg	6/29/2006	\$6	0.00000	\$0	\$0	\$0
NCSU	40074-318	Daniels Hall Building - Phase I Comprehensive Renovation	Daniels Hall Bldg	4/27/2007	\$4,284	0.00089	\$0	\$0	\$0
NCSU	40074-319	Jordan Hall Lab and Classroom Building - Addition	Jordan Hall Addition Bldg	7/25/2007	\$0	0.00000	\$0	\$0	\$0
NCSU	40074-320	Library - Addition--(DH Hill Library)	DH Hill Library	3/30/2007		0.00000	\$0	\$0	\$0

					64122				
Campus	Code/Item	Project	Bldg Number	Completion Date	64122 Bond Draws	Bond Draw Percentage	Allocated Interest		Total Interest
							Post Occupancy-Included	Pre Occupancy-Excluded	
NCSU	40074-320	516 Brickhaven Upfit for swing space	516 Brickhave n Bldg	11/15/2004	\$0	0.00000	\$0	\$0	\$0
NCSU	40074-321	Admin Svcs III Building	Administrative Serv III Bldg	9/15/2004	\$0	0.00000	\$0	\$0	\$0
NCSU	40074-321	Admin Svcs II Renovation	Administrative Serv II Bldg	4/17/2007	\$0	0.00000	\$0	\$0	\$0
NCSU	40074-321	Visitor Center	Joyner Visitor Center	11/22/2005	\$0	0.00000	\$0	\$0	\$0
NCSU	40074-322	Reroof several buildings at Reedy Creek & Lake Wheeler Field Labs-- (Allocated to all University Field Lab Buildings at Reedy Creek and Lake Wheeler Roads)	Allocated to all University Field Lab Buildings at Reedy Creek and Lake Wheeler Roads	2/25/2008	\$10,217	0.00212	\$0	\$0	\$0
NCSU	40074-322	Mountain Horticulture Research & Ext Center, Fletcher, NC	Mountain Horticulture Research & Extension Center	7/9/2004	\$3,040	0.00063	\$0	\$0	\$0
NCSU	40074-322	Upper Piedmont Research Station, Reidsville, NC-- (Allocated to all NCSU Research Station Buildings in Reidsville, NC)	Allocated to all NCSU Research Station Buildings in Reidsville, NC	7/26/2004	\$9,116	0.00189	\$0	\$0	\$0
NCSU	40074-322	Sandhills Research Station, Jackson Springs, NC--(Allocated to all NCSU Research Station Buildings in Jackson Springs, NC)	Allocated to all NCSU Research Station Buildings in Jackson Springs, NC	4/1/2004	\$11,633	0.00241	\$0	\$0	\$0

					64122				
Campus	Code/Item	Project	Bldg Number	Completion Date	64122 Bond Draws	Bond Draw Percentage	Allocated Interest		Total Interest
							Post Occupancy-Included	Pre Occupancy-Excluded	
NCSU	40074-322	Lake Wheeler Rd Field Lab repairs--(Allocated to all University Field Lab Buildings at Lake Wheeler Road)	Allocated to all University Field Lab Buildings at Lake Wheeler Road	5/16/2004	\$17,181	0.00356	\$0	\$0	\$0
NCSU	40074-322	Central Crops Research Station, Clayton, NC--(Allocated to all NCSU Research Station Buildings in Clayton, NC)	Allocated to all NCSU Research Station Buildings in Clayton, NC	2/18/2004	\$2,039	0.00042	\$0	\$0	\$0
NCSU	40074-322	Horticultural Crops Research Station, Castle Hayne, NC--(Allocated to all NCSU Research Station Buildings in Castle Hayne, NC)	Allocated to all NCSU Research Station Buildings in Castle Hayne, NC	8/9/2004	\$5,186	0.00108	\$0	\$0	\$0
NCSU	40074-322	Pamlico Aquaculture Field Lab, Aurora, NC--(Allocated to all University Field Lab Buildings in Aurora, NC)	Allocated to all University Field Lab Buildings in Aurora, NC	12/1/2004	\$1,819	0.00038	\$0	\$0	\$0
NCSU	40074-322	Lake Wheeler Waste Training Education Bldg--(Waster Training Education Center)	Waste Training Education Center	11/28/2005	\$12,776	0.00265	\$0	\$0	\$0
NCSU	40074-322	New Shop Bldg at Lake Wheeler--(Shop Operations Bldg UFL 100)	Shop Operations UFL 100	5/31/2005	\$11,387	0.00236	\$0	\$0	\$0
NCSU	40074-323	Horticultural Classroom at Arboretum Education Center--(Ruby McSwain Education Center)	Ruby McSwain Education Center	8/19/2002	\$76,342	0.01583	\$0	\$0	\$0
NCSU	40074-324	Partners III	Partners III	12/3/2004	\$376,033	0.07799	\$0	\$0	\$0
NCSU	40074-324	Flex Building	Flex Bldg	3/6/2003	\$231,526	0.04802	\$0	\$0	\$0
NCSU	40074-324	Environmental Research Lab (Broughton Hall)	Broughton Hall	11/11/2005	\$61,664	0.01279	\$0	\$0	\$0

					64122				
Campus	Code/Item	Project	Bldg Number	Completion Date	64122 Bond Draws	Bond Draw Percentage	Allocated Interest		Total Interest
							Post Occupancy-Included	Pre Occupancy-Excluded	
NCSU	40074-325	Public Safety Facility	Public Safety Facility	7/23/2004	\$14,236	0.00295	\$0	\$0	\$0
NCSU	40074-326	College of Veterinary Medicine - Mechanical and Electrical System Improvements--(CVM Main Bldg)	CVM Main Bldg	9/30/2008	\$0	0.00000	\$0	\$0	\$0
NCSU	40074-327	Technology Infrastructure Expansion--(Scott Hall)	Scott Hall	7/1/2003	\$1,823	0.00038	\$0	\$0	\$0
NCSU	40074-327	Technology Infrastructure Expansion-(Pulp & Paper Labs)	Pulp & Paper Lab Bldg	6/1/2003	\$510	0.00011	\$0	\$0	\$0
NCSU	40074-327	Technology Infrastructure Expansion-(Burlington Labs)	Burlington Labs	2/1/2004	\$3,025	0.00063	\$0	\$0	\$0
NCSU	40074-327	Technology Infrastructure Expansion-(College of Textiles Bldg)	College of Textiles Bldg	7/1/2005	\$7,107	0.00147	\$0	\$0	\$0
NCSU	40074-327	Technology Infrastructure Expansion-(Page Hall)	Page Hall	11/1/2004	\$1,884	0.00039	\$0	\$0	\$0
NCSU	40074-327	Technology Infrastructure Expansion-(Poe Hall)	Poe Hall	4/1/2006	\$5,714	0.00119	\$0	\$0	\$0
NCSU	40074-327	Technology Infrastructure Expansion-(Peele Hall)	Peele Hall	9/1/2005	\$1,681	0.00035	\$0	\$0	\$0
NCSU	40074-327	Technology Infrastructure Expansion-(Research I Bldg)	Research I Bldg	3/1/2006	\$1,290	0.00027	\$0	\$0	\$0
NCSU	40074-327	Technology Infrastructure Expansion-(Joyner Visitor Center)	Joyner Visitor Center	7/1/2005	\$175	0.00004	\$0	\$0	\$0
NCSU	40074-328	Chilled Water Central Plant-North Campus-(Cates Steam Plant)	Cates Steam Plant	5/25/2006	\$351,575	0.07292	\$0	\$0	\$0
NCSU	40074-328	Chilled Water Central Plant-(Yarborough Plant)	Yarborough Steam Plant	6/16/2005	\$671,482	0.13927	\$0	\$0	\$0
NCSU	40074-328	Transfer to Sullivan I-(Motor Pool Bldg)	Motor Pool	1/31/2004	\$3,700	0.00077	\$0	\$0	\$0

					64122				
Campus	Code/Item	Project	Bldg Number	Completion Date	64122 Bond Draws	Bond Draw Percentage	Allocated Interest		Total Interest
							Post Occupancy-Included	Pre Occupancy-Excluded	
NCSU	40074-330	Steam Distribution & Capacity Improvements-(Admin. Services I Bldg, Admin. Services II Bldg, Admin. Services III Bldg, Public Safety Bldg & all of Wolf Village Housing)	Admin. Services I Bldg, Admin. Services II Bldg, Admin. Services III Bldg, Public Safety Bldg and all of Wolf Village Housing	1/21/2004	\$19,329	0.00401	\$0	\$0	\$0
NCSU	40074-330	Repairs to Varsity Drive - (Infrastructure costs where the direct relationship to specific buildings cannot be made)	Infrastructure costs where the direct relationship to specific buildings cannot be made.	9/30/2003	\$1,024	0.00021	\$0	\$0	\$0

					64122				
Campus	Code/Item	Project	Bldg Number	Completion Date	64122 Bond Draws	Bond Draw Percentage	Allocated Interest		Total Interest
							Post Occupancy-Included	Pre Occupancy-Excluded	
NCSU	40074-330	Steam Distribution & Capacity Improvements-(Allocate to all Bldgs on North Campus)	Allocated to all Bldgs on North Campus	2/16/2005	\$11,657	0.00242	\$0	\$0	\$0
NCSU	40074-330	Steam Distribution & Capacity Improvements-(Daniels Hall)	Daniels Hall Bldg	6/27/2006	\$4,100	0.00085	\$0	\$0	\$0
NCSU	40074-330	Ph IV Replace HPS headers NW campus. To improve Water Pressure on North Campus Buildings for fire sprinkler systems-(Allocated to all Bldgs on North Campus)	Allocated to all Bldgs on North Campus	6/15/2005	\$9,664	0.00200	\$0	\$0	\$0
NCSU	40074-331	Booster Station-(Infrastructure costs where the direct relationship to specific buildings cannot be made)	Infrastructure costs where the direct relationship to specific buildings cannot be made.	9/13/2006	\$2,341	0.00049	\$0	\$0	\$0
NCSU	40074-331	Temp Booster Station on Sullivan-(Infrastructure costs where the direct relationship to specific buildings cannot be made)	Infrastructure costs where the direct relationship to specific buildings cannot be made.	11/15/2004	\$789	0.00016	\$0	\$0	\$0
NCSU	40074-331	Wayfinding Signage campus wide-(Infrastructure costs where the direct relationship to specific buildings cannot be made)	Infrastructure costs where the direct relationship to specific buildings cannot be made.	5/19/2006	\$1,701	0.00035	\$0	\$0	\$0

					64122				
Campus	Code/Item	Project	Bldg Number	Completion Date	64122 Bond Draws	Bond Draw Percentage	Allocated Interest		Total Interest
							Post Occupancy-Included	Pre Occupancy-Excluded	
NCSU	40074-331	Sewer fix for Quad Halls- (Infrastructure costs where the direct relationship to specific buildings cannot be made)	Infrastructure costs						
			where the direct relationship to specific buildings cannot be made.	10/13/2005	\$370	0.00008	\$0	\$0	\$0

					64122				
Campus	Code/Item	Project	Bldg Number	Completion Date	64122 Bond Draws	Bond Draw Percentage	Allocated Interest		Total Interest
							Post Occupancy-Included	Pre Occupancy-Excluded	
NCSU	40074-331	Ph I Water Improv Holliday & Method Rd-(Infrastructure costs where the direct relationship to specific buildings cannot be made)	Infrastructure costs where the direct relationship to specific buildings cannot be made.	3/8/2004	\$1,274	0.00026	\$0	\$0	\$0
NCSU	40074-331	Ph II Water Improv valve boxes-(Infrastructure costs where the direct relationship to specific buildings cannot be made)	Infrastructure costs where the direct relationship to specific buildings cannot be made.	12/31/2003	\$482	0.00010	\$0	\$0	\$0
NCSU	40074-331	Ph III Water Improv Method Rd-(Infrastructure costs where the direct relationship to specific buildings cannot be made)	Infrastructure costs where the direct relationship to specific buildings cannot be made.	3/1/2006	\$122	0.00003	\$0	\$0	\$0
NCSU	40074-331	Ph IV Waterline along Thurman-(Infrastructure costs where the direct relationship to specific buildings cannot be made)	Infrastructure costs where the direct relationship to specific buildings cannot be made.	8/13/2004	\$437	0.00009	\$0	\$0	\$0
NCSU	40074-331	Pedestrian Tunnel-(Allocated based on FTE's)	Allocated based on FTE	8/22/2006	\$7,834	0.00162	\$0	\$0	\$0

					64122				
Campus	Code/Item	Project	Bldg Number	Completion Date	64122 Bond Draws	Bond Draw Percentage	Allocated Interest		Total Interest
							Post Occupancy-Included	Pre Occupancy-Excluded	
NCSU	40074-332	College of Veterinary Medicine Infrastructure-(CVM Research Bldg)	CVM Research						
			Building-Infrastructure costs for running Steam, Water, Electric lines to the new CVM Research building	1/21/2005	\$83,808	0.01738	\$0	\$0	\$0
NCSU	40074-333	Centennial Campus - Infrastructure Utility Plant-(Centennial Campus Utility Plant)	Centennial Campus Utility Plant	8/11/2004	\$0	0.00000	\$0	\$0	\$0
NCSU	40074-334	Land Acquisition-(Land Only-No Associated Bldg)	Land Only-No Associated Building	8/23/2004	\$350	0.00007	\$0	\$0	\$0
NCSU	40074-335	College of Veterinary Medicine - Research Addition of Labs and Academic Space-(CVM Research Bldg)	CVM Research Bldg	3/25/2005	\$0	0.00000	\$0	\$0	\$0
NCSU	40074-336	College of Engineering Complex Planning-(Engineering Bldg I)	Engineering Bldg I	9/30/2004	\$0	0.00000	\$0	\$0	\$0
NCSU	40074-337	Animal and Food Science Facilities-(Swine Bldg, Poultry Holding Bldg, Poultry Teaching Bldg)	Swine Bldg, Poultry Holding Bldg, Poultry Teaching Bldg	11/8/2006	\$0	0.00000	\$0	\$0	\$0

					64122				
Campus	Code/Item	Project	Bldg Number	Completion Date	64122 Bond Draws	Bond Draw Percentage	Allocated Interest		Total Interest
							Post Occupancy-Included	Pre Occupancy-Excluded	
NCSU	40074-338	Research and Teaching Feed Mill	Research & Teaching Feed Mill	9/30/2003	\$48,756	0.01011	\$0	\$0	\$0
NCSU	40074-339	Undergraduate Science Teaching Lab - Phase I-(Mary Ann Fox Teaching Lab Bldg)	Mary Ann Fox Teaching Lab Bldg	1/9/2004	\$0	0.00000	\$0	\$0	\$0
NCSU	40074-340	Lake Wheeler Rd Field Lab-(Beef Education Unit)	Beef Education Unit Bldg	11/25/2002	\$307,073	0.06369	\$0	\$0	\$0
NCSU	40074-340	Land Acquisition-(Land Only-No Associated Bldg)	Land Only-No Associated Building	7/22/2004	\$304,252	0.06311	\$0	\$0	\$0
NCSU	40074-350	Relocate autoclave from Flex Lab to Polk-(Polk Hall)	Polk Hall Bldg	8/22/2008	\$659	0.00014	\$0	\$0	\$0
NCSU	40074-350	Upfit Mods in Flex Bldg for Crop & Soil Sci-(Flex Bldg)	Flex Bldg	3/8/2006	\$17,611	0.00365	\$0	\$0	\$0
NCSU	40074-350	Upfit Mod for Food Sci in Flex Bldg-(Flex Bldg)	Flex Bldg	5/10/2004	\$10,934	0.00227	\$0	\$0	\$0
NCSU	40074-350	Upfit mod for ECE in Flex Bldg-(Flex Bldg)	Flex Bldg	10/9/2003	\$4,898	0.00102	\$0	\$0	\$0
NCSU	40074-350	Balance for salaries/misc costs-(Salary Costs-No Associated Bldg)	Salary costs-No Associated Building	NA	\$63,332	0.01314	\$0	\$0	\$0
NCSU	40074-360	Inflation Reserve-(No Associated Bldg)	Inflation Reserve-No Associated Building	NA	\$0	0.00000	\$0	\$0	\$0
NCSU	40124-312	Sullivan Drive Shops Replacement Building-(Motor Pool Bldg)	Motor Pool	1/12/2006	\$0	0.00000	\$0	\$0	\$0
NCSU	49624-302	4-H Environmental Education Center (Tyrell County)	Tyrell County 4-H Education Center	12/15/2001	\$49,152	0.01019	\$0	\$0	\$0
		NCSU GRAND TOTALS			\$4,821,338	1.00000	\$0	\$0	\$0
		GRAND TOTALS - BOTH CAMPUSES			\$17,549,803	\$1	\$0	\$0	\$0

					64124				
Campus	Code/Item	Project	Bldg Number	Completion Date	64124 Bond Draws	Bond Draw Percentage	Allocated Interest	Allocated Interest	Total Interest
							Post Occupancy-Included	Pre Occupancy-Excluded	
UNC-CH Hlth	40072-301	School of Medicine - Bondurant Hall	206	04/14/06	111,709	1.287%	0	0	0
UNC-CH Hlth	40072-302	Health Sciences Library - Renovation	223	11/01/04	453,069	5.219%	0	0	0
UNC-CH Hlth	40072-303	School of Dentistry Building - Renovation	209	06/04/04	391,250	4.507%	0	0	0
UNC-CH Hlth	40072-304	Rosenau Hall Laboratory Building - Comprehensive Renovation	201	08/01/08	0	0.000%	0	0	0
UNC-CH Hlth	40072-305	Brauer Hall - Renovation & Dental Clinic	211	01/01/07	42,300	0.487%	0	0	0
UNC-CH Hlth	40072-306	Burnett Womack Building Research Laboratory - Comprehensive Renovation	229	11/01/06	154,754	1.783%	0	0	0
UNC-CH Hlth	40072-307	Berryhill Hall Laboratory Building - Comprehensive Renovation	219	10/01/08	0	0.000%	0	0	0
UNC-CH Hlth	40072-308	Beard Hall Classroom and Laboratory Building - Comprehensive Renovation	200	09/01/07	0	0.000%	0	0	0
UNC-CH Hlth	40072-309	Teaching Research Bldg - School of PH	358	02/01/05	1,158,424	13.345%	0	0	0
UNC-CH Hlth	40072-310	Carrington Hall - for School of Nursing	214	03/10/05	791,720	9.120%	0	0	0
UNC-CH Hlth	40072-311	Medical Biomolecular - Research Bldg	247	03/01/03	5,577,615	64.252%	0	0	0
UNC-CH Hlth	40072-312	Community Health Bldg - Consolidation	206	04/14/06	0	0.000%	0	0	0
UNC-CH Hlth	40072-313	Carolina Living and Learning Center	371	04/13/02	0	0.000%	0	0	0
UNC-CH Hlth	40072	Total			8,680,842	100.000%	0	0	0
UNC-CH	40073-301	Science Complex-Phase I Chapman Hall	087	10/01/06	431,480	5.751%	0	0	0
UNC-CH	40073-301	Science Complex-Phase I Caudill Lab	086	10/01/06	506,438	6.751%	0	0	0
UNC-CH	40073-302	Science Complex - Phase II Kenan Labs	069	05/01/08	0	0.000%	0	0	0
UNC-CH	40073-302	Science Complex - Phase II Sitterson Hall	083	05/01/08	0	0.000%	0	0	0
UNC-CH	40073-303	Murphey Hall Bldg - Renovation	030	12/27/02	1,793,056	23.901%	0	0	0
UNC-CH	40073-304	New West Bldg - Renovation	035	06/01/06	0	0.000%	0	0	0
UNC-CH	40073-305	Steele Building - Renovation	050	08/01/08	0	0.000%	0	0	0
UNC-CH	40073-306	Saunders Hall Bldg - Renovation	043	10/18/04	19,800	0.264%	0	0	0
UNC-CH	40073-307	Peabody Hall Bldg - Renovation	037	01/09/04	1,089,503	14.523%	0	0	0
UNC-CH	40073-308	Memorial Hall Renovation and Addition	027	05/01/05	536,712	7.154%	0	0	0
UNC-CH	40073-309	Smith Hall - Comprehensive Renovation	128	08/01/07	0	0.000%	0	0	0

					64124				
Campus	Code/Item	Project	Bldg Number	Completion Date	64124 Bond Draws	Bond Draw Percentage	Allocated Interest	Allocated Interest	Total Interest
							Post Occupancy-Included	Pre Occupancy-Excluded	
UNC-CH	40073-310	Institute of Marine Sciences Renovation - Morehead City	000	03/01/04	1,600	0.021%	0	0	0
UNC-CH	40073-311	Hamilton Hall - Renovation		08/01/07	0	0.000%	0	0	0
UNC-CH	40073-312	Gerrard Hall Bldg - Renovation	018	10/31/07	0	0.000%	0	0	0
UNC-CH	40073-313	Caldwell Hall - Renovation	009	11/21/02	0	0.000%	0	0	0
UNC-CH	40073-313	Howell Hall - Renovation	021	11/21/02	0	0.000%	0	0	0
UNC-CH	40073-314	Coker Hall Renovation	010	12/01/05	0	0.000%	0	0	0
UNC-CH	40073-314	Mitchell Hall Renovation	029	10/01/07	0	0.000%	0	0	0
UNC-CH	40073-315	Hanes Hall Renovation	019	07/24/08	3,587	0.048%	0	0	0
UNC-CH	40073-315	Manning Hall Renovation	026	07/27/07	192	0.003%	0	0	0
UNC-CH	40073-315	Alumni Building Renovation	004	01/09/04	1,221	0.016%	0	0	0
UNC-CH	40073-316	Woollen Gym Renovation	047	08/13/04	5,534	0.074%	0	0	0
UNC-CH	40073-316	Fetzer Gym Renovation	468	07/01/06	5,566	0.074%	0	0	0
UNC-CH	40073-317	Greenlaw Hall - Renovation	066	08/01/07	0	0.000%	0	0	0
UNC-CH	40073-318	Phillips Hall - Renovation	039	02/07/05	10,025	0.134%	0	0	0
UNC-CH	40073-319	Hill Hall Renovation	020	12/01/05	0	0.000%	0	0	0
UNC-CH	40073-319	Davie Hall Renovation	013	12/01/05	0	0.000%	0	0	0
UNC-CH	40073-320	Global Education	093	01/01/07	0	0.000%	0	0	0
UNC-CH	40073-321	College of Arts and Sciences - Digital Multimedia Instructional Center and Music Library	088	10/19/08	97,366	1.298%	0	0	0
UNC-CH	40073-322	School of Medicine - Bioinformatics Bldg	248	11/02/02	0	0.000%	0	0	0
UNC-CH	40073-323	Environmental Health & Safety	649	09/01/07	43,459	0.579%	0	0	0
UNC-CH	40073-323	Horney Annex	477	09/01/07	28,169	0.375%	0	0	0
UNC-CH	40073-323	Service Station	169	09/01/07	11,787	0.157%	0	0	0
UNC-CH	40073-324	Student & Academic Services North	091	08/01/07	0	0.000%	0	0	0
UNC-CH	40073-324	Student & Academic Services South	092	08/01/07	0	0.000%	0	0	0
UNC-CH	40073-325	Storm Drainage Improvements	N/A	09/01/07	132,344	1.764%	0	0	0
UNC-CH	40073-326	Cogeneration Facility - Back Pressure Turbine Generator	147	07/01/07	0	0.000%	0	0	0
UNC-CH	49923-307	Steam Distribution System Replacement	N/A	05/30/03	2,070,566	27.600%	0	0	0
UNC-CH	40073-328	Upgrade Campus Energy Management and Control System	N/A	11/01/08	75,394	1.005%	0	0	0
UNC-CH	40073-329	Campus Fiber Optics Network	N/A	03/07/08	188,755	2.516%	0	0	0
UNC-CH	40073-330	Electrical System Improvements	N/A	08/31/06	17,303	0.231%	0	0	0
UNC-CH	40073-331	Infrastructure Improvements - Manning Steam Plant	626	11/01/07	313,121	4.174%	0	0	0
UNC-CH	40073-331	Infrastructure Improvements - Chiller Plant	230	11/01/07	110,818	1.477%	0	0	0
UNC-CH	40073-332	ITS Building, Manning Drive	625	12/01/06	0	0.000%	0	0	0
UNC-CH	40073-333	Land Acquisition	N/A	N/A	0	0.000%	0	0	0
UNC-CH	40073-334	440 West Franklin Street Building	454	11/01/05	4,229	0.056%	0	0	0
UNC-CH	40073-335	Wilson Hall Laboratory Renovation	046	11/01/06	0	0.000%	0	0	0
UNC-CH	40073-336	Memorial Hall - Renovation and A	027	06/01/05	0	0.000%	0	0	0

					64124				
Campus	Code/Item	Project	Bldg Number	Completion Date	64124 Bond Draws	Bond Draw Percentage	Allocated Interest		Total Interest
							Post Occupancy-Included	Pre Occupancy-Excluded	
UNC-CH	40073-337	RB House Library - Renovations	063	05/28/02	4,078	0.054%	0	0	0
UNC-CH	40073/49923	Total			7,502,103	100.000%	0	0	0
		UNC Grand Total			16,182,945		0	0	0
NCSU	40024-301	Coliseum Parking Deck (Reynolds Coliseum Parking Deck-Allocated based on FTE's)	Reynolds Coliseum Parking Deck-Allocated based on FTE's	10/14/2003	\$978,239	0.10872	\$0	\$0	\$0
NCSU	40024-304	Utility Plant (West Chiller Plant)	West Chiller Plant	6/10/2004	\$0	0.00000	\$0	\$0	\$0
NCSU	40074-301	Undergraduate Science Teaching Lab Phase I (all other phases note noted below)--(Mary Anne Fox Teaching Labs)	Mary Anne Fox Teaching Labs	1/9/2004	\$2,054,827	0.22836	\$0	\$0	\$0
NCSU	40074-301	Greenhouses -(Horticulture Headhouse, Horticulture Greenhouse A, Horticulture Greenhouse B)	Horticulture Headhouse, Horticulture Greenhouse A, Horticulture Greenhouse B	1/9/2004	\$26,082	0.00290	\$0	\$0	\$0
NCSU	40074-302	Withers Hall - Conversion from Laboratory to General Academic Use	Withers Hall	11/8/2006	\$0	0.00000	\$0	\$0	\$0
NCSU	40074-303	College of Engineering - Phase I-(Engineering Bldg I)	Engineering Bldg I	9/30/2004	\$1,151,490	0.12797	\$0	\$0	\$0
NCSU	40074-303	West Research Annex -(MAE West Research Annex)	MAE West Research Annex	3/10/2005	\$53,910	0.00599	\$0	\$0	\$0
NCSU	40074-304	College of Veterinary Medicine - Research Addition of Laboratories and Academic Space--(CVM Research Lab)	CVM Research Lab	3/25/2005	\$143,413	0.01594	\$0	\$0	\$0
NCSU	40074-305	College of Engineering - Phase II-(Engineering Bldg II)	Engineering Bldg II	8/3/2006	\$384	0.00004	\$0	\$0	\$0
NCSU	40074-306	David Clark Laboratory - Comprehensive Renovation and Addition	David Clark Lab Addition	7/11/2005	\$57,198	0.00636	\$0	\$0	\$0

					64124				
Campus	Code/Item	Project	Bldg Number	Completion Date	64124 Bond Draws	Bond Draw Percentage	Allocated Interest		Total Interest
							Post Occupancy-Included	Pre Occupancy-Excluded	
NCSU	40074-306	Upfit of Flex Lab for Zoology temp space --(Flex Labs Bldg)	Flex Labs Bldg	6/24/2003	\$1,089	0.00012	\$0	\$0	\$0
NCSU	40074-307	Undergraduate Science Teaching Lab Phase II--(Mary Anne Fox Teaching Labs)	Mary Anne Fox Teaching Labs	1/9/2004	\$0	0.00000	\$0	\$0	\$0
NCSU	40074-308	South Gardner Hall Laboratory Building - Comprehensive Renovation	South Gardner Hall Addition	8/17/2007	\$0	0.00000	\$0	\$0	\$0
NCSU	40074-309	1911 Classroom Building - Comprehensive Renovation	1911 Classroom Bldg	1/29/2008	\$10	0.00000	\$0	\$0	\$0
NCSU	40074-310	Park Shops - Comprehensive Renovation and Conversion for General Academic use	Park Shops Bldg	2/27/2009	\$0	0.00000	\$0	\$0	\$0
NCSU	40074-311	Riddick Lab - Comprehensive Renovation and Conversion from Laboratory to Classroom Building	Riddick Labs Bldg	8/3/2007	\$1,129	0.00013	\$0	\$0	\$0
NCSU	40074-312	Math & Statistics Bldg	Math & Statistics Bldg	2/15/2009	\$0	0.00000	\$0	\$0	\$0
NCSU	40074-313	Clark Hall - Conversion from Infirmary to Student and Faculty Support Services	Clark Hall	2/14/2003	\$215,172	0.02391	\$0	\$0	\$0
NCSU	40074-314	Schaub Food Science Building - Comprehensive Renovation	Schaub Food Science Bldg	8/10/2005	\$70	0.00001	\$0	\$0	\$0
NCSU	40074-315	Williams Hall Building - Comprehensive Renovation	Williams Hall Bldg	6/6/2008	\$0	0.00000	\$0	\$0	\$0
NCSU	40074-315	Renovation to labs in Gardner Hall--(Gardner Hall)	Gardner Hall	3/7/2006	\$0	0.00000	\$0	\$0	\$0
NCSU	40074-315	Erosion Control-Infrastructure where direct relationship with a building cannot be made.		6/30/2010	\$0	0.00000	\$0	\$0	\$0
NCSU	40074-316	Polk Hall Building - Comprehensive Renovation	Polk Hall Bldg	6/13/2008	\$0	0.00000	\$0	\$0	\$0
NCSU	40074-317	Leazar Hall Building - Comprehensive Renovation	Leazar Hall Bldg	6/29/2006	\$0	0.00000	\$0	\$0	\$0
NCSU	40074-318	Daniels Hall Building - Phase I Comprehensive Renovation	Daniels Hall Bldg	4/27/2007	\$16,450	0.00183	\$0	\$0	\$0
NCSU	40074-319	Jordan Hall Lab and Classroom Building - Addition	Jordan Hall Addition Bldg	7/25/2007	\$16,703	0.00186	\$0	\$0	\$0
NCSU	40074-320	Library - Addition--(DH Hill Library)	DH Hill Library	3/30/2007	\$0	0.00000	\$0	\$0	\$0

					64124				
Campus	Code/Item	Project	Bldg Number	Completion Date	64124 Bond Draws	Bond Draw Percentage	Allocated Interest		Total Interest
							Post Occupancy-Included	Pre Occupancy-Excluded	
NCSU	40074-320	516 Brickhaven Upfit for swing space	516 Brickhave n Bldg	11/15/2004	\$0	0.00000	\$0	\$0	\$0
NCSU	40074-321	Admin Svcs III Building	Administra tive Serv III Bldg	9/15/2004	\$0	0.00000	\$0	\$0	\$0
NCSU	40074-321	Admin Svcs II Renovation	Administra tive Serv II Bldg	4/17/2007	\$0	0.00000	\$0	\$0	\$0
NCSU	40074-321	Visitor Center	Joyner Visitor Center	11/22/2005	\$0	0.00000	\$0	\$0	\$0
NCSU	40074-322	Reroof several buildings at Reedy Creek & Lake Wheeler Field Labs-- (Allocated to all University Field Lab Buildings at Reedy Creek and Lake Wheeler Roads)	Allocated to all University Field Lab Buildings at Reedy Creek and Lake Wheeler Roads	2/25/2008	\$7,555	0.00084	\$0	\$0	\$0
NCSU	40074-322	Mountain Horticulture Research & Ext Center, Fletcher, NC	Mountain Horticul ture Research & Extension Center	7/9/2004	\$2,248	0.00025	\$0	\$0	\$0
NCSU	40074-322	Upper Piedmont Research Station, Reidsville, NC-- (Allocated to all NCSU Research Station Buildings in Reidsville, NC)	Allocated to all NCSU Research Station Buildings in Reidsville, NC	7/26/2004	\$6,741	0.00075	\$0	\$0	\$0
NCSU	40074-322	Sandhills Research Station, Jackson Springs, NC--(Allocated to all NCSU Research Station Buildings in Jackson Springs, NC)	Allocated to all NCSU Research Station Buildings in Jackson Springs, NC	4/1/2004	\$8,603	0.00096	\$0	\$0	\$0

					64124				
Campus	Code/Item	Project	Bldg Number	Completion Date	64124 Bond Draws	Bond Draw Percentage	Allocated Interest		Total Interest
							Post Occupancy-Included	Pre Occupancy-Excluded	
NCSU	40074-322	Lake Wheeler Rd Field Lab repairs--(Allocated to all University Field Lab Buildings at Lake Wheeler Road)	Allocated to all University Field Lab Buildings at Lake Wheeler Road	5/16/2004	\$12,705	0.00141	\$0	\$0	\$0
NCSU	40074-322	Central Crops Research Station, Clayton, NC--(Allocated to all NCSU Research Station Buildings in Clayton, NC)	Allocated to all NCSU Research Station Buildings in Clayton, NC	2/18/2004	\$1,508	0.00017	\$0	\$0	\$0
NCSU	40074-322	Horticultural Crops Research Station, Castle Hayne, NC--(Allocated to all NCSU Research Station Buildings in Castle Hayne, NC)	Allocated to all NCSU Research Station Buildings in Castle Hayne, NC	8/9/2004	\$3,835	0.00043	\$0	\$0	\$0
NCSU	40074-322	Pamlico Aquaculture Field Lab, Aurora, NC--(Allocated to all University Field Lab Buildings in Aurora, NC)	Allocated to all University Field Lab Buildings in Aurora, NC	12/1/2004	\$1,345	0.00015	\$0	\$0	\$0
NCSU	40074-322	Lake Wheeler Waste Training Education Bldg--(Waster Training Education Center)	Waste Training Education Center	11/28/2005	\$9,447	0.00105	\$0	\$0	\$0
NCSU	40074-322	New Shop Bldg at Lake Wheeler--(Shop Operations Bldg UFL 100)	Shop Operations UFL 100	5/31/2005	\$8,420	0.00094	\$0	\$0	\$0
NCSU	40074-323	Horticultural Classroom at Arboretum Education Center--(Ruby McSwain Education Center)	Ruby McSwain Education Center	8/19/2002	\$13,294	0.00148	\$0	\$0	\$0
NCSU	40074-324	Partners III	Partners III	12/3/2004	\$1,074,730	0.11944	\$0	\$0	\$0
NCSU	40074-324	Flex Building	Flex Bldg	3/6/2003	\$661,717	0.07354	\$0	\$0	\$0
NCSU	40074-324	Environmental Research Lab (Broughton Hall)	Broughton Hall	11/11/2005	\$176,239	0.01959	\$0	\$0	\$0

						64124			
Campus	Code/Item	Project	Bldg Number	Completion Date	64124 Bond Draws	Bond Draw Percentage	Allocated Interest		Total Interest
							Post Occupancy-Included	Pre Occupancy-Excluded	
NCSU	40074-325	Public Safety Facility	Public Safety Facility	7/23/2004	\$23,388	0.00260	\$0	\$0	\$0
NCSU	40074-326	College of Veterinary Medicine - Mechanical and Electrical System Improvements--(CVM Main Bldg)	CVM Main Bldg	9/30/2008	\$56,609	0.00629	\$0	\$0	\$0
NCSU	40074-327	Technology Infrastructure Expansion--(Scott Hall)	Scott Hall	7/1/2003	\$5,303	0.00059	\$0	\$0	\$0
NCSU	40074-327	Technology Infrastructure Expansion-(Pulp & Paper Labs)	Pulp & Paper Lab Bldg	6/1/2003	\$1,483	0.00016	\$0	\$0	\$0
NCSU	40074-327	Technology Infrastructure Expansion-(Burlington Labs)	Burlington Labs	2/1/2004	\$8,801	0.00098	\$0	\$0	\$0
NCSU	40074-327	Technology Infrastructure Expansion-(College of Textiles Bldg)	College of Textiles Bldg	7/1/2005	\$20,677	0.00230	\$0	\$0	\$0
NCSU	40074-327	Technology Infrastructure Expansion-(Page Hall)	Page Hall	11/1/2004	\$5,482	0.00061	\$0	\$0	\$0
NCSU	40074-327	Technology Infrastructure Expansion-(Poe Hall)	Poe Hall	4/1/2006	\$16,625	0.00185	\$0	\$0	\$0
NCSU	40074-327	Technology Infrastructure Expansion-(Peele Hall)	Peele Hall	9/1/2005	\$4,892	0.00054	\$0	\$0	\$0
NCSU	40074-327	Technology Infrastructure Expansion-(Research I Bldg)	Research I Bldg	3/1/2006	\$3,752	0.00042	\$0	\$0	\$0
NCSU	40074-327	Technology Infrastructure Expansion-(Joyner Visitor Center)	Joyner Visitor Center	7/1/2005	\$509	0.00006	\$0	\$0	\$0
NCSU	40074-328	Chilled Water Central Plant-North Campus-(Cates Steam Plant)	Cates Steam Plant	5/25/2006	\$71,481	0.00794	\$0	\$0	\$0
NCSU	40074-328	Chilled Water Central Plant-(Yarborough Plant)	Yarborough Steam Plant	6/16/2005	\$136,523	0.01517	\$0	\$0	\$0
NCSU	40074-328	Transfer to Sullivan I-(Motor Pool Bldg)	Motor Pool	1/31/2004	\$752	0.00008	\$0	\$0	\$0

						64124				
Campus	Code/Item	Project	Bldg Number	Completion Date	64124 Bond Draws	Bond Draw Percentage	Allocated Interest		Total Interest	
							Post Occupancy-Included	Pre Occupancy-Excluded		
NCSU	40074-330	Steam Distribution & Capacity Improvements-(Admin. Services I Bldg, Admin. Services II Bldg, Admin. Services III Bldg, Public Safety Bldg & all of Wolf Village Housing)	Admin. Services I Bldg, Admin. Services II Bldg, Admin. Services III Bldg, Public Safety Bldg and all of Wolf Village Housing	1/21/2004	\$2,974	0.00033	\$0	\$0	\$0	
NCSU	40074-330	Repairs to Varsity Drive - (Infrastructure costs where the direct relationship to specific buildings cannot be made)	Infrastructure costs where the direct relationship to specific buildings cannot be made.	9/30/2003	\$158	0.00002	\$0	\$0	\$0	

					64124				
Campus	Code/Item	Project	Bldg Number	Completion Date	64124 Bond Draws	Bond Draw Percentage	Allocated Interest		Total Interest
							Post Occupancy-Included	Pre Occupancy-Excluded	
NCSU	40074-330	Steam Distribution & Capacity Improvements-(Allocate to all Bldgs on North Campus)	Allocated to all Bldgs on North Campus	2/16/2005	\$1,794	0.00020	\$0	\$0	\$0
NCSU	40074-330	Steam Distribution & Capacity Improvements-(Daniels Hall)	Daniels Hall Bldg	6/27/2006	\$631	0.00007	\$0	\$0	\$0
NCSU	40074-330	Ph IV Replace HPS headers NW campus. To improve Water Pressure on North Campus Buildings for fire sprinkler systems-(Allocated to all Bldgs on North Campus)	Allocated to all Bldgs on North Campus	6/15/2005	\$1,487	0.00017	\$0	\$0	\$0
NCSU	40074-331	Booster Station-(Infrastructure costs where the direct relationship to specific buildings cannot be made)	Infrastructure costs where the direct relationship to specific buildings cannot be made.	9/13/2006	\$620	0.00007	\$0	\$0	\$0
NCSU	40074-331	Temp Booster Station on Sullivan-(Infrastructure costs where the direct relationship to specific buildings cannot be made)	Infrastructure costs where the direct relationship to specific buildings cannot be made.	11/15/2004	\$209	0.00002	\$0	\$0	\$0
NCSU	40074-331	Wayfinding Signage campus wide-(Infrastructure costs where the direct relationship to specific buildings cannot be made)	Infrastructure costs where the direct relationship to specific buildings cannot be made.	5/19/2006	\$450	0.00005	\$0	\$0	\$0

					64124				
Campus	Code/Item	Project	Bldg Number	Completion Date	64124 Bond Draws	Bond Draw Percentage	Allocated Interest		Total Interest
							Post Occupancy-Included	Pre Occupancy-Excluded	
NCSU	40074-331	Sewer fix for Quad Halls- (Infrastructure costs where the direct relationship to specific buildings cannot be made)	Infrastructure costs						
			where the direct relationship to specific buildings cannot be made.	10/13/2005	\$98	0.00001	\$0	\$0	\$0

					64124				
Campus	Code/Item	Project	Bldg Number	Completion Date	64124 Bond Draws	Bond Draw Percentage	Allocated Interest		Total Interest
							Post Occupancy-Included	Pre Occupancy-Excluded	
NCSU	40074-331	Ph I Water Improv Holliday & Method Rd-(Infrastructure costs where the direct relationship to specific buildings cannot be made)	Infrastructure costs where the direct relationship to specific buildings cannot be made.	3/8/2004	\$337	0.00004	\$0	\$0	\$0
NCSU	40074-331	Ph II Water Improv valve boxes-(Infrastructure costs where the direct relationship to specific buildings cannot be made)	Infrastructure costs where the direct relationship to specific buildings cannot be made.	12/31/2003	\$128	0.00001	\$0	\$0	\$0
NCSU	40074-331	Ph III Water Improv Method Rd-(Infrastructure costs where the direct relationship to specific buildings cannot be made)	Infrastructure costs where the direct relationship to specific buildings cannot be made.	3/1/2006	\$32	0.00000	\$0	\$0	\$0
NCSU	40074-331	Ph IV Waterline along Thurman-(Infrastructure costs where the direct relationship to specific buildings cannot be made)	Infrastructure costs where the direct relationship to specific buildings cannot be made.	8/13/2004	\$116	0.00001	\$0	\$0	\$0
NCSU	40074-331	Pedestrian Tunnel-(Allocated based on FTE's)	Allocated based on FTE	8/22/2006	\$2,073	0.00023	\$0	\$0	\$0

					64124				
Campus	Code/Item	Project	Bldg Number	Completion Date	64124 Bond Draws	Bond Draw Percentage	Allocated Interest		Total Interest
							Post Occupancy-Included	Pre Occupancy-Excluded	
NCSU	40074-332	College of Veterinary Medicine Infrastructure-(CVM Research Bldg)	CVM Research Building-Infrastructure costs for running Steam, Water, Electric lines to the new CVM Research building	1/21/2005	\$44,131	0.00490	\$0	\$0	\$0
NCSU	40074-333	Centennial Campus - Infrastructure Utility Plant-(Centennial Campus Utility Plant)	Centennial Campus Utility Plant	8/11/2004	\$1,546,826	0.17191	\$0	\$0	\$0
NCSU	40074-334	Land Acquisition-(Land Only-No Associated Bldg)	Land Only-No Associated Building	8/23/2004	\$13,970	0.00155	\$0	\$0	\$0
NCSU	40074-335	College of Veterinary Medicine - Research Addition of Labs and Academic Space-(CVM Research Bldg)	CVM Research Bldg	3/25/2005	\$0	0.00000	\$0	\$0	\$0
NCSU	40074-336	College of Engineering Complex Planning-(Engineering Bldg I)	Engineering Bldg I	9/30/2004	\$0	0.00000	\$0	\$0	\$0
NCSU	40074-337	Animal and Food Science Facilities-(Swine Bldg, Poultry Holding Bldg, Poultry Teaching Bldg)	Swine Bldg, Poultry Holding Bldg, Poultry Teaching Bldg	11/8/2006	\$0	0.00000	\$0	\$0	\$0

					64124				
Campus	Code/Item	Project	Bldg Number	Completion Date	64124 Bond Draws	Bond Draw Percentage	Allocated Interest		Total Interest
							Post Occupancy-Included	Pre Occupancy-Excluded	
NCSU	40074-338	Research and Teaching Feed Mill	Research & Teaching Feed Mill	9/30/2003	\$696	0.00008	\$0	\$0	\$0
NCSU	40074-339	Undergraduate Science Teaching Lab - Phase I-(Mary Ann Fox Teaching Lab Bldg)	Mary Ann Fox Teaching Lab Bldg	1/9/2004	\$0	0.00000	\$0	\$0	\$0
NCSU	40074-340	Lake Wheeler Rd Field Lab-(Beef Education Unit)	Beef Education Unit Bldg	11/25/2002	\$76,139	0.00846	\$0	\$0	\$0
NCSU	40074-340	Land Acquisition-(Land Only-No Associated Bldg)	Land Only-No Associated Building	7/22/2004	\$75,439	0.00838	\$0	\$0	\$0
NCSU	40074-350	Relocate autoclave from Flex Lab to Polk-(Polk Hall)	Polk Hall Bldg	8/22/2008	\$1,140	0.00013	\$0	\$0	\$0
NCSU	40074-350	Upfit Mods in Flex Bldg for Crop & Soil Sci-(Flex Bldg)	Flex Bldg	3/8/2006	\$30,521	0.00339	\$0	\$0	\$0
NCSU	40074-350	Upfit Mod for Food Sci in Flex Bldg-(Flex Bldg)	Flex Bldg	5/10/2004	\$18,950	0.00211	\$0	\$0	\$0
NCSU	40074-350	Upfit mod for ECE in Flex Bldg-(Flex Bldg)	Flex Bldg	10/9/2003	\$8,488	0.00094	\$0	\$0	\$0
NCSU	40074-350	Balance for salaries/misc costs-(Salary Costs-No Associated Bldg)	Salary costs-No Associated Building	NA	\$109,762	0.01220	\$0	\$0	\$0
NCSU	40074-360	Inflation Reserve-(No Associated Bldg)	Inflation Reserve-No Associated Building	NA	\$0	0.00000	\$0	\$0	\$0
NCSU	40124-312	Sullivan Drive Shops Replacement Building-(Motor Pool Bldg)	Motor Pool	1/12/2006	\$0	0.00000	\$0	\$0	\$0
NCSU	49624-302	4-H Environmental Education Center (Tyrell County)	Tyrell County 4-H Education Center	12/15/2001	\$0	0.00000	\$0	\$0	\$0
		NCSU GRAND TOTALS			\$8,997,999	1.00000	\$0	\$0	\$0
		GRAND TOTALS - BOTH CAMPUSES			\$25,180,944	\$1	\$0	\$0	\$0

					64125				
Campus	Code/Item	Project	Bldg Number	Completion Date	64125 Bond Draws	Bond Draw Percentage	Allocated Interest		Total Interest
							Post Occupancy-Included	Pre Occupancy-Excluded	
UNC-CH Hlth	40072-301	School of Medicine - Bondurant Hall	206	04/14/06	69,926	1.725%	0	0	0
UNC-CH Hlth	40072-302	Health Sciences Library - Renovation	223	11/01/04	64,855	1.600%	0	0	0
UNC-CH Hlth	40072-303	School of Dentistry Building - Renovation	209	06/04/04	1,333,783	32.904%	0	0	0
UNC-CH Hlth	40072-304	Rosenau Hall Laboratory Building - Comprehensive Renovation	201	08/01/08	0	0.000%	0	0	0
UNC-CH Hlth	40072-305	Brauer Hall - Renovation & Dental Clinic	211	01/01/07	132,959	3.280%	0	0	0
UNC-CH Hlth	40072-306	Burnett Womack Building Research Laboratory - Comprehensive Renovation	229	11/01/06	250,763	6.186%	0	0	0
UNC-CH Hlth	40072-307	Berryhill Hall Laboratory Building - Comprehensive Renovation	219	10/01/08	189	0.005%	0	0	0
UNC-CH Hlth	40072-308	Beard Hall Classroom and Laboratory Building - Comprehensive Renovation	200	09/01/07	53,318	1.315%	0	0	0
UNC-CH Hlth	40072-309	Teaching Research Bldg - School of PH	358	02/01/05	1,280,279	31.584%	0	0	0
UNC-CH Hlth	40072-310	Carrington Hall - for School of Nursing	214	03/10/05	756,200	18.655%	0	0	0
UNC-CH Hlth	40072-311	Medical Biomolecular - Research Bldg	247	03/01/03	111,324	2.746%	0	0	0
UNC-CH Hlth	40072-312	Community Health Bldg - Consolidation	206	04/14/06	0	0.000%	0	0	0
UNC-CH Hlth	40072-313	Carolina Living and Learning Center	371	04/13/02	0	0.000%	0	0	0
UNC-CH Hlth	40072	Total			4,053,595	100.000%	0	0	0
UNC-CH	40073-301	Science Complex-Phase I Chapman Hall	087	10/01/06	218,722	5.065%	0	0	0
UNC-CH	40073-301	Science Complex-Phase I Caudill Lab	086	10/01/06	256,719	5.944%	0	0	0
UNC-CH	40073-302	Science Complex - Phase II Kenan Labs	069	05/01/08	0	0.000%	0	0	0
UNC-CH	40073-302	Science Complex - Phase II Sitterson Hall	083	05/01/08	0	0.000%	0	0	0
UNC-CH	40073-303	Murphey Hall Bldg - Renovation	030	12/27/02	663,046	15.353%	0	0	0
UNC-CH	40073-304	New West Bldg - Renovation	035	06/01/06	0	0.000%	0	0	0
UNC-CH	40073-305	Steele Building - Renovation	050	08/01/08	0	0.000%	0	0	0
UNC-CH	40073-306	Saunders Hall Bldg - Renovation	043	10/18/04	29,700	0.688%	0	0	0
UNC-CH	40073-307	Peabody Hall Bldg - Renovation	037	01/09/04	682,801	15.811%	0	0	0
UNC-CH	40073-308	Memorial Hall Renovation and Addition	027	05/01/05	43,923	1.017%	0	0	0
UNC-CH	40073-309	Smith Hall - Comprehensive Renovation	128	08/01/07	0	0.000%	0	0	0

					64125				
Campus	Code/Item	Project	Bldg Number	Completion Date	64125 Bond Draws	Bond Draw Percentage	Allocated Interest		Total Interest
							Post Occupancy-Included	Pre Occupancy-Excluded	
UNC-CH	40073-310	Institute of Marine Sciences Renovation - Morehead City	000	03/01/04	5,611	0.130%	0	0	0
UNC-CH	40073-311	Hamilton Hall - Renovation		08/01/07	0	0.000%	0	0	0
UNC-CH	40073-312	Gerrard Hall Bldg - Renovation	018	10/31/07	0	0.000%	0	0	0
UNC-CH	40073-313	Caldwell Hall - Renovation	009	11/21/02	0	0.000%	0	0	0
UNC-CH	40073-313	Howell Hall - Renovation	021	11/21/02	0	0.000%	0	0	0
UNC-CH	40073-314	Coker Hall Renovation	010	12/01/05	0	0.000%	0	0	0
UNC-CH	40073-314	Mitchell Hall Renovation	029	10/01/07	0	0.000%	0	0	0
UNC-CH	40073-315	Hanes Hall Renovation	019	07/24/08	0	0.000%	0	0	0
UNC-CH	40073-315	Manning Hall Renovation	026	07/27/07	0	0.000%	0	0	0
UNC-CH	40073-315	Alumni Building Renovation	004	01/09/04	0	0.000%	0	0	0
UNC-CH	40073-316	Woollen Gym Renovation	047	08/13/04	449	0.010%	0	0	0
UNC-CH	40073-316	Fetzer Gym Renovation	468	07/01/06	451	0.010%	0	0	0
UNC-CH	40073-317	Greenlaw Hall - Renovation	066	08/01/07	0	0.000%	0	0	0
UNC-CH	40073-318	Phillips Hall - Renovation	039	02/07/05	8,317	0.193%	0	0	0
UNC-CH	40073-319	Hill Hall Renovation	020	12/01/05	0	0.000%	0	0	0
UNC-CH	40073-319	Davie Hall Renovation	013	12/01/05	0	0.000%	0	0	0
UNC-CH	40073-320	Global Education	093	01/01/07	302,470	7.004%	0	0	0
UNC-CH	40073-321	College of Arts and Sciences - Digital Multimedia Instructional Center and Music Library	088	10/19/08	108,104	2.503%	0	0	0
UNC-CH	40073-322	School of Medicine - Bioinformatics Bldg	248	11/02/02	0	0.000%	0	0	0
UNC-CH	40073-323	Environmental Health & Safety	649	09/01/07	130,176	3.014%	0	0	0
UNC-CH	40073-323	Horney Annex	477	09/01/07	84,377	1.954%	0	0	0
UNC-CH	40073-323	Service Station	169	09/01/07	35,305	0.818%	0	0	0
UNC-CH	40073-324	Student & Academic Services North	091	08/01/07	84,896	1.966%	0	0	0
UNC-CH	40073-324	Student & Academic Services South	092	08/01/07	29,828	0.691%	0	0	0
UNC-CH	40073-325	Storm Drainage Improvements	N/A	09/01/07	78,596	1.820%	0	0	0
UNC-CH	40073-326	Cogeneration Facility - Back Pressure Turbine Generator	147	07/01/07	0	0.000%	0	0	0
UNC-CH	49923-307	Steam Distribution System Replacement	N/A	05/30/03	54,006	1.251%	0	0	0
UNC-CH	40073-328	Upgrade Campus Energy Management and Control System	N/A	11/01/08	25,017	0.579%	0	0	0
UNC-CH	40073-329	Campus Fiber Optics Network	N/A	03/07/08	336,214	7.785%	0	0	0
UNC-CH	40073-330	Electrical System Improvements	N/A	08/31/06	0	0.000%	0	0	0
UNC-CH	40073-331	Infrastructure Improvements - Manning Steam Plant	626	11/01/07	689,811	15.973%	0	0	0
UNC-CH	40073-331	Infrastructure Improvements - Chiller Plant	230	11/01/07	244,133	5.653%	0	0	0
UNC-CH	40073-332	ITS Building, Manning Drive	625	12/01/06	165,262	3.827%	0	0	0
UNC-CH	40073-333	Land Acquisition	N/A	N/A	426	0.010%	0	0	0
UNC-CH	40073-334	440 West Franklin Street Building	454	11/01/05	0	0.000%	0	0	0
UNC-CH	40073-335	Wilson Hall Laboratory Renovation	046	11/01/06	0	0.000%	0	0	0
UNC-CH	40073-336	Memorial Hall - Renovation and A	027	06/01/05	0	0.000%	0	0	0

					64125				
Campus	Code/Item	Project	Bldg Number	Completion Date	64125 Bond Draws	Bond Draw Percentage	Allocated Interest		Total Interest
							Post Occupancy-Included	Pre Occupancy-Excluded	
UNC-CH	40073-337	RB House Library - Renovations	063	05/28/02	40,253	0.932%	0	0	0
UNC-CH	40073/49923	Total			4,318,612	100.000%	0	0	0
		UNC Grand Total			8,372,206		0	0	0
NCSU	40024-301	Coliseum Parking Deck (Reynolds Coliseum Parking Deck-Allocated based on FTE's)	Reynolds Coliseum Parking Deck-Allocated based on FTE's	10/14/2003	\$2,411,345	0.20751	\$0	\$0	\$0
NCSU	40024-304	Utility Plant (West Chiller Plant)	West Chiller Plant	6/10/2004	\$0	0.00000	\$0	\$0	\$0
NCSU	40074-301	Undergraduate Science Teaching Lab Phase I (all other phases note noted below)--(Mary Anne Fox Teaching Labs)	Mary Anne Fox Teaching Labs	1/9/2004	\$1,996,403	0.17180	\$0	\$0	\$0
NCSU	40074-301	Greenhouses -(Horticulture Headhouse, Horticulture Greenhouse A, Horticulture Greenhouse B)	Horticulture Headhouse, Horticulture Greenhouse A, Horticulture Greenhouse B	1/9/2004	\$25,341	0.00218	\$0	\$0	\$0
NCSU	40074-302	Withers Hall - Conversion from Laboratory to General Academic Use	Withers Hall	11/8/2006	\$12,971	0.00112	\$0	\$0	\$0
NCSU	40074-303	College of Engineering - Phase I--(Engineering Bldg I)	Engineering Bldg I	9/30/2004	\$1,434,183	0.12342	\$0	\$0	\$0
NCSU	40074-303	West Research Annex -(MAE West Research Annex)	MAE West Research Annex	3/10/2005	\$67,145	0.00578	\$0	\$0	\$0
NCSU	40074-304	College of Veterinary Medicine - Research Addition of Laboratories and Academic Space--(CVM Research Lab)	CVM Research Lab	3/25/2005	\$839,171	0.07221	\$0	\$0	\$0
NCSU	40074-305	College of Engineering - Phase II--(Engineering Bldg II)	Engineering Bldg II	8/3/2006	\$100,413	0.00864	\$0	\$0	\$0
NCSU	40074-306	David Clark Laboratory - Comprehensive Renovation and Addition	David Clark Lab Addition	7/11/2005	\$141,540	0.01218	\$0	\$0	\$0

					64125				
Campus	Code/Item	Project	Bldg Number	Completion Date	64125 Bond Draws	Bond Draw Percentage	Allocated Interest		Total Interest
							Post Occupancy-Included	Pre Occupancy-Excluded	
NCSU	40074-306	Upfit of Flex Lab for Zoology temp space --(Flex Labs Bldg)	Flex Labs Bldg	6/24/2003	\$2,695	0.00023	\$0	\$0	\$0
NCSU	40074-307	Undergraduate Science Teaching Lab Phase II--(Mary Anne Fox Teaching Labs)	Mary Anne Fox Teaching Labs	1/9/2004	\$0	0.00000	\$0	\$0	\$0
NCSU	40074-308	South Gardner Hall Laboratory Building - Comprehensive Renovation	South Gardner Hall Addition	8/17/2007	\$0	0.00000	\$0	\$0	\$0
NCSU	40074-309	1911 Classroom Building - Comprehensive Renovation	1911 Classroom Bldg	1/29/2008	\$49,156	0.00423	\$0	\$0	\$0
NCSU	40074-310	Park Shops - Comprehensive Renovation and Conversion for General Academic use	Park Shops Bldg	2/27/2009	\$0	0.00000	\$0	\$0	\$0
NCSU	40074-311	Riddick Lab - Comprehensive Renovation and Conversion from Laboratory to Classroom Building	Riddick Labs Bldg	8/3/2007	\$305,563	0.02630	\$0	\$0	\$0
NCSU	40074-312	Math & Statistics Bldg	Math & Statistics Bldg	2/15/2009	\$0	0.00000	\$0	\$0	\$0
NCSU	40074-313	Clark Hall - Conversion from Infirmary to Student and Faculty Support Services	Clark Hall	2/14/2003	\$109,017	0.00938	\$0	\$0	\$0
NCSU	40074-314	Schaub Food Science Building - Comprehensive Renovation	Schaub Food Science Bldg	8/10/2005	\$74,423	0.00640	\$0	\$0	\$0
NCSU	40074-315	Williams Hall Building - Comprehensive Renovation	Williams Hall Bldg	6/6/2008	\$0	0.00000	\$0	\$0	\$0
NCSU	40074-315	Renovation to labs in Gardner Hall--(Gardner Hall)	Gardner Hall	3/7/2006	\$0	0.00000	\$0	\$0	\$0
NCSU	40074-315	Erosion Control-Infrastructure where direct relationship with a building cannot be made.		6/30/2010	\$0	0.00000	\$0	\$0	\$0
NCSU	40074-316	Polk Hall Building - Comprehensive Renovation	Polk Hall Bldg	6/13/2008	\$0	0.00000	\$0	\$0	\$0
NCSU	40074-317	Leazar Hall Building - Comprehensive Renovation	Leazar Hall Bldg	6/29/2006	\$21	0.00000	\$0	\$0	\$0
NCSU	40074-318	Daniels Hall Building - Phase I Comprehensive Renovation	Daniels Hall Bldg	4/27/2007	\$24	0.00000	\$0	\$0	\$0
NCSU	40074-319	Jordan Hall Lab and Classroom Building - Addition	Jordan Hall Addition Bldg	7/25/2007	\$143,705	0.01237	\$0	\$0	\$0
NCSU	40074-320	Library - Addition--(DH Hill Library)	DH Hill Library	3/30/2007	\$251	0.00002	\$0	\$0	\$0

Campus	Code/Item	Project	Bldg Number	Completion Date	64125				
					64125 Bond Draws	Bond Draw Percentage	Allocated Interest		Total Interest
							Post Occupancy-Included	Pre Occupancy-Excluded	
NCSU	40074-320	516 Brickhaven Upfit for swing space	516 Brickhave n Bldg	11/15/2004	\$3	0.00000	\$0	\$0	\$0
NCSU	40074-321	Admin Svcs III Building	Administra tive Serv III Bldg	9/15/2004	\$0	0.00000	\$0	\$0	\$0
NCSU	40074-321	Admin Svcs II Renovation	Administra tive Serv II Bldg	4/17/2007	\$0	0.00000	\$0	\$0	\$0
NCSU	40074-321	Visitor Center	Joyner Visitor Center	11/22/2005	\$0	0.00000	\$0	\$0	\$0
NCSU	40074-322	Reroof several buildings at Reedy Creek & Lake Wheeler Field Labs-- (Allocated to all University Field Lab Buildings at Reedy Creek and Lake Wheeler Roads)	Allocated to all University Field Lab Buildings at Reedy Creek and Lake Wheeler Roads	2/25/2008	\$11,299	0.00097	\$0	\$0	\$0
NCSU	40074-322	Mountain Horticulture Research & Ext Center, Fletcher, NC	Mountain Horticul ture Research & Extension Center	7/9/2004	\$3,362	0.00029	\$0	\$0	\$0
NCSU	40074-322	Upper Piedmont Research Station, Reidsville, NC-- (Allocated to all NCSU Research Station Buildings in Reidsville, NC)	Allocated to all NCSU Research Station Buildings in Reidsville, NC	7/26/2004	\$10,082	0.00087	\$0	\$0	\$0
NCSU	40074-322	Sandhills Research Station, Jackson Springs, NC--(Allocated to all NCSU Research Station Buildings in Jackson Springs, NC)	Allocated to all NCSU Research Station Buildings in Jackson Springs, NC	4/1/2004	\$12,866	0.00111	\$0	\$0	\$0

					64125				
Campus	Code/Item	Project	Bldg Number	Completion Date	64125 Bond Draws	Bond Draw Percentage	Allocated Interest		Total Interest
							Post Occupancy-Included	Pre Occupancy-Excluded	
NCSU	40074-322	Lake Wheeler Rd Field Lab repairs--(Allocated to all University Field Lab Buildings at Lake Wheeler Road)	Allocated to all University Field Lab Buildings at Lake Wheeler Road	5/16/2004	\$19,001	0.00164	\$0	\$0	\$0
NCSU	40074-322	Central Crops Research Station, Clayton, NC--(Allocated to all NCSU Research Station Buildings in Clayton, NC)	Allocated to all NCSU Research Station Buildings in Clayton, NC	2/18/2004	\$2,256	0.00019	\$0	\$0	\$0
NCSU	40074-322	Horticultural Crops Research Station, Castle Hayne, NC--(Allocated to all NCSU Research Station Buildings in Castle Hayne, NC)	Allocated to all NCSU Research Station Buildings in Castle Hayne, NC	8/9/2004	\$5,736	0.00049	\$0	\$0	\$0
NCSU	40074-322	Pamlico Aquaculture Field Lab, Aurora, NC--(Allocated to all University Field Lab Buildings in Aurora, NC)	Allocated to all University Field Lab Buildings in Aurora, NC	12/1/2004	\$2,012	0.00017	\$0	\$0	\$0
NCSU	40074-322	Lake Wheeler Waste Training Education Bldg--(Waster Training Education Center)	Waste Training Education Center	11/28/2005	\$14,129	0.00122	\$0	\$0	\$0
NCSU	40074-322	New Shop Bldg at Lake Wheeler--(Shop Operations Bldg UFL 100)	Shop Operations UFL 100	5/31/2005	\$12,593	0.00108	\$0	\$0	\$0
NCSU	40074-323	Horticultural Classroom at Arboretum Education Center--(Ruby McSwain Education Center)	Ruby McSwain Education Center	8/19/2002	\$214,886	0.01849	\$0	\$0	\$0
NCSU	40074-324	Partners III	Partners III	12/3/2004	\$141,871	0.01221	\$0	\$0	\$0
NCSU	40074-324	Flex Building	Flex Bldg	3/6/2003	\$87,351	0.00752	\$0	\$0	\$0
NCSU	40074-324	Environmental Research Lab (Broughton Hall)	Broughton Hall	11/11/2005	\$23,265	0.00200	\$0	\$0	\$0

						64125			
Campus	Code/Item	Project	Bldg Number	Completion Date	64125 Bond Draws	Bond Draw Percentage	Allocated Interest		Total Interest
							Post Occupancy-Included	Pre Occupancy-Excluded	
NCSU	40074-325	Public Safety Facility	Public Safety Facility	7/23/2004	\$28,914	0.00249	\$0	\$0	\$0
NCSU	40074-326	College of Veterinary Medicine - Mechanical and Electrical System Improvements--(CVM Main Bldg)	CVM Main Bldg	9/30/2008	\$41,286	0.00355	\$0	\$0	\$0
NCSU	40074-327	Technology Infrastructure Expansion--(Scott Hall)	Scott Hall	7/1/2003	\$4,641	0.00040	\$0	\$0	\$0
NCSU	40074-327	Technology Infrastructure Expansion-(Pulp & Paper Labs)	Pulp & Paper Lab Bldg	6/1/2003	\$1,298	0.00011	\$0	\$0	\$0
NCSU	40074-327	Technology Infrastructure Expansion-(Burlington Labs)	Burlington Labs	2/1/2004	\$7,703	0.00066	\$0	\$0	\$0
NCSU	40074-327	Technology Infrastructure Expansion-(College of Textiles Bldg)	College of Textiles Bldg	7/1/2005	\$18,098	0.00156	\$0	\$0	\$0
NCSU	40074-327	Technology Infrastructure Expansion-(Page Hall)	Page Hall	11/1/2004	\$4,798	0.00041	\$0	\$0	\$0
NCSU	40074-327	Technology Infrastructure Expansion-(Poe Hall)	Poe Hall	4/1/2006	\$14,551	0.00125	\$0	\$0	\$0
NCSU	40074-327	Technology Infrastructure Expansion-(Peele Hall)	Peele Hall	9/1/2005	\$4,282	0.00037	\$0	\$0	\$0
NCSU	40074-327	Technology Infrastructure Expansion-(Research I Bldg)	Research I Bldg	3/1/2006	\$3,284	0.00028	\$0	\$0	\$0
NCSU	40074-327	Technology Infrastructure Expansion-(Joyner Visitor Center)	Joyner Visitor Center	7/1/2005	\$445	0.00004	\$0	\$0	\$0
NCSU	40074-328	Chilled Water Central Plant-North Campus-(Cates Steam Plant)	Cates Steam Plant	5/25/2006	\$185,770	0.01599	\$0	\$0	\$0
NCSU	40074-328	Chilled Water Central Plant-(Yarborough Plant)	Yarborough Steam Plant	6/16/2005	\$354,806	0.03053	\$0	\$0	\$0
NCSU	40074-328	Transfer to Sullivan I-(Motor Pool Bldg)	Motor Pool	1/31/2004	\$1,955	0.00017	\$0	\$0	\$0

					64125				
Campus	Code/Item	Project	Bldg Number	Completion Date	64125 Bond Draws	Bond Draw Percentage	Allocated Interest		Total Interest
							Post Occupancy-Included	Pre Occupancy-Excluded	
NCSU	40074-330	Steam Distribution & Capacity Improvements-(Admin. Services I Bldg, Admin. Services II Bldg, Admin. Services III Bldg, Public Safety Bldg & all of Wolf Village Housing)	Admin. Services I Bldg, Admin. Services II Bldg, Admin. Services III Bldg, Public Safety Bldg and all of Wolf Village Housing	1/21/2004	\$7,048	0.00061	\$0	\$0	\$0
NCSU	40074-330	Repairs to Varsity Drive - (Infrastructure costs where the direct relationship to specific buildings cannot be made)	Infrastructure costs where the direct relationship to specific buildings cannot be made.	9/30/2003	\$374	0.00003	\$0	\$0	\$0

					64125				
Campus	Code/Item	Project	Bldg Number	Completion Date	64125 Bond Draws	Bond Draw Percentage	Allocated Interest		Total Interest
							Post Occupancy-Included	Pre Occupancy-Excluded	
NCSU	40074-330	Steam Distribution & Capacity Improvements-(Allocate to all Bldgs on North Campus)	Allocated to all Bldgs on North Campus	2/16/2005	\$4,250	0.00037	\$0	\$0	\$0
NCSU	40074-330	Steam Distribution & Capacity Improvements-(Daniels Hall)	Daniels Hall Bldg	6/27/2006	\$1,495	0.00013	\$0	\$0	\$0
NCSU	40074-330	Ph IV Replace HPS headers NW campus. To improve Water Pressure on North Campus Buildings for fire sprinkler systems-(Allocated to all Bldgs on North Campus)	Allocated to all Bldgs on North Campus	6/15/2005	\$3,524	0.00030	\$0	\$0	\$0
NCSU	40074-331	Booster Station-(Infrastructure costs where the direct relationship to specific buildings cannot be made)	Infrastructure costs where the direct relationship to specific buildings cannot be made.	9/13/2006	\$61	0.00001	\$0	\$0	\$0
NCSU	40074-331	Temp Booster Station on Sullivan-(Infrastructure costs where the direct relationship to specific buildings cannot be made)	Infrastructure costs where the direct relationship to specific buildings cannot be made.	11/15/2004	\$21	0.00000	\$0	\$0	\$0
NCSU	40074-331	Wayfinding Signage campus wide-(Infrastructure costs where the direct relationship to specific buildings cannot be made)	Infrastructure costs where the direct relationship to specific buildings cannot be made.	5/19/2006	\$44	0.00000	\$0	\$0	\$0

					64125				
Campus	Code/Item	Project	Bldg Number	Completion Date	64125 Bond Draws	Bond Draw Percentage	Allocated Interest		Total Interest
							Post Occupancy-Included	Pre Occupancy-Excluded	
NCSU	40074-331	Sewer fix for Quad Halls- (Infrastructure costs where the direct relationship to specific buildings cannot be made)	Infrastructure costs						
			where the direct relationship to specific buildings cannot be made.	10/13/2005	\$10	0.00000	\$0	\$0	\$0

					64125				
Campus	Code/Item	Project	Bldg Number	Completion Date	64125 Bond Draws	Bond Draw Percentage	Allocated Interest		Total Interest
							Post Occupancy-Included	Pre Occupancy-Excluded	
NCSU	40074-331	Ph I Water Improv Holliday & Method Rd-(Infrastructure costs where the direct relationship to specific buildings cannot be made)	Infrastructure costs where the direct relationship to specific buildings cannot be made.	3/8/2004	\$33	0.00000	\$0	\$0	\$0
NCSU	40074-331	Ph II Water Improv valve boxes-(Infrastructure costs where the direct relationship to specific buildings cannot be made)	Infrastructure costs where the direct relationship to specific buildings cannot be made.	12/31/2003	\$13	0.00000	\$0	\$0	\$0
NCSU	40074-331	Ph III Water Improv Method Rd-(Infrastructure costs where the direct relationship to specific buildings cannot be made)	Infrastructure costs where the direct relationship to specific buildings cannot be made.	3/1/2006	\$3	0.00000	\$0	\$0	\$0
NCSU	40074-331	Ph IV Waterline along Thurman-(Infrastructure costs where the direct relationship to specific buildings cannot be made)	Infrastructure costs where the direct relationship to specific buildings cannot be made.	8/13/2004	\$11	0.00000	\$0	\$0	\$0
NCSU	40074-331	Pedestrian Tunnel-(Allocated based on FTE's)	Allocated based on FTE	8/22/2006	\$204	0.00002	\$0	\$0	\$0

					64125				
Campus	Code/Item	Project	Bldg Number	Completion Date	64125 Bond Draws	Bond Draw Percentage	Allocated Interest		Total Interest
							Post Occupancy-Included	Pre Occupancy-Excluded	
NCSU	40074-332	College of Veterinary Medicine Infrastructure-(CVM Research Bldg)	CVM Research						
			Building-Infrastructure costs for running Steam, Water, Electric lines to the new CVM Research building	1/21/2005	\$154,166	0.01327	\$0	\$0	\$0
NCSU	40074-333	Centennial Campus - Infrastructure Utility Plant-(Centennial Campus Utility Plant)	Centennial Campus Utility Plant	8/11/2004	\$2,380,558	0.20486	\$0	\$0	\$0
NCSU	40074-334	Land Acquisition-(Land Only-No Associated Bldg)	Land Only-No Associated Building	8/23/2004	\$1,500	0.00013	\$0	\$0	\$0
NCSU	40074-335	College of Veterinary Medicine - Research Addition of Labs and Academic Space-(CVM Research Bldg)	CVM Research Bldg	3/25/2005	\$0	0.00000	\$0	\$0	\$0
NCSU	40074-336	College of Engineering Complex Planning-(Engineering Bldg I)	Engineering Bldg I	9/30/2004	\$0	0.00000	\$0	\$0	\$0
NCSU	40074-337	Animal and Food Science Facilities-(Swine Bldg, Poultry Holding Bldg, Poultry Teaching Bldg)	Swine Bldg, Poultry Holding Bldg, Poultry Teaching Bldg	11/8/2006	\$0	0.00000	\$0	\$0	\$0

					64125				
Campus	Code/Item	Project	Bldg Number	Completion Date	64125 Bond Draws	Bond Draw Percentage	Allocated Interest	Allocated Interest	Total Interest
							Post Occupancy-Included	Pre Occupancy-Excluded	
NCSU	40074-338	Research and Teaching Feed Mill	Research & Teaching Feed Mill	9/30/2003	\$36,129	0.00311	\$0	\$0	\$0
NCSU	40074-339	Undergraduate Science Teaching Lab - Phase I-(Mary Ann Fox Teaching Lab Bldg)	Mary Ann Fox Teaching Lab Bldg	1/9/2004	\$0	0.00000	\$0	\$0	\$0
NCSU	40074-340	Lake Wheeler Rd Field Lab-(Beef Education Unit)	Beef Education Unit Bldg	11/25/2002	\$2,105	0.00018	\$0	\$0	\$0
NCSU	40074-340	Land Acquisition-(Land Only-No Associated Bldg)	Land Only-No Associated Building	7/22/2004	\$2,086	0.00018	\$0	\$0	\$0
NCSU	40074-350	Relocate autoclave from Flex Lab to Polk-(Polk Hall)	Polk Hall Bldg	8/22/2008	\$547	0.00005	\$0	\$0	\$0
NCSU	40074-350	Upfit Mods in Flex Bldg for Crop & Soil Sci-(Flex Bldg)	Flex Bldg	3/8/2006	\$14,640	0.00126	\$0	\$0	\$0
NCSU	40074-350	Upfit Mod for Food Sci in Flex Bldg-(Flex Bldg)	Flex Bldg	5/10/2004	\$9,090	0.00078	\$0	\$0	\$0
NCSU	40074-350	Upfit mod for ECE in Flex Bldg-(Flex Bldg)	Flex Bldg	10/9/2003	\$4,071	0.00035	\$0	\$0	\$0
NCSU	40074-350	Balance for salaries/misc costs-(Salary Costs-No Associated Bldg)	Salary costs-No Associated Building	NA	\$52,654	0.00453	\$0	\$0	\$0
NCSU	40074-360	Inflation Reserve-(No Associated Bldg)	Inflation Reserve-No Associated Building	NA	\$0	0.00000	\$0	\$0	\$0
NCSU	40124-312	Sullivan Drive Shops Replacement Building-(Motor Pool Bldg)	Motor Pool	1/12/2006	\$0	0.00000	\$0	\$0	\$0
NCSU	49624-302	4-H Environmental Education Center (Tyrell County)	Tyrell County 4-H Education Center	12/15/2001	\$0	0.00000	\$0	\$0	\$0
		NCSU GRAND TOTALS			\$11,620,547	1.00000	\$0	\$0	\$0
		GRAND TOTALS - BOTH CAMPUSES			\$19,992,753	\$1	\$0	\$0	\$0

					64134				
Campus	Code/Item	Project	Bldg Number	Completion Date	64134 Bond Draws	Bond Draw Percentage	Allocated Interest	Allocated Interest	Total Interest
							Post Occupancy-Included	Pre Occupancy-Excluded	
UNC-CH Hlth	40072-301	School of Medicine - Bondurant Hall	206	04/14/06	2,165,944	10.051%	6,701	0	6,701
UNC-CH Hlth	40072-302	Health Sciences Library - Renovation	223	11/01/04	4,320,419	20.049%	13,366	0	13,366
UNC-CH Hlth	40072-303	School of Dentistry Building - Renovation	209	06/04/04	2,257,671	10.477%	6,985	0	6,985
UNC-CH Hlth	40072-304	Rosenau Hall Laboratory Building - Comprehensive Renovation	201	08/01/08	611,921	2.840%	1,893	0	1,893
UNC-CH Hlth	40072-305	Brauer Hall - Renovation & Dental Clinic	211	01/01/07	292,406	1.357%	905	0	905
UNC-CH Hlth	40072-306	Burnett Womack Building Research Laboratory - Comprehensive Renovation	229	11/01/06	1,495,252	6.939%	4,626	0	4,626
UNC-CH Hlth	40072-307	Berryhill Hall Laboratory Building - Comprehensive Renovation	219	10/01/08	107,266	0.498%	332	0	332
UNC-CH Hlth	40072-308	Beard Hall Classroom and Laboratory Building - Comprehensive Renovation	200	09/01/07	181,257	0.841%	561	0	561
UNC-CH Hlth	40072-309	Teaching Research Bldg - School of PH	358	02/01/05	4,254,226	19.741%	13,161	0	13,161
UNC-CH Hlth	40072-310	Carrington Hall - for School of Nursing	214	03/10/05	2,524,095	11.713%	7,809	0	7,809
UNC-CH Hlth	40072-311	Medical Biomolecular - Research Bldg	247	03/01/03	3,339,207	15.495%	10,331	0	10,331
UNC-CH Hlth	40072-312	Community Health Bldg - Consolidation	206	04/14/06	0	0.000%	0	0	0
UNC-CH Hlth	40072-313	Carolina Living and Learning Center	371	04/13/02	0	0.000%	0	0	0
UNC-CH Hlth	40072	Total			21,549,665	100.000%	66,669	0	66,669
UNC-CH	40073-301	Science Complex-Phase I Chapman Hall	087	10/01/06	3,213,261	13.886%	9,941	0	9,941
UNC-CH	40073-301	Science Complex-Phase I Caudill Lab	086	10/01/06	3,771,481	16.298%	11,668	0	11,668
UNC-CH	40073-302	Science Complex - Phase II Kenan Labs	069	05/01/08	0	0.000%	0	0	0
UNC-CH	40073-302	Science Complex - Phase II Sitterson Hall	083	05/01/08	0	0.000%	0	0	0
UNC-CH	40073-303	Murphey Hall Bldg - Renovation	030	12/27/02	341,656	1.476%	1,057	0	1,057
UNC-CH	40073-304	New West Bldg - Renovation	035	06/01/06	51,054	0.221%	158	0	158
UNC-CH	40073-305	Steele Building - Renovation	050	08/01/08	0	0.000%	0	0	0
UNC-CH	40073-306	Saunders Hall Bldg - Renovation	043	10/18/04	212,920	0.920%	659	0	659
UNC-CH	40073-307	Peabody Hall Bldg - Renovation	037	01/09/04	799,076	3.453%	2,472	0	2,472
UNC-CH	40073-308	Memorial Hall Renovation and Addition	027	05/01/05	3,191,797	13.793%	9,875	0	9,875
UNC-CH	40073-309	Smith Hall - Comprehensive Renovation	128	08/01/07	0	0.000%	0	0	0

					64134				
Campus	Code/Item	Project	Bldg Number	Completion Date	64134 Bond Draws	Bond Draw Percentage	Allocated Interest	Allocated Interest	Total Interest
							Post Occupancy-Included	Pre Occupancy-Excluded	
UNC-CH	40073-310	Institute of Marine Sciences Renovation - Morehead City	000	03/01/04	1,399,378	6.047%	4,329	0	4,329
UNC-CH	40073-311	Hamilton Hall - Renovation		08/01/07	20	0.000%	0	0	0
UNC-CH	40073-312	Gerrard Hall Bldg - Renovation	018	10/31/07	0	0.000%	0	0	0
UNC-CH	40073-313	Caldwell Hall - Renovation	009	11/21/02	22	0.000%	0	0	0
UNC-CH	40073-313	Howell Hall - Renovation	021	11/21/02	16	0.000%	0	0	0
UNC-CH	40073-314	Coker Hall Renovation	010	12/01/05	475	0.002%	1	0	1
UNC-CH	40073-314	Mitchell Hall Renovation	029	10/01/07	357	0.002%	1	0	1
UNC-CH	40073-315	Hanes Hall Renovation	019	07/24/08	27,663	0.120%	86	0	86
UNC-CH	40073-315	Manning Hall Renovation	026	07/27/07	1,481	0.006%	5	0	5
UNC-CH	40073-315	Alumni Building Renovation	004	01/09/04	9,414	0.041%	29	0	29
UNC-CH	40073-316	Woollen Gym Renovation	047	08/13/04	5,995	0.026%	19	0	19
UNC-CH	40073-316	Fetzer Gym Renovation	468	07/01/06	6,030	0.026%	19	0	19
UNC-CH	40073-317	Greenlaw Hall - Renovation	066	08/01/07	31	0.000%	0	0	0
UNC-CH	40073-318	Phillips Hall - Renovation	039	02/07/05	572,601	2.474%	1,771	0	1,771
UNC-CH	40073-319	Hill Hall Renovation	020	12/01/05	15,749	0.068%	49	0	49
UNC-CH	40073-319	Davie Hall Renovation	013	12/01/05	18,544	0.080%	57	0	57
UNC-CH	40073-320	Global Education	093	01/01/07	551,646	2.384%	1,707	0	1,707
UNC-CH	40073-321	College of Arts and Sciences - Digital Multimedia Instructional Center and Music Library	088	10/19/08	75,317	0.325%	233	0	233
UNC-CH	40073-322	School of Medicine - Bioinformatics Bldg	248	11/02/02	1,290,625	5.577%	3,993	0	3,993
UNC-CH	40073-323	Environmental Health & Safety	649	09/01/07	43,482	0.188%	135	0	135
UNC-CH	40073-323	Horney Annex	477	09/01/07	28,184	0.122%	87	0	87
UNC-CH	40073-323	Service Station	169	09/01/07	11,793	0.051%	36	0	36
UNC-CH	40073-324	Student & Academic Services North	091	08/01/07	462,471	1.999%	1,431	0	1,431
UNC-CH	40073-324	Student & Academic Services South	092	08/01/07	162,490	0.702%	503	0	503
UNC-CH	40073-325	Storm Drainage Improvements	N/A	09/01/07	315,143	1.362%	975	0	975
UNC-CH	40073-326	Cogeneration Facility - Back Pressure Turbine Generator	147	07/01/07	0	0.000%	0	0	0
UNC-CH	49923-307	Steam Distribution System Replacement	N/A	05/30/03	3,038,533	13.131%	9,401	0	9,401
UNC-CH	40073-328	Upgrade Campus Energy Management and Control System	N/A	11/01/08	70,231	0.303%	217	0	217
UNC-CH	40073-329	Campus Fiber Optics Network	N/A	03/07/08	1,470,216	6.353%	4,549	0	4,549
UNC-CH	40073-330	Electrical System Improvements	N/A	08/31/06	137,953	0.596%	427	0	427
UNC-CH	40073-331	Infrastructure Improvements - Manning Steam Plant	626	11/01/07	915,201	3.955%	2,831	0	2,831
UNC-CH	40073-331	Infrastructure Improvements - Chiller Plant	230	11/01/07	323,901	1.400%	1,002	0	1,002
UNC-CH	40073-332	ITS Building, Manning Drive	625	12/01/06	135,573	0.586%	419	0	419
UNC-CH	40073-333	Land Acquisition	N/A	N/A	850	0.004%	3	0	3
UNC-CH	40073-334	440 West Franklin Street Building	454	11/01/05	281,964	1.218%	872	0	872
UNC-CH	40073-335	Wilson Hall Laboratory Renovation	046	11/01/06	0	0.000%	0	0	0
UNC-CH	40073-336	Memorial Hall - Renovation and A	027	06/01/05	0	0.000%	0	0	0

					64134				
Campus	Code/Item	Project	Bldg Number	Completion Date	64134 Bond Draws	Bond Draw Percentage	Allocated Interest		Total Interest
							Post Occupancy-Included	Pre Occupancy-Excluded	
UNC-CH	40073-337	RB House Library - Renovations	063	05/28/02	185,812	0.803%	575	0	575
UNC-CH	40073/49923	Total			23,140,406	100.000%	71,591	0	71,591
		UNC Grand Total			44,690,072		138,260	0	138,260
NCSU	40024-301	Coliseum Parking Deck (Reynolds Coliseum Parking Deck-Allocated based on FTE's)	Reynolds Coliseum Parking Deck-Allocated based on FTE's	10/14/2003	\$2,974,941	0.05256	\$9,204	\$0	\$9,204
NCSU	40024-304	Utility Plant (West Chiller Plant)	West Chiller Plant	6/10/2004	\$1,889,000	0.03337	\$5,844	\$0	\$5,844
NCSU	40074-301	Undergraduate Science Teaching Lab Phase I (all other phases note noted below)--(Mary Anne Fox Teaching Labs)	Mary Anne Fox Teaching Labs	1/9/2004	\$8,012,225	0.14155	\$24,788	\$0	\$24,788
NCSU	40074-301	Greenhouses -(Horticulture Headhouse, Horticulture Greenhouse A, Horticulture Greenhouse B)	Horticulture Headhouse, Horticulture Greenhouse A, Horticulture Greenhouse B	1/9/2004	\$101,700	0.00180	\$315	\$0	\$315
NCSU	40074-302	Withers Hall - Conversion from Laboratory to General Academic Use	Withers Hall	11/8/2006	\$60,440	0.00107	\$187	\$0	\$187
NCSU	40074-303	College of Engineering - Phase I--(Engineering Bldg I)	Engineering Bldg I	9/30/2004	\$9,625,904	0.17005	\$29,780	\$0	\$29,780
NCSU	40074-303	West Research Annex -(MAE West Research Annex)	MAE West Research Annex	3/10/2005	\$450,661	0.00796	\$1,394	\$0	\$1,394
NCSU	40074-304	College of Veterinary Medicine - Research Addition of Laboratories and Academic Space--(CVM Research Lab)	CVM Research Lab	3/25/2005	\$5,463,749	0.09652	\$16,903	\$0	\$16,903
NCSU	40074-305	College of Engineering - Phase II--(Engineering Bldg II)	Engineering Bldg II	8/3/2006	\$25,076	0.00044	\$78	\$0	\$78
NCSU	40074-306	David Clark Laboratory - Comprehensive Renovation and Addition	David Clark Lab Addition	7/11/2005	\$714,922	0.01263	\$2,212	\$0	\$2,212

					64134				
Campus	Code/Item	Project	Bldg Number	Completion Date	64134 Bond Draws	Bond Draw Percentage	Allocated Interest		Total Interest
							Post Occupancy-Included	Pre Occupancy-Excluded	
NCSU	40074-306	Upfit of Flex Lab for Zoology temp space --(Flex Labs Bldg)	Flex Labs Bldg	6/24/2003	\$13,611	0.00024	\$42	\$0	\$42
NCSU	40074-307	Undergraduate Science Teaching Lab Phase II--(Mary Anne Fox Teaching Labs)	Mary Anne Fox Teaching Labs	1/9/2004	\$0	0.00000	\$0	\$0	\$0
NCSU	40074-308	South Gardner Hall Laboratory Building - Comprehensive Renovation	South Gardner Hall Addition	8/17/2007	\$14,500	0.00026	\$45	\$0	\$45
NCSU	40074-309	1911 Classroom Building - Comprehensive Renovation	1911 Classroom Bldg	1/29/2008	\$244,018	0.00431	\$755	\$0	\$755
NCSU	40074-310	Park Shops - Comprehensive Renovation and Conversion for General Academic use	Park Shops Bldg	2/27/2009	\$0	0.00000	\$0	\$0	\$0
NCSU	40074-311	Riddick Lab - Comprehensive Renovation and Conversion from Laboratory to Classroom Building	Riddick Labs Bldg	8/3/2007	\$508,123	0.00898	\$1,572	\$0	\$1,572
NCSU	40074-312	Math & Statistics Bldg	Math & Statistics Bldg	2/15/2009	\$30,467	0.00054	\$94	\$0	\$94
NCSU	40074-313	Clark Hall - Conversion from Infirmary to Student and Faculty Support Services	Clark Hall	2/14/2003	\$136,158	0.00241	\$421	\$0	\$421
NCSU	40074-314	Schaub Food Science Building - Comprehensive Renovation	Schaub Food Science Bldg	8/10/2005	\$451,311	0.00797	\$1,396	\$0	\$1,396
NCSU	40074-315	Williams Hall Building - Comprehensive Renovation	Williams Hall Bldg	6/6/2008	\$70,701	0.00125	\$219	\$0	\$219
NCSU	40074-315	Renovation to labs in Gardner Hall--(Gardner Hall)	Gardner Hall	3/7/2006	\$8,755	0.00015	\$27	\$0	\$27
NCSU	40074-315	Erosion Control-Infrastructure where direct relationship with a building cannot be made.		6/30/2010	\$0	0.00000	\$0	\$0	\$0
NCSU	40074-316	Polk Hall Building - Comprehensive Renovation	Polk Hall Bldg	6/13/2008	\$0	0.00000	\$0	\$0	\$0
NCSU	40074-317	Leazer Hall Building - Comprehensive Renovation	Leazar Hall Bldg	6/29/2006	\$165,801	0.00293	\$513	\$0	\$513
NCSU	40074-318	Daniels Hall Building - Phase I Comprehensive Renovation	Daniels Hall Bldg	4/27/2007	\$422,639	0.00747	\$1,308	\$0	\$1,308
NCSU	40074-319	Jordan Hall Lab and Classroom Building - Addition	Jordan Hall Addition Bldg	7/25/2007	\$368,887	0.00652	\$1,141	\$0	\$1,141
NCSU	40074-320	Library - Addition--(DH Hill Library)	DH Hill Library	3/30/2007	\$44,439	0.00079	\$137	\$0	\$137

					64134				
Campus	Code/Item	Project	Bldg Number	Completion Date	64134 Bond Draws	Bond Draw Percentage	Allocated Interest		Total Interest
							Post Occupancy-Included	Pre Occupancy-Excluded	
NCSU	40074-320	516 Brickhaven Upfit for swing space	516 Brickhave n Bldg	11/15/2004	\$520	0.00001	\$2	\$0	\$2
NCSU	40074-321	Admin Svcs III Building	Administra tive Serv III Bldg	9/15/2004	\$222,222	0.00393	\$687	\$0	\$687
NCSU	40074-321	Admin Svcs II Renovation	Administra tive Serv II Bldg	4/17/2007	\$0	0.00000	\$0	\$0	\$0
NCSU	40074-321	Visitor Center	Joyner Visitor Center	11/22/2005	\$26,344	0.00047	\$82	\$0	\$82
NCSU	40074-322	Reroof several buildings at Reedy Creek & Lake Wheeler Field Labs-- (Allocated to all University Field Lab Buildings at Reedy Creek and Lake Wheeler Roads)	Allocated to all University Field Lab Buildings at Reedy Creek and Lake Wheeler Roads	2/25/2008	\$34,693	0.00061	\$107	\$0	\$107
NCSU	40074-322	Mountain Horticulture Research & Ext Center, Fletcher, NC	Mountain Horticul ture Research & Extension Center	7/9/2004	\$10,323	0.00018	\$32	\$0	\$32
NCSU	40074-322	Upper Piedmont Research Station, Reidsville, NC-- (Allocated to all NCSU Research Station Buildings in Reidsville, NC)	Allocated to all NCSU Research Station Buildings in Reidsville, NC	7/26/2004	\$30,956	0.00055	\$96	\$0	\$96
NCSU	40074-322	Sandhills Research Station, Jackson Springs, NC--(Allocated to all NCSU Research Station Buildings in Jackson Springs, NC)	Allocated to all NCSU Research Station Buildings in Jackson Springs, NC	4/1/2004	\$39,503	0.00070	\$122	\$0	\$122

					64134				
Campus	Code/Item	Project	Bldg Number	Completion Date	64134 Bond Draws	Bond Draw Percentage	Allocated Interest		Total Interest
							Post Occupancy-Included	Pre Occupancy-Excluded	
NCSU	40074-322	Lake Wheeler Rd Field Lab repairs--(Allocated to all University Field Lab Buildings at Lake Wheeler Road)	Allocated to all						
			University Field Lab Buildings at Lake Wheeler Road	5/16/2004	\$58,341	0.00103	\$180	\$0	\$180
NCSU	40074-322	Central Crops Research Station, Clayton, NC--(Allocated to all NCSU Research Station Buildings in Clayton, NC)	Allocated to all NCSU Research Station Buildings in Clayton, NC	2/18/2004	\$6,925	0.00012	\$21	\$0	\$21
NCSU	40074-322	Horticultural Crops Research Station, Castle Hayne, NC--(Allocated to all NCSU Research Station Buildings in Castle Hayne, NC)	Allocated to all NCSU Research Station Buildings in Castle Hayne, NC	8/9/2004	\$17,611	0.00031	\$54	\$0	\$54
NCSU	40074-322	Pamlico Aquaculture Field Lab, Aurora, NC--(Allocated to all University Field Lab Buildings in Aurora, NC)	Allocated to all University Field Lab Buildings in Aurora, NC	12/1/2004	\$6,176	0.00011	\$19	\$0	\$19
NCSU	40074-322	Lake Wheeler Waste Training Education Bldg--(Waster Training Education Center)	Waste Training Education Center	11/28/2005	\$43,382	0.00077	\$134	\$0	\$134
NCSU	40074-322	New Shop Bldg at Lake Wheeler--(Shop Operations Bldg UFL 100)	Shop Operations UFL 100	5/31/2005	\$38,665	0.00068	\$120	\$0	\$120
NCSU	40074-323	Horticultural Classroom at Arboretum Education Center--(Ruby McSwain Education Center)	Ruby McSwain Education Center	8/19/2002	\$63,145	0.00112	\$195	\$0	\$195
NCSU	40074-324	Partners III	Partners III	12/3/2004	\$3,230,687	0.05707	\$9,995	\$0	\$9,995
NCSU	40074-324	Flex Building	Flex Bldg	3/6/2003	\$1,989,152	0.03514	\$6,154	\$0	\$6,154
NCSU	40074-324	Environmental Research Lab (Broughton Hall)	Broughton Hall	11/11/2005	\$529,784	0.00936	\$1,639	\$0	\$1,639

					64134				
Campus	Code/Item	Project	Bldg Number	Completion Date	64134 Bond Draws	Bond Draw Percentage	Allocated Interest		Total Interest
							Post Occupancy-Included	Pre Occupancy-Excluded	
NCSU	40074-325	Public Safety Facility	Public Safety Facility	7/23/2004	\$611,991	0.01081	\$1,893	\$0	\$1,893
NCSU	40074-326	College of Veterinary Medicine - Mechanical and Electrical System Improvements--(CVM Main Bldg)	CVM Main Bldg	9/30/2008	\$866	0.00002	\$3	\$0	\$3
NCSU	40074-327	Technology Infrastructure Expansion--(Scott Hall)	Scott Hall	7/1/2003	\$27,541	0.00049	\$85	\$0	\$85
NCSU	40074-327	Technology Infrastructure Expansion-(Pulp & Paper Labs)	Pulp & Paper Lab Bldg	6/1/2003	\$7,702	0.00014	\$24	\$0	\$24
NCSU	40074-327	Technology Infrastructure Expansion-(Burlington Labs)	Burlington Labs	2/1/2004	\$45,710	0.00081	\$141	\$0	\$141
NCSU	40074-327	Technology Infrastructure Expansion-(College of Textiles Bldg)	College of Textiles Bldg	7/1/2005	\$107,390	0.00190	\$332	\$0	\$332
NCSU	40074-327	Technology Infrastructure Expansion-(Page Hall)	Page Hall	11/1/2004	\$28,472	0.00050	\$88	\$0	\$88
NCSU	40074-327	Technology Infrastructure Expansion-(Poe Hall)	Poe Hall	4/1/2006	\$86,347	0.00153	\$267	\$0	\$267
NCSU	40074-327	Technology Infrastructure Expansion-(Peele Hall)	Peele Hall	9/1/2005	\$25,407	0.00045	\$79	\$0	\$79
NCSU	40074-327	Technology Infrastructure Expansion-(Research I Bldg)	Research I Bldg	3/1/2006	\$19,487	0.00034	\$60	\$0	\$60
NCSU	40074-327	Technology Infrastructure Expansion-(Joyner Visitor Center)	Joyner Visitor Center	7/1/2005	\$2,643	0.00005	\$8	\$0	\$8
NCSU	40074-328	Chilled Water Central Plant-North Campus-(Cates Steam Plant)	Cates Steam Plant	5/25/2006	\$737,999	0.01304	\$2,283	\$0	\$2,283
NCSU	40074-328	Chilled Water Central Plant-(Yarborough Plant)	Yarborough Steam Plant	6/16/2005	\$1,409,520	0.02490	\$4,361	\$0	\$4,361
NCSU	40074-328	Transfer to Sullivan I-(Motor Pool Bldg)	Motor Pool	1/31/2004	\$7,767	0.00014	\$24	\$0	\$24

					64134				
Campus	Code/Item	Project	Bldg Number	Completion Date	64134 Bond Draws	Bond Draw Percentage	Allocated Interest		Total Interest
							Post Occupancy-Included	Pre Occupancy-Excluded	
NCSU	40074-330	Steam Distribution & Capacity Improvements-(Admin. Services I Bldg, Admin. Services II Bldg, Admin. Services III Bldg, Public Safety Bldg & all of Wolf Village Housing)	Admin. Services I Bldg, Admin. Services II Bldg, Admin. Services III Bldg, Public Safety Bldg and all of Wolf Village Housing	1/21/2004	\$224,908	0.00397	\$696	\$0	\$696
NCSU	40074-330	Repairs to Varsity Drive - (Infrastructure costs where the direct relationship to specific buildings cannot be made)	Infrastructure costs where the direct relationship to specific buildings cannot be made.	9/30/2003	\$11,920	0.00021	\$0	\$37	\$37

					64134				
Campus	Code/Item	Project	Bldg Number	Completion Date	64134 Bond Draws	Bond Draw Percentage	Allocated Interest		Total Interest
							Post Occupancy-Included	Pre Occupancy-Excluded	
NCSU	40074-330	Steam Distribution & Capacity Improvements-(Allocate to all Bldgs on North Campus)	Allocated to all Bldgs on North Campus	2/16/2005	\$135,637	0.00240	\$420	\$0	\$420
NCSU	40074-330	Steam Distribution & Capacity Improvements-(Daniels Hall)	Daniels Hall Bldg	6/27/2006	\$47,701	0.00084	\$148	\$0	\$148
NCSU	40074-330	Ph IV Replace HPS headers NW campus. To improve Water Pressure on North Campus Buildings for fire sprinkler systems-(Allocated to all Bldgs on North Campus)	Allocated to all Bldgs on North Campus	6/15/2005	\$112,450	0.00199	\$348	\$0	\$348
NCSU	40074-331	Booster Station-(Infrastructure costs where the direct relationship to specific buildings cannot be made)	Infrastructure costs where the direct relationship to specific buildings cannot be made.	9/13/2006	\$53,453	0.00094	\$0	\$165	\$165
NCSU	40074-331	Temp Booster Station on Sullivan-(Infrastructure costs where the direct relationship to specific buildings cannot be made)	Infrastructure costs where the direct relationship to specific buildings cannot be made.	11/15/2004	\$18,013	0.00032	\$0	\$56	\$56
NCSU	40074-331	Wayfinding Signage campus wide-(Infrastructure costs where the direct relationship to specific buildings cannot be made)	Infrastructure costs where the direct relationship to specific buildings cannot be made.	5/19/2006	\$38,838	0.00069	\$0	\$120	\$120

64134									
Campus	Code/Item	Project	Bldg Number	Completion Date	64134 Bond Draws	Bond Draw Percentage	Allocated Interest		Total Interest
							Post Occupancy-Included	Pre Occupancy-Excluded	
NCSU	40074-331	Sewer fix for Quad Halls- (Infrastructure costs where the direct relationship to specific buildings cannot be made)	Infrastructure costs						
			where the direct relationship to specific buildings cannot be made.	10/13/2005	\$8,445	0.00015	\$0	\$26	\$26

					64134				
Campus	Code/Item	Project	Bldg Number	Completion Date	64134 Bond Draws	Bond Draw Percentage	Allocated Interest		Total Interest
							Post Occupancy-Included	Pre Occupancy-Excluded	
NCSU	40074-331	Ph I Water Improv Holliday & Method Rd-(Infrastructure costs where the direct relationship to specific buildings cannot be made)	Infrastructure costs where the direct relationship to specific buildings cannot be made.	3/8/2004	\$29,081	0.00051	\$0	\$90	\$90
NCSU	40074-331	Ph II Water Improv valve boxes-(Infrastructure costs where the direct relationship to specific buildings cannot be made)	Infrastructure costs where the direct relationship to specific buildings cannot be made.	12/31/2003	\$11,015	0.00019	\$0	\$34	\$34
NCSU	40074-331	Ph III Water Improv Method Rd-(Infrastructure costs where the direct relationship to specific buildings cannot be made)	Infrastructure costs where the direct relationship to specific buildings cannot be made.	3/1/2006	\$2,778	0.00005	\$0	\$9	\$9
NCSU	40074-331	Ph IV Waterline along Thurman-(Infrastructure costs where the direct relationship to specific buildings cannot be made)	Infrastructure costs where the direct relationship to specific buildings cannot be made.	8/13/2004	\$9,988	0.00018	\$0	\$31	\$31
NCSU	40074-331	Pedestrian Tunnel-(Allocated based on FTE's)	Allocated based on FTE	8/22/2006	\$178,850	0.00316	\$553	\$0	\$553

					64134				
Campus	Code/Item	Project	Bldg Number	Completion Date	64134 Bond Draws	Bond Draw Percentage	Allocated Interest		Total Interest
							Post Occupancy-Included	Pre Occupancy-Excluded	
NCSU	40074-332	College of Veterinary Medicine Infrastructure-(CVM Research Bldg)	CVM Research						
			Building-Infrastructure costs for running Steam, Water, Electric lines to the new CVM Research building	1/21/2005	\$4,684,463	0.08276	\$14,493	\$0	\$14,493
NCSU	40074-333	Centennial Campus - Infrastructure Utility Plant-(Centennial Campus Utility Plant)	Centennial Campus Utility Plant	8/11/2004	\$7,591,073	0.13411	\$23,485	\$0	\$23,485
NCSU	40074-334	Land Acquisition-(Land Only-No Associated Bldg)	Land Only-No Associated Building	8/23/2004	\$752,275	0.01329	\$0	\$2,327	\$2,327
NCSU	40074-335	College of Veterinary Medicine - Research Addition of Labs and Academic Space-(CVM Research Bldg)	CVM Research Bldg	3/25/2005	\$0	0.00000	\$0	\$0	\$0
NCSU	40074-336	College of Engineering Complex Planning-(Engineering Bldg I)	Engineering Bldg I	9/30/2004	\$0	0.00000	\$0	\$0	\$0
NCSU	40074-337	Animal and Food Science Facilities-(Swine Bldg, Poultry Holding Bldg, Poultry Teaching Bldg)	Swine Bldg, Poultry Holding Bldg, Poultry Teaching Bldg	11/8/2006	\$0	0.00000	\$0	\$0	\$0

					64134				
Campus	Code/Item	Project	Bldg Number	Completion Date	64134 Bond Draws	Bond Draw Percentage	Allocated Interest		Total Interest
							Post Occupancy-Included	Pre Occupancy-Excluded	
NCSU	40074-338	Research and Teaching Feed Mill	Research & Teaching Feed Mill	9/30/2003	\$20,446	0.00036	\$63	\$0	\$63
NCSU	40074-339	Undergraduate Science Teaching Lab - Phase I-(Mary Ann Fox Teaching Lab Bldg)	Mary Ann Fox Teaching Lab Bldg	1/9/2004	\$0	0.00000	\$0	\$0	\$0
NCSU	40074-340	Lake Wheeler Rd Field Lab-(Beef Education Unit)	Beef Education Unit Bldg	11/25/2002	\$34,164	0.00060	\$106	\$0	\$106
NCSU	40074-340	Land Acquisition-(Land Only-No Associated Bldg)	Land Only-No Associated Building	7/22/2004	\$33,851	0.00060	\$0	\$105	\$105
NCSU	40074-350	Relocate autoclave from Flex Lab to Polk-(Polk Hall)	Polk Hall Bldg	8/22/2008	\$9,047	0.00016	\$28	\$0	\$28
NCSU	40074-350	Upfit Mods in Flex Bldg for Crop & Soil Sci-(Flex Bldg)	Flex Bldg	3/8/2006	\$242,305	0.00428	\$750	\$0	\$750
NCSU	40074-350	Upfit Mod for Food Sci in Flex Bldg-(Flex Bldg)	Flex Bldg	5/10/2004	\$150,442	0.00266	\$465	\$0	\$465
NCSU	40074-350	Upfit mod for ECE in Flex Bldg-(Flex Bldg)	Flex Bldg	10/9/2003	\$67,387	0.00119	\$208	\$0	\$208
NCSU	40074-350	Balance for salaries/misc costs-(Salary Costs-No Associated Bldg)	Salary costs-No Associated Building	NA	\$871,394	0.01539	\$0	\$2,696	\$2,696
NCSU	40074-360	Inflation Reserve-(No Associated Bldg)	Inflation Reserve-No Associated Building	NA	\$0	0.00000	\$0	\$0	\$0
NCSU	40124-312	Sullivan Drive Shops Replacement Building-(Motor Pool Bldg)	Motor Pool	1/12/2006	\$0	0.00000	\$0	\$0	\$0
NCSU	49624-302	4-H Environmental Education Center (Tyrell County)	Tyrell County 4-H Education Center	12/15/2001	\$0	0.00000	\$0	\$0	\$0
		NCSU GRAND TOTALS			\$56,605,223	1.00000	\$169,426	\$5,696	\$175,122
		GRAND TOTALS - BOTH CAMPUSES			\$101,295,295	\$1	\$307,686	\$5,696	\$313,382

					64135				
Campus	Code/Item	Project	Bldg Number	Completion Date	64135 Bond Draws	Bond Draw Percentage	Allocated Interest		Total Interest
							Post Occupancy-Included	Pre Occupancy-Excluded	
UNC-CH Hlth	40072-301	School of Medicine - Bondurant Hall	206	04/14/06	3,471,045	20.898%	0	0	0
UNC-CH Hlth	40072-302	Health Sciences Library - Renovation	223	11/01/04	1,929,010	11.614%	0	0	0
UNC-CH Hlth	40072-303	School of Dentistry Building - Renovation	209	06/04/04	2,096,287	12.621%	0	0	0
UNC-CH Hlth	40072-304	Rosenau Hall Laboratory Building - Comprehensive Renovation	201	08/01/08	791,878	4.768%	0	0	0
UNC-CH Hlth	40072-305	Brauer Hall - Renovation & Dental Clinic	211	01/01/07	2,423,514	14.591%	0	0	0
UNC-CH Hlth	40072-306	Burnett Womack Building Research Laboratory - Comprehensive Renovation	229	11/01/06	(817,429)	-4.922%	0	0	0
UNC-CH Hlth	40072-307	Berryhill Hall Laboratory Building - Comprehensive Renovation	219	10/01/08	(96,566)	-0.581%	0	0	0
UNC-CH Hlth	40072-308	Beard Hall Classroom and Laboratory Building - Comprehensive Renovation	200	09/01/07	100,303	0.604%	0	0	0
UNC-CH Hlth	40072-309	Teaching Research Bldg - School of PH	358	02/01/05	3,923,099	23.620%	0	0	0
UNC-CH Hlth	40072-310	Carrington Hall - for School of Nursing	214	03/10/05	2,300,000	13.848%	0	0	0
UNC-CH Hlth	40072-311	Medical Biomolecular - Research Bldg	247	03/01/03	488,058	2.938%	0	0	0
UNC-CH Hlth	40072-312	Community Health Bldg - Consolidation	206	04/14/06	0	0.000%	0	0	0
UNC-CH Hlth	40072-313	Carolina Living and Learning Center	371	04/13/02	0	0.000%	0	0	0
UNC-CH Hlth	40072	Total			16,609,199	100.000%	0	0	0
UNC-CH	40073-301	Science Complex-Phase I Chapman Hall	087	10/01/06	2,067,444	8.708%	0	0	0
UNC-CH	40073-301	Science Complex-Phase I Caudill Lab	086	10/01/06	2,426,609	10.221%	0	0	0
UNC-CH	40073-302	Science Complex - Phase II Kenan Labs	069	05/01/08	0	0.000%	0	0	0
UNC-CH	40073-302	Science Complex - Phase II Sitterson Hall	083	05/01/08	0	0.000%	0	0	0
UNC-CH	40073-303	Murphey Hall Bldg - Renovation	030	12/27/02	0	0.000%	0	0	0
UNC-CH	40073-304	New West Bldg - Renovation	035	06/01/06	348,170	1.466%	0	0	0
UNC-CH	40073-305	Steele Building - Renovation	050	08/01/08	0	0.000%	0	0	0
UNC-CH	40073-306	Saunders Hall Bldg - Renovation	043	10/18/04	1,215,957	5.121%	0	0	0
UNC-CH	40073-307	Peabody Hall Bldg - Renovation	037	01/09/04	1,043,630	4.396%	0	0	0
UNC-CH	40073-308	Memorial Hall Renovation and Addition	027	05/01/05	2,883,492	12.145%	0	0	0
UNC-CH	40073-309	Smith Hall - Comprehensive Renovation	128	08/01/07	292	0.001%	0	0	0

					64135				
Campus	Code/Item	Project	Bldg Number	Completion Date	64135 Bond Draws	Bond Draw Percentage	Allocated Interest	Allocated Interest	Total Interest
							Post Occupancy-Included	Pre Occupancy-Excluded	
UNC-CH	40073-310	Institute of Marine Sciences Renovation - Morehead City	000	03/01/04	239,499	1.009%	0	0	0
UNC-CH	40073-311	Hamilton Hall - Renovation		08/01/07	10,307	0.043%	0	0	0
UNC-CH	40073-312	Gerrard Hall Bldg - Renovation	018	10/31/07	0	0.000%	0	0	0
UNC-CH	40073-313	Caldwell Hall - Renovation	009	11/21/02	243,531	1.026%	0	0	0
UNC-CH	40073-313	Howell Hall - Renovation	021	11/21/02	180,591	0.761%	0	0	0
UNC-CH	40073-314	Coker Hall Renovation	010	12/01/05	11,773	0.050%	0	0	0
UNC-CH	40073-314	Mitchell Hall Renovation	029	10/01/07	8,840	0.037%	0	0	0
UNC-CH	40073-315	Hanes Hall Renovation	019	07/24/08	168,622	0.710%	0	0	0
UNC-CH	40073-315	Manning Hall Renovation	026	07/27/07	9,029	0.038%	0	0	0
UNC-CH	40073-315	Alumni Building Renovation	004	01/09/04	57,383	0.242%	0	0	0
UNC-CH	40073-316	Woollen Gym Renovation	047	08/13/04	9,890	0.042%	0	0	0
UNC-CH	40073-316	Fetzer Gym Renovation	468	07/01/06	9,948	0.042%	0	0	0
UNC-CH	40073-317	Greenlaw Hall - Renovation	066	08/01/07	10,307	0.043%	0	0	0
UNC-CH	40073-318	Phillips Hall - Renovation	039	02/07/05	104,640	0.441%	0	0	0
UNC-CH	40073-319	Hill Hall Renovation	020	12/01/05	44,609	0.188%	0	0	0
UNC-CH	40073-319	Davie Hall Renovation	013	12/01/05	52,523	0.221%	0	0	0
UNC-CH	40073-320	Global Education	093	01/01/07	1,610,555	6.783%	0	0	0
UNC-CH	40073-321	College of Arts and Sciences - Digital Multimedia Instructional Center and Music Library	088	10/19/08	2,455	0.010%	0	0	0
UNC-CH	40073-322	School of Medicine - Bioinformatics Bldg	248	11/02/02	294,810	1.242%	0	0	0
UNC-CH	40073-323	Environmental Health & Safety	649	09/01/07	271,751	1.145%	0	0	0
UNC-CH	40073-323	Horney Annex	477	09/01/07	176,143	0.742%	0	0	0
UNC-CH	40073-323	Service Station	169	09/01/07	73,702	0.310%	0	0	0
UNC-CH	40073-324	Student & Academic Services North	091	08/01/07	718,247	3.025%	0	0	0
UNC-CH	40073-324	Student & Academic Services South	092	08/01/07	252,357	1.063%	0	0	0
UNC-CH	40073-325	Storm Drainage Improvements	N/A	09/01/07	307,752	1.296%	0	0	0
UNC-CH	40073-326	Cogeneration Facility - Back Pressure Turbine Generator	147	07/01/07	556,191	2.343%	0	0	0
UNC-CH	49923-307	Steam Distribution System Replacement	N/A	05/30/03	1,503,304	6.332%	0	0	0
UNC-CH	40073-328	Upgrade Campus Energy Management and Control System	N/A	11/01/08	23,260	0.098%	0	0	0
UNC-CH	40073-329	Campus Fiber Optics Network	N/A	03/07/08	2,482,685	10.457%	0	0	0
UNC-CH	40073-330	Electrical System Improvements	N/A	08/31/06	20,165	0.085%	0	0	0
UNC-CH	40073-331	Infrastructure Improvements - Manning Steam Plant	626	11/01/07	1,477,282	6.222%	0	0	0
UNC-CH	40073-331	Infrastructure Improvements - Chiller Plant	230	11/01/07	522,829	2.202%	0	0	0
UNC-CH	40073-332	ITS Building, Manning Drive	625	12/01/06	676,230	2.848%	0	0	0
UNC-CH	40073-333	Land Acquisition	N/A	N/A	1,316,012	5.543%	0	0	0
UNC-CH	40073-334	440 West Franklin Street Building	454	11/01/05	309,169	1.302%	0	0	0
UNC-CH	40073-335	Wilson Hall Laboratory Renovation	046	11/01/06	0	0.000%	0	0	0
UNC-CH	40073-336	Memorial Hall - Renovation and A	027	06/01/05	0	0.000%	0	0	0

					64135				
Campus	Code/Item	Project	Bldg Number	Completion Date	64135 Bond Draws	Bond Draw Percentage	Allocated Interest		Total Interest
							Post Occupancy-Included	Pre Occupancy-Excluded	
UNC-CH	40073-337	RB House Library - Renovations	063	05/28/02	450	0.002%	0	0	0
UNC-CH	40073/49923	Total			23,742,432	100.000%	0	0	0
		UNC Grand Total			40,351,632		0	0	0
NCSU	40024-301	Coliseum Parking Deck (Reynolds Coliseum Parking Deck-Allocated based on FTE's)	Reynolds Coliseum Parking Deck-Allocated based on FTE's	10/14/2003	(\$300,000)	-0.00578	\$0	\$0	\$0
NCSU	40024-304	Utility Plant (West Chiller Plant)	West Chiller Plant	6/10/2004	\$0	0.00000	\$0	\$0	\$0
NCSU	40074-301	Undergraduate Science Teaching Lab Phase I (all other phases note noted below)--(Mary Anne Fox Teaching Labs)	Mary Anne Fox Teaching Labs	1/9/2004	\$3,257,135	0.06271	\$0	\$0	\$0
NCSU	40074-301	Greenhouses -(Horticulture Headhouse, Horticulture Greenhouse A, Horticulture Greenhouse B)	Horticulture Headhouse, Horticulture Greenhouse A, Horticulture Greenhouse B	1/9/2004	\$41,343	0.00080	\$0	\$0	\$0
NCSU	40074-302	Withers Hall - Conversion from Laboratory to General Academic Use	Withers Hall	11/8/2006	\$178,821	0.00344	\$0	\$0	\$0
NCSU	40074-303	College of Engineering - Phase I-(Engineering Bldg I)	Engineering Bldg I	9/30/2004	\$6,629,252	0.12763	\$0	\$0	\$0
NCSU	40074-303	West Research Annex -(MAE West Research Annex)	MAE West Research Annex	3/10/2005	\$310,366	0.00598	\$0	\$0	\$0
NCSU	40074-304	College of Veterinary Medicine - Research Addition of Laboratories and Academic Space--(CVM Research Lab)	CVM Research Lab	3/25/2005	\$9,146,769	0.17610	\$0	\$0	\$0
NCSU	40074-305	College of Engineering - Phase II-(Engineering Bldg II)	Engineering Bldg II	8/3/2006	\$3,440,433	0.06624	\$0	\$0	\$0
NCSU	40074-306	David Clark Laboratory - Comprehensive Renovation and Addition	David Clark Lab Addition	7/11/2005	\$1,462,882	0.02817	\$0	\$0	\$0

					64135				
Campus	Code/Item	Project	Bldg Number	Completion Date	64135 Bond Draws	Bond Draw Percentage	Allocated Interest		Total Interest
							Post Occupancy-Included	Pre Occupancy-Excluded	
NCSU	40074-306	Upfit of Flex Lab for Zoology temp space --(Flex Labs Bldg)	Flex Labs Bldg	6/24/2003	\$27,852	0.00054	\$0	\$0	\$0
NCSU	40074-307	Undergraduate Science Teaching Lab Phase II--(Mary Anne Fox Teaching Labs)	Mary Anne Fox Teaching Labs	1/9/2004	\$0	0.00000	\$0	\$0	\$0
NCSU	40074-308	South Gardner Hall Laboratory Building - Comprehensive Renovation	South Gardner Hall Addition	8/17/2007	\$85,555	0.00165	\$0	\$0	\$0
NCSU	40074-309	1911 Classroom Building - Comprehensive Renovation	1911 Classroom Bldg	1/29/2008	\$2,000	0.00004	\$0	\$0	\$0
NCSU	40074-310	Park Shops - Comprehensive Renovation and Conversion for General Academic use	Park Shops Bldg	2/27/2009	\$0	0.00000	\$0	\$0	\$0
NCSU	40074-311	Riddick Lab - Comprehensive Renovation and Conversion from Laboratory to Classroom Building	Riddick Labs Bldg	8/3/2007	\$514,542	0.00991	\$0	\$0	\$0
NCSU	40074-312	Math & Statistics Bldg	Math & Statistics Bldg	2/15/2009	\$0	0.00000	\$0	\$0	\$0
NCSU	40074-313	Clark Hall - Conversion from Infirmary to Student and Faculty Support Services	Clark Hall	2/14/2003	\$7,400	0.00014	\$0	\$0	\$0
NCSU	40074-314	Schaub Food Science Building - Comprehensive Renovation	Schaub Food Science Bldg	8/10/2005	\$261,923	0.00504	\$0	\$0	\$0
NCSU	40074-315	Williams Hall Building - Comprehensive Renovation	Williams Hall Bldg	6/6/2008	\$199,674	0.00384	\$0	\$0	\$0
NCSU	40074-315	Renovation to labs in Gardner Hall--(Gardner Hall)	Gardner Hall	3/7/2006	\$24,726	0.00048	\$0	\$0	\$0
NCSU	40074-315	Erosion Control-Infrastructure where direct relationship with a building cannot be made.		6/30/2010	\$0	0.00000	\$0	\$0	\$0
NCSU	40074-316	Polk Hall Building - Comprehensive Renovation	Polk Hall Bldg	6/13/2008	\$166,371	0.00320	\$0	\$0	\$0
NCSU	40074-317	Leazer Hall Building - Comprehensive Renovation	Leazar Hall Bldg	6/29/2006	\$181,761	0.00350	\$0	\$0	\$0
NCSU	40074-318	Daniels Hall Building - Phase I Comprehensive Renovation	Daniels Hall Bldg	4/27/2007	\$268,235	0.00516	\$0	\$0	\$0
NCSU	40074-319	Jordan Hall Lab and Classroom Building - Addition	Jordan Hall Addition Bldg	7/25/2007	\$27,992	0.00054	\$0	\$0	\$0
NCSU	40074-320	Library - Addition--(DH Hill Library)	DH Hill Library	3/30/2007	\$276,792	0.00533	\$0	\$0	\$0

					64135				
Campus	Code/Item	Project	Bldg Number	Completion Date	64135 Bond Draws	Bond Draw Percentage	Allocated Interest		Total Interest
							Post Occupancy-Included	Pre Occupancy-Excluded	
NCSU	40074-320	516 Brickhaven Upfit for swing space	516 Brickhave n Bldg	11/15/2004	\$3,237	0.00006	\$0	\$0	\$0
NCSU	40074-321	Admin Svcs III Building	Administra tive Serv III Bldg	9/15/2004	\$1,285,310	0.02475	\$0	\$0	\$0
NCSU	40074-321	Admin Svcs II Renovation	Administra tive Serv II Bldg	4/17/2007	\$0	0.00000	\$0	\$0	\$0
NCSU	40074-321	Visitor Center	Joyner Visitor Center	11/22/2005	\$152,372	0.00293	\$0	\$0	\$0
NCSU	40074-322	Reroof several buildings at Reedy Creek & Lake Wheeler Field Labs-- (Allocated to all University Field Lab Buildings at Reedy Creek and Lake Wheeler Roads)	Allocated to all University Field Lab Buildings at Reedy Creek and Lake Wheeler Roads	2/25/2008	\$38,440	0.00074	\$0	\$0	\$0
NCSU	40074-322	Mountain Horticulture Research & Ext Center, Fletcher, NC	Mountain Horticul ture Research & Extension Center	7/9/2004	\$11,438	0.00022	\$0	\$0	\$0
NCSU	40074-322	Upper Piedmont Research Station, Reidsville, NC-- (Allocated to all NCSU Research Station Buildings in Reidsville, NC)	Allocated to all NCSU Research Station Buildings in Reidsville, NC	7/26/2004	\$34,300	0.00066	\$0	\$0	\$0
NCSU	40074-322	Sandhills Research Station, Jackson Springs, NC--(Allocated to all NCSU Research Station Buildings in Jackson Springs, NC)	Allocated to all NCSU Research Station Buildings in Jackson Springs, NC	4/1/2004	\$43,771	0.00084	\$0	\$0	\$0

					64135				
Campus	Code/Item	Project	Bldg Number	Completion Date	64135 Bond Draws	Bond Draw Percentage	Allocated Interest		Total Interest
							Post Occupancy-Included	Pre Occupancy-Excluded	
NCSU	40074-322	Lake Wheeler Rd Field Lab repairs--(Allocated to all University Field Lab Buildings at Lake Wheeler Road)	Allocated to all University Field Lab Buildings at Lake Wheeler Road	5/16/2004	\$64,644	0.00124	\$0	\$0	\$0
NCSU	40074-322	Central Crops Research Station, Clayton, NC--(Allocated to all NCSU Research Station Buildings in Clayton, NC)	Allocated to all NCSU Research Station Buildings in Clayton, NC	2/18/2004	\$7,673	0.00015	\$0	\$0	\$0
NCSU	40074-322	Horticultural Crops Research Station, Castle Hayne, NC--(Allocated to all NCSU Research Station Buildings in Castle Hayne, NC)	Allocated to all NCSU Research Station Buildings in Castle Hayne, NC	8/9/2004	\$19,514	0.00038	\$0	\$0	\$0
NCSU	40074-322	Pamlico Aquaculture Field Lab, Aurora, NC--(Allocated to all University Field Lab Buildings in Aurora, NC)	Allocated to all University Field Lab Buildings in Aurora, NC	12/1/2004	\$6,843	0.00013	\$0	\$0	\$0
NCSU	40074-322	Lake Wheeler Waste Training Education Bldg--(Waster Training Education Center)	Waste Training Education Center	11/28/2005	\$48,068	0.00093	\$0	\$0	\$0
NCSU	40074-322	New Shop Bldg at Lake Wheeler--(Shop Operations Bldg UFL 100)	Shop Operations UFL 100	5/31/2005	\$42,842	0.00082	\$0	\$0	\$0
NCSU	40074-323	Horticultural Classroom at Arboretum Education Center--(Ruby McSwain Education Center)	Ruby McSwain Education Center	8/19/2002	\$1,739	0.00003	\$0	\$0	\$0
NCSU	40074-324	Partners III	Partners III	12/3/2004	\$2,446,937	0.04711	\$0	\$0	\$0
NCSU	40074-324	Flex Building	Flex Bldg	3/6/2003	\$1,506,592	0.02901	\$0	\$0	\$0
NCSU	40074-324	Environmental Research Lab (Broughton Hall)	Broughton Hall	11/11/2005	\$401,261	0.00773	\$0	\$0	\$0

64135									
Campus	Code/Item	Project	Bldg Number	Completion Date	64135 Bond Draws	Bond Draw Percentage	Allocated Interest		Total Interest
							Post Occupancy-Included	Pre Occupancy-Excluded	
NCSU	40074-325	Public Safety Facility	Public Safety Facility	7/23/2004	\$1,246,989	0.02401	\$0	\$0	\$0
NCSU	40074-326	College of Veterinary Medicine - Mechanical and Electrical System Improvements--(CVM Main Bldg)	CVM Main Bldg	9/30/2008	\$26,819	0.00052	\$0	\$0	\$0
NCSU	40074-327	Technology Infrastructure Expansion--(Scott Hall)	Scott Hall	7/1/2003	\$47,604	0.00092	\$0	\$0	\$0
NCSU	40074-327	Technology Infrastructure Expansion-(Pulp & Paper Labs)	Pulp & Paper Lab Bldg	6/1/2003	\$13,312	0.00026	\$0	\$0	\$0
NCSU	40074-327	Technology Infrastructure Expansion-(Burlington Labs)	Burlington Labs	2/1/2004	\$79,010	0.00152	\$0	\$0	\$0
NCSU	40074-327	Technology Infrastructure Expansion-(College of Textiles Bldg)	College of Textiles Bldg	7/1/2005	\$185,624	0.00357	\$0	\$0	\$0
NCSU	40074-327	Technology Infrastructure Expansion-(Page Hall)	Page Hall	11/1/2004	\$49,214	0.00095	\$0	\$0	\$0
NCSU	40074-327	Technology Infrastructure Expansion-(Poe Hall)	Poe Hall	4/1/2006	\$149,250	0.00287	\$0	\$0	\$0
NCSU	40074-327	Technology Infrastructure Expansion-(Peele Hall)	Peele Hall	9/1/2005	\$43,916	0.00085	\$0	\$0	\$0
NCSU	40074-327	Technology Infrastructure Expansion-(Research I Bldg)	Research I Bldg	3/1/2006	\$33,682	0.00065	\$0	\$0	\$0
NCSU	40074-327	Technology Infrastructure Expansion-(Joyner Visitor Center)	Joyner Visitor Center	7/1/2005	\$4,569	0.00009	\$0	\$0	\$0
NCSU	40074-328	Chilled Water Central Plant-North Campus-(Cates Steam Plant)	Cates Steam Plant	5/25/2006	\$2,562,258	0.04933	\$0	\$0	\$0
NCSU	40074-328	Chilled Water Central Plant-(Yarborough Plant)	Yarborough Steam Plant	6/16/2005	\$4,893,712	0.09422	\$0	\$0	\$0
NCSU	40074-328	Transfer to Sullivan I-(Motor Pool Bldg)	Motor Pool	1/31/2004	\$26,966	0.00052	\$0	\$0	\$0

					64135				
Campus	Code/Item	Project	Bldg Number	Completion Date	64135 Bond Draws	Bond Draw Percentage	Allocated Interest		Total Interest
							Post Occupancy-Included	Pre Occupancy-Excluded	
NCSU	40074-330	Steam Distribution & Capacity Improvements-(Admin. Services I Bldg, Admin. Services II Bldg, Admin. Services III Bldg, Public Safety Bldg & all of Wolf Village Housing)	Admin. Services I Bldg, Admin. Services II Bldg, Admin. Services III Bldg, Public Safety Bldg and all of Wolf Village Housing	1/21/2004	\$141,932	0.00273	\$0	\$0	\$0
NCSU	40074-330	Repairs to Varsity Drive - (Infrastructure costs where the direct relationship to specific buildings cannot be made)	Infrastructure costs where the direct relationship to specific buildings cannot be made.	9/30/2003	\$7,522	0.00014	\$0	\$0	\$0

					64135				
Campus	Code/Item	Project	Bldg Number	Completion Date	64135 Bond Draws	Bond Draw Percentage	Allocated Interest		Total Interest
							Post Occupancy-Included	Pre Occupancy-Excluded	
NCSU	40074-330	Steam Distribution & Capacity Improvements-(Allocate to all Bldgs on North Campus)	Allocated to all Bldgs on North Campus	2/16/2005	\$85,596	0.00165	\$0	\$0	\$0
NCSU	40074-330	Steam Distribution & Capacity Improvements-(Daniels Hall)	Daniels Hall Bldg	6/27/2006	\$30,102	0.00058	\$0	\$0	\$0
NCSU	40074-330	Ph IV Replace HPS headers NW campus. To improve Water Pressure on North Campus Buildings for fire sprinkler systems-(Allocated to all Bldgs on North Campus)	Allocated to all Bldgs on North Campus	6/15/2005	\$70,963	0.00137	\$0	\$0	\$0
NCSU	40074-331	Booster Station-(Infrastructure costs where the direct relationship to specific buildings cannot be made)	Infrastructure costs where the direct relationship to specific buildings cannot be made.	9/13/2006	\$53,516	0.00103	\$0	\$0	\$0
NCSU	40074-331	Temp Booster Station on Sullivan-(Infrastructure costs where the direct relationship to specific buildings cannot be made)	Infrastructure costs where the direct relationship to specific buildings cannot be made.	11/15/2004	\$18,035	0.00035	\$0	\$0	\$0
NCSU	40074-331	Wayfinding Signage campus wide-(Infrastructure costs where the direct relationship to specific buildings cannot be made)	Infrastructure costs where the direct relationship to specific buildings cannot be made.	5/19/2006	\$38,884	0.00075	\$0	\$0	\$0

					64135				
Campus	Code/Item	Project	Bldg Number	Completion Date	64135 Bond Draws	Bond Draw Percentage	Allocated Interest		Total Interest
							Post Occupancy-Included	Pre Occupancy-Excluded	
NCSU	40074-331	Sewer fix for Quad Halls- (Infrastructure costs where the direct relationship to specific buildings cannot be made)	Infrastructure costs						
			where the direct relationship to specific buildings cannot be made.	10/13/2005	\$8,455	0.00016	\$0	\$0	\$0

					64135				
Campus	Code/Item	Project	Bldg Number	Completion Date	64135 Bond Draws	Bond Draw Percentage	Allocated Interest		Total Interest
							Post Occupancy-Included	Pre Occupancy-Excluded	
NCSU	40074-331	Ph I Water Improv Holliday & Method Rd-(Infrastructure costs where the direct relationship to specific buildings cannot be made)	Infrastructure costs where the direct relationship to specific buildings cannot be made.	3/8/2004	\$29,115	0.00056	\$0	\$0	\$0
NCSU	40074-331	Ph II Water Improv valve boxes-(Infrastructure costs where the direct relationship to specific buildings cannot be made)	Infrastructure costs where the direct relationship to specific buildings cannot be made.	12/31/2003	\$11,028	0.00021	\$0	\$0	\$0
NCSU	40074-331	Ph III Water Improv Method Rd-(Infrastructure costs where the direct relationship to specific buildings cannot be made)	Infrastructure costs where the direct relationship to specific buildings cannot be made.	3/1/2006	\$2,781	0.00005	\$0	\$0	\$0
NCSU	40074-331	Ph IV Waterline along Thurman-(Infrastructure costs where the direct relationship to specific buildings cannot be made)	Infrastructure costs where the direct relationship to specific buildings cannot be made.	8/13/2004	\$10,000	0.00019	\$0	\$0	\$0
NCSU	40074-331	Pedestrian Tunnel-(Allocated based on FTE's)	Allocated based on FTE	8/22/2006	\$179,061	0.00345	\$0	\$0	\$0

					64135				
Campus	Code/Item	Project	Bldg Number	Completion Date	64135 Bond Draws	Bond Draw Percentage	Allocated Interest		Total Interest
							Post Occupancy-Included	Pre Occupancy-Excluded	
NCSU	40074-332	College of Veterinary Medicine Infrastructure-(CVM Research Bldg)	CVM Research Building-Infrastructure costs for running Steam, Water, Electric lines to the new CVM Research building	1/21/2005	\$5,198,189	0.10008	\$0	\$0	\$0
NCSU	40074-333	Centennial Campus - Infrastructure Utility Plant-(Centennial Campus Utility Plant)	Centennial Campus Utility Plant	8/11/2004	\$2,187,142	0.04211	\$0	\$0	\$0
NCSU	40074-334	Land Acquisition-(Land Only-No Associated Bldg)	Land Only-No Associated Building	8/23/2004	\$258,804	0.00498	\$0	\$0	\$0
NCSU	40074-335	College of Veterinary Medicine - Research Addition of Labs and Academic Space-(CVM Research Bldg)	CVM Research Bldg	3/25/2005	\$0	0.00000	\$0	\$0	\$0
NCSU	40074-336	College of Engineering Complex Planning-(Engineering Bldg I)	Engineering Bldg I	9/30/2004	\$0	0.00000	\$0	\$0	\$0
NCSU	40074-337	Animal and Food Science Facilities-(Swine Bldg, Poultry Holding Bldg, Poultry Teaching Bldg)	Swine Bldg, Poultry Holding Bldg, Poultry Teaching Bldg	11/8/2006	\$0	0.00000	\$0	\$0	\$0

					64135				
Campus	Code/Item	Project	Bldg Number	Completion Date	64135 Bond Draws	Bond Draw Percentage	Allocated Interest		Total Interest
							Post Occupancy-Included	Pre Occupancy-Excluded	
NCSU	40074-338	Research and Teaching Feed Mill	Research & Teaching Feed Mill	9/30/2003	\$27,392	0.00053	\$0	\$0	\$0
NCSU	40074-339	Undergraduate Science Teaching Lab - Phase I-(Mary Ann Fox Teaching Lab Bldg)	Mary Ann Fox Teaching Lab Bldg	1/9/2004	\$0	0.00000	\$0	\$0	\$0
NCSU	40074-340	Lake Wheeler Rd Field Lab-(Beef Education Unit)	Beef Education Unit Bldg	11/25/2002	\$3,516	0.00007	\$0	\$0	\$0
NCSU	40074-340	Land Acquisition-(Land Only-No Associated Bldg)	Land Only-No Associated Building	7/22/2004	\$3,484	0.00007	\$0	\$0	\$0
NCSU	40074-350	Relocate autoclave from Flex Lab to Polk-(Polk Hall)	Polk Hall Bldg	8/22/2008	\$12,716	0.00024	\$0	\$0	\$0
NCSU	40074-350	Upfit Mods in Flex Bldg for Crop & Soil Sci-(Flex Bldg)	Flex Bldg	3/8/2006	\$340,578	0.00656	\$0	\$0	\$0
NCSU	40074-350	Upfit Mod for Food Sci in Flex Bldg-(Flex Bldg)	Flex Bldg	5/10/2004	\$211,457	0.00407	\$0	\$0	\$0
NCSU	40074-350	Upfit mod for ECE in Flex Bldg-(Flex Bldg)	Flex Bldg	10/9/2003	\$94,717	0.00182	\$0	\$0	\$0
NCSU	40074-350	Balance for salaries/misc costs-(Salary Costs-No Associated Bldg)	Salary costs-No Associated Building	NA	\$1,224,807	0.02358	\$0	\$0	\$0
NCSU	40074-360	Inflation Reserve-(No Associated Bldg)	Inflation Reserve-No Associated Building	NA	\$0	0.00000	\$0	\$0	\$0
NCSU	40124-312	Sullivan Drive Shops Replacement Building-(Motor Pool Bldg)	Motor Pool	1/12/2006	\$0	0.00000	\$0	\$0	\$0
NCSU	49624-302	4-H Environmental Education Center (Tyrell County)	Tyrell County 4-H Education Center	12/15/2001	\$0	0.00000	\$0	\$0	\$0
		NCSU GRAND TOTALS			\$51,939,522	1.00000	\$0	\$0	\$0
		GRAND TOTALS - BOTH CAMPUSES			\$92,291,154	\$1	\$0	\$0	\$0

					64146				
Campus	Code/Item	Project	Bldg Number	Completion Date	64146 Bond Draws	Bond Draw Percentage	Allocated Interest		Total Interest
							Post Occupancy-Included	Pre Occupancy-Excluded	
UNC-CH Hlth	40072-301	School of Medicine - Bondurant Hall	206	04/14/06	8,329,010	25.839%	0	0	0
UNC-CH Hlth	40072-302	Health Sciences Library - Renovation	223	11/01/04	2,747,708	8.524%	0	0	0
UNC-CH Hlth	40072-303	School of Dentistry Building - Renovation	209	06/04/04	522,424	1.621%	0	0	0
UNC-CH Hlth	40072-304	Rosenau Hall Laboratory Building - Comprehensive Renovation	201	08/01/08	3,179,029	9.862%	0	0	0
UNC-CH Hlth	40072-305	Brauer Hall - Renovation & Dental Clinic	211	01/01/07	2,636,569	8.179%	0	0	0
UNC-CH Hlth	40072-306	Burnett Womack Building Research Laboratory - Comprehensive Renovation	229	11/01/06	11,516,137	35.726%	0	0	0
UNC-CH Hlth	40072-307	Berryhill Hall Laboratory Building - Comprehensive Renovation	219	10/01/08	183,157	0.568%	0	0	0
UNC-CH Hlth	40072-308	Beard Hall Classroom and Laboratory Building - Comprehensive Renovation	200	09/01/07	499,318	1.549%	0	0	0
UNC-CH Hlth	40072-309	Teaching Research Bldg - School of PH	358	02/01/05	316,353	0.981%	0	0	0
UNC-CH Hlth	40072-310	Carrington Hall - for School of Nursing	214	03/10/05	2,000,000	6.204%	0	0	0
UNC-CH Hlth	40072-311	Medical Biomolecular - Research Bldg	247	03/01/03	305,041	0.946%	0	0	0
UNC-CH Hlth	40072-312	Community Health Bldg - Consolidation	206	04/14/06	0	0.000%	0	0	0
UNC-CH Hlth	40072-313	Carolina Living and Learning Center	371	04/13/02	0	0.000%	0	0	0
UNC-CH Hlth	40072	Total			32,234,748	100.00%	0	0	0
UNC-CH	40073-301	Science Complex-Phase I Chapman Hall	087	10/01/06	10,691,133	13.996%	0	0	0
UNC-CH	40073-301	Science Complex-Phase I Caudill Lab	086	10/01/06	12,548,439	16.427%	0	0	0
UNC-CH	40073-302	Science Complex - Phase II Kenan Labs	069	05/01/08	5,467	0.007%	0	0	0
UNC-CH	40073-302	Science Complex - Phase II Sitterson Hall	083	05/01/08	145,043	0.190%	0	0	0
UNC-CH	40073-303	Murphey Hall Bldg - Renovation	030	12/27/02	0	0.000%	0	0	0
UNC-CH	40073-304	New West Bldg - Renovation	035	06/01/06	501,231	0.656%	0	0	0
UNC-CH	40073-305	Steele Building - Renovation	050	08/01/08	0	0.000%	0	0	0
UNC-CH	40073-306	Saunders Hall Bldg - Renovation	043	10/18/04	2,606,660	3.412%	0	0	0
UNC-CH	40073-307	Peabody Hall Bldg - Renovation	037	01/09/04	1,796,971	2.352%	0	0	0
UNC-CH	40073-308	Memorial Hall Renovation and Addition	027	05/01/05	3,182,576	4.166%	0	0	0
UNC-CH	40073-309	Smith Hall - Comprehensive Renovation	128	08/01/07	199,352	0.261%	0	0	0

					64146				
Campus	Code/Item	Project	Bldg Number	Completion Date	64146 Bond Draws	Bond Draw Percentage	Allocated Interest	Allocated Interest	Total Interest
							Post Occupancy-Included	Pre Occupancy-Excluded	
UNC-CH	40073-310	Institute of Marine Sciences Renovation - Morehead City	000	03/01/04	1,636	0.002%	0	0	0
UNC-CH	40073-311	Hamilton Hall - Renovation		08/01/07	139,645	0.183%	0	0	0
UNC-CH	40073-312	Gerrard Hall Bldg - Renovation	018	10/31/07	142,207	0.186%	0	0	0
UNC-CH	40073-313	Caldwell Hall - Renovation	009	11/21/02	60,365	0.079%	0	0	0
UNC-CH	40073-313	Howell Hall - Renovation	021	11/21/02	44,764	0.059%	0	0	0
UNC-CH	40073-314	Coker Hall Renovation	010	12/01/05	482	0.001%	0	0	0
UNC-CH	40073-314	Mitchell Hall Renovation	029	10/01/07	362	0.000%	0	0	0
UNC-CH	40073-315	Hanes Hall Renovation	019	07/24/08	18,069	0.024%	0	0	0
UNC-CH	40073-315	Manning Hall Renovation	026	07/27/07	968	0.001%	0	0	0
UNC-CH	40073-315	Alumni Building Renovation	004	01/09/04	6,149	0.008%	0	0	0
UNC-CH	40073-316	Woollen Gym Renovation	047	08/13/04	443,476	0.581%	0	0	0
UNC-CH	40073-316	Fetzer Gym Renovation	468	07/01/06	446,075	0.584%	0	0	0
UNC-CH	40073-317	Greenlaw Hall - Renovation	066	08/01/07	202,385	0.265%	0	0	0
UNC-CH	40073-318	Phillips Hall - Renovation	039	02/07/05	198,313	0.260%	0	0	0
UNC-CH	40073-319	Hill Hall Renovation	020	12/01/05	27,182	0.036%	0	0	0
UNC-CH	40073-319	Davie Hall Renovation	013	12/01/05	32,005	0.042%	0	0	0
UNC-CH	40073-320	Global Education	093	01/01/07	2,426,539	3.177%	0	0	0
UNC-CH	40073-321	College of Arts and Sciences - Digital Multimedia Instructional Center and Music Library	088	10/19/08	397,558	0.520%	0	0	0
UNC-CH	40073-322	School of Medicine - Bioinformatics Bldg	248	11/02/02	7,246	0.009%	0	0	0
UNC-CH	40073-323	Environmental Health & Safety	649	09/01/07	1,024,629	1.341%	0	0	0
UNC-CH	40073-323	Horney Annex	477	09/01/07	664,140	0.869%	0	0	0
UNC-CH	40073-323	Service Station	169	09/01/07	277,889	0.364%	0	0	0
UNC-CH	40073-324	Student & Academic Services North	091	08/01/07	1,674,914	2.193%	0	0	0
UNC-CH	40073-324	Student & Academic Services South	092	08/01/07	588,483	0.770%	0	0	0
UNC-CH	40073-325	Storm Drainage Improvements	N/A	09/01/07	933,770	1.222%	0	0	0
UNC-CH	40073-326	Cogeneration Facility - Back Pressure Turbine Generator	147	07/01/07	662,501	0.867%	0	0	0
UNC-CH	49923-307	Steam Distribution System Replacement	N/A	05/30/03	257,154	0.337%	0	0	0
UNC-CH	40073-328	Upgrade Campus Energy Management and Control System	N/A	11/01/08	154,815	0.203%	0	0	0
UNC-CH	40073-329	Campus Fiber Optics Network	N/A	03/07/08	2,765,811	3.621%	0	0	0
UNC-CH	40073-330	Electrical System Improvements	N/A	08/31/06	98,501	0.129%	0	0	0
UNC-CH	40073-331	Infrastructure Improvements - Manning Steam Plant	626	11/01/07	19,510,624	25.542%	0	0	0
UNC-CH	40073-331	Infrastructure Improvements - Chiller Plant	230	11/01/07	6,905,060	9.040%	0	0	0
UNC-CH	40073-332	ITS Building, Manning Drive	625	12/01/06	448,602	0.587%	0	0	0
UNC-CH	40073-333	Land Acquisition	N/A	N/A	1,951,621	2.555%	0	0	0
UNC-CH	40073-334	440 West Franklin Street Building	454	11/01/05	1,998,521	2.616%	0	0	0
UNC-CH	40073-335	Wilson Hall Laboratory Renovation	046	11/01/06	197,480	0.259%	0	0	0
UNC-CH	40073-336	Memorial Hall - Renovation and A	027	06/01/05	0	0.000%	0	0	0

					64146				
Campus	Code/Item	Project	Bldg Number	Completion Date	64146 Bond Draws	Bond Draw Percentage	Allocated Interest		Total Interest
							Post Occupancy-Included	Pre Occupancy-Excluded	
UNC-CH	40073-337	RB House Library - Renovations	063	05/28/02	0	0.000%	0	0	0
UNC-CH	40073/49923	Total			76,386,812	100.000%	0	0	0
		UNC Grand Total			108,621,560		0	0	0
NCSU	40024-301	Coliseum Parking Deck (Reynolds Coliseum Parking Deck-Allocated based on FTE's)	Reynolds Coliseum Parking Deck-Allocated based on FTE's	10/14/2003	\$0	0.00000	\$0	\$0	\$0
NCSU	40024-304	Utility Plant (West Chiller Plant)	West Chiller Plant	6/10/2004	\$0	0.00000	\$0	\$0	\$0
NCSU	40074-301	Undergraduate Science Teaching Lab Phase I (all other phases note noted below)--(Mary Anne Fox Teaching Labs)	Mary Anne Fox Teaching Labs	1/9/2004	\$636,875	0.00745	\$0	\$0	\$0
NCSU	40074-301	Greenhouses -(Horticulture Headhouse, Horticulture Greenhouse A, Horticulture Greenhouse B)	Horticulture Headhouse, Horticulture Greenhouse A, Horticulture Greenhouse B	1/9/2004	\$8,084	0.00009	\$0	\$0	\$0
NCSU	40074-302	Withers Hall - Conversion from Laboratory to General Academic Use	Withers Hall	11/8/2006	\$580,317	0.00679	\$0	\$0	\$0
NCSU	40074-303	College of Engineering - Phase I-(Engineering Bldg I)	Engineering Bldg I	9/30/2004	\$9,943,854	0.11632	\$0	\$0	\$0
NCSU	40074-303	West Research Annex -(MAE West Research Annex)	MAE West Research Annex	3/10/2005	\$465,547	0.00545	\$0	\$0	\$0
NCSU	40074-304	College of Veterinary Medicine - Research Addition of Laboratories and Academic Space--(CVM Research Lab)	CVM Research Lab	3/25/2005	\$3,029,319	0.03544	\$0	\$0	\$0
NCSU	40074-305	College of Engineering - Phase II-(Engineering Bldg II)	Engineering Bldg II	8/3/2006	\$16,273,810	0.19036	\$0	\$0	\$0
NCSU	40074-306	David Clark Laboratory - Comprehensive Renovation and Addition	David Clark Lab Addition	7/11/2005	\$11,510,941	0.13465	\$0	\$0	\$0

					64146				
Campus	Code/Item	Project	Bldg Number	Completion Date	64146 Bond Draws	Bond Draw Percentage	Allocated Interest		Total Interest
							Post Occupancy-Included	Pre Occupancy-Excluded	
NCSU	40074-306	Upfit of Flex Lab for Zoology temp space --(Flex Labs Bldg)	Flex Labs Bldg	6/24/2003	\$219,158	0.00256	\$0	\$0	\$0
NCSU	40074-307	Undergraduate Science Teaching Lab Phase II--(Mary Anne Fox Teaching Labs)	Mary Anne Fox Teaching Labs	1/9/2004	\$0	0.00000	\$0	\$0	\$0
NCSU	40074-308	South Gardner Hall Laboratory Building - Comprehensive Renovation	South Gardner Hall Addition	8/17/2007	\$466,255	0.00545	\$0	\$0	\$0
NCSU	40074-309	1911 Classroom Building - Comprehensive Renovation	1911 Classroom Bldg	1/29/2008	\$41,225	0.00048	\$0	\$0	\$0
NCSU	40074-310	Park Shops - Comprehensive Renovation and Conversion for General Academic use	Park Shops Bldg	2/27/2009	\$25,650	0.00030	\$0	\$0	\$0
NCSU	40074-311	Riddick Lab - Comprehensive Renovation and Conversion from Laboratory to Classroom Building	Riddick Labs Bldg	8/3/2007	\$125,989	0.00147	\$0	\$0	\$0
NCSU	40074-312	Math & Statistics Bldg	Math & Statistics Bldg	2/15/2009	\$99,800	0.00117	\$0	\$0	\$0
NCSU	40074-313	Clark Hall - Conversion from Infirmary to Student and Faculty Support Services	Clark Hall	2/14/2003	\$12,804	0.00015	\$0	\$0	\$0
NCSU	40074-314	Schaub Food Science Building - Comprehensive Renovation	Schaub Food Science Bldg	8/10/2005	\$4,063,463	0.04753	\$0	\$0	\$0
NCSU	40074-315	Williams Hall Building - Comprehensive Renovation	Williams Hall Bldg	6/6/2008	\$131,879	0.00154	\$0	\$0	\$0
NCSU	40074-315	Renovation to labs in Gardner Hall--(Gardner Hall)	Gardner Hall	3/7/2006	\$16,331	0.00019	\$0	\$0	\$0
NCSU	40074-315	Erosion Control-Infrastructure where direct relationship with a building cannot be made.		6/30/2010	\$0	0.00000	\$0	\$0	\$0
NCSU	40074-316	Polk Hall Building - Comprehensive Renovation	Polk Hall Bldg	6/13/2008	\$110,961	0.00130	\$0	\$0	\$0
NCSU	40074-317	Leazar Hall Building - Comprehensive Renovation	Leazar Hall Bldg	6/29/2006	\$137,155	0.00160	\$0	\$0	\$0
NCSU	40074-318	Daniels Hall Building - Phase I Comprehensive Renovation	Daniels Hall Bldg	4/27/2007	\$2,594,089	0.03034	\$0	\$0	\$0
NCSU	40074-319	Jordan Hall Lab and Classroom Building - Addition	Jordan Hall Addition Bldg	7/25/2007	\$302,463	0.00354	\$0	\$0	\$0
NCSU	40074-320	Library - Addition--(DH Hill Library)	DH Hill Library	3/30/2007	\$276,075	0.00323	\$0	\$0	\$0

					64146				
Campus	Code/Item	Project	Bldg Number	Completion Date	64146 Bond Draws	Bond Draw Percentage	Allocated Interest		Total Interest
							Post Occupancy-Included	Pre Occupancy-Excluded	
NCSU	40074-320	516 Brickhaven Upfit for swing space	516 Brickhaven Bldg	11/15/2004	\$3,229	0.00004	\$0	\$0	\$0
NCSU	40074-321	Admin Svcs III Building	Administrative Serv III Bldg	9/15/2004	\$3,403,787	0.03982	\$0	\$0	\$0
NCSU	40074-321	Admin Svcs II Renovation	Administrative Serv II Bldg	4/17/2007	\$0	0.00000	\$0	\$0	\$0
NCSU	40074-321	Visitor Center	Joyner Visitor Center	11/22/2005	\$403,516	0.00472	\$0	\$0	\$0
NCSU	40074-322	Reroof several buildings at Reedy Creek & Lake Wheeler Field Labs-- (Allocated to all University Field Lab Buildings at Reedy Creek and Lake Wheeler Roads)	Allocated to all University Field Lab Buildings at Reedy Creek and Lake Wheeler Roads	2/25/2008	\$45,969	0.00054	\$0	\$0	\$0
NCSU	40074-322	Mountain Horticulture Research & Ext Center, Fletcher, NC	Mountain Horticulture Research & Extension Center	7/9/2004	\$13,678	0.00016	\$0	\$0	\$0
NCSU	40074-322	Upper Piedmont Research Station, Reidsville, NC-- (Allocated to all NCSU Research Station Buildings in Reidsville, NC)	Allocated to all NCSU Research Station Buildings in Reidsville, NC	7/26/2004	\$41,017	0.00048	\$0	\$0	\$0
NCSU	40074-322	Sandhills Research Station, Jackson Springs, NC-- (Allocated to all NCSU Research Station Buildings in Jackson Springs, NC)	Allocated to all NCSU Research Station Buildings in Jackson Springs, NC	4/1/2004	\$52,343	0.00061	\$0	\$0	\$0

					64146				
Campus	Code/Item	Project	Bldg Number	Completion Date	64146 Bond Draws	Bond Draw Percentage	Allocated Interest		Total Interest
							Post Occupancy-Included	Pre Occupancy-Excluded	
NCSU	40074-322	Lake Wheeler Rd Field Lab repairs--(Allocated to all University Field Lab Buildings at Lake Wheeler Road)	Allocated to all University Field Lab Buildings at Lake Wheeler Road	5/16/2004	\$77,304	0.00090	\$0	\$0	\$0
NCSU	40074-322	Central Crops Research Station, Clayton, NC--(Allocated to all NCSU Research Station Buildings in Clayton, NC)	Allocated to all NCSU Research Station Buildings in Clayton, NC	2/18/2004	\$9,176	0.00011	\$0	\$0	\$0
NCSU	40074-322	Horticultural Crops Research Station, Castle Hayne, NC--(Allocated to all NCSU Research Station Buildings in Castle Hayne, NC)	Allocated to all NCSU Research Station Buildings in Castle Hayne, NC	8/9/2004	\$23,336	0.00027	\$0	\$0	\$0
NCSU	40074-322	Pamlico Aquaculture Field Lab, Aurora, NC--(Allocated to all University Field lab Buildings in Aurora, NC)	Allocated to all University Field Lab Buildings in Aurora, NC	12/1/2004	\$8,184	0.00010	\$0	\$0	\$0
NCSU	40074-322	Lake Wheeler Waste Training Education Bldg--(Waster Training Education Center)	Waste Training Education Center	11/28/2005	\$57,482	0.00067	\$0	\$0	\$0
NCSU	40074-322	New Shop Bldg at Lake Wheeler--(Shop Operations Bldg UFL 100)	Shop Operations UFL 100	5/31/2005	\$51,232	0.00060	\$0	\$0	\$0
NCSU	40074-323	Horticultural Classroom at Arboretum Education Center--(Ruby McSwain Education Center)	Ruby McSwain Education Center	8/19/2002	\$5,356	0.00006	\$0	\$0	\$0
NCSU	40074-324	Partners III	Partners III	12/3/2004	\$13,105	0.00015	\$0	\$0	\$0
NCSU	40074-324	Flex Building	Flex Bldg	3/6/2003	\$8,069	0.00009	\$0	\$0	\$0
NCSU	40074-324	Environmental Research Lab (Broughton Hall)	Broughton Hall	11/11/2005	\$2,149	0.00003	\$0	\$0	\$0

					64146				
Campus	Code/Item	Project	Bldg Number	Completion Date	64146 Bond Draws	Bond Draw Percentage	Allocated Interest		Total Interest
							Post Occupancy-Included	Pre Occupancy-Excluded	
NCSU	40074-325	Public Safety Facility	Public Safety Facility	7/23/2004	\$1,229,129	0.01438	\$0	\$0	\$0
NCSU	40074-326	College of Veterinary Medicine - Mechanical and Electrical System Improvements--(CVM Main Bldg)	CVM Main Bldg	9/30/2008	\$97,683	0.00114	\$0	\$0	\$0
NCSU	40074-327	Technology Infrastructure Expansion--(Scott Hall)	Scott Hall	7/1/2003	\$31,884	0.00037	\$0	\$0	\$0
NCSU	40074-327	Technology Infrastructure Expansion-(Pulp & Paper Labs)	Pulp & Paper Lab Bldg	6/1/2003	\$8,916	0.00010	\$0	\$0	\$0
NCSU	40074-327	Technology Infrastructure Expansion-(Burlington Labs)	Burlington Labs	2/1/2004	\$52,918	0.00062	\$0	\$0	\$0
NCSU	40074-327	Technology Infrastructure Expansion-(College of Textiles Bldg)	College of Textiles Bldg	7/1/2005	\$124,325	0.00145	\$0	\$0	\$0
NCSU	40074-327	Technology Infrastructure Expansion-(Page Hall)	Page Hall	11/1/2004	\$32,962	0.00039	\$0	\$0	\$0
NCSU	40074-327	Technology Infrastructure Expansion-(Poe Hall)	Poe Hall	4/1/2006	\$99,963	0.00117	\$0	\$0	\$0
NCSU	40074-327	Technology Infrastructure Expansion-(Peele Hall)	Peele Hall	9/1/2005	\$29,413	0.00034	\$0	\$0	\$0
NCSU	40074-327	Technology Infrastructure Expansion-(Research I Bldg)	Research I Bldg	3/1/2006	\$22,559	0.00026	\$0	\$0	\$0
NCSU	40074-327	Technology Infrastructure Expansion-(Joyner Visitor Center)	Joyner Visitor Center	7/1/2005	\$3,060	0.00004	\$0	\$0	\$0
NCSU	40074-328	Chilled Water Central Plant-North Campus-(Cates Steam Plant)	Cates Steam Plant	5/25/2006	\$6,333,617	0.07409	\$0	\$0	\$0
NCSU	40074-328	Chilled Water Central Plant-(Yarborough Plant)	Yarborough Steam Plant	6/16/2005	\$12,096,712	0.14150	\$0	\$0	\$0
NCSU	40074-328	Transfer to Sullivan I-(Motor Pool Bldg)	Motor Pool	1/31/2004	\$66,656	0.00078	\$0	\$0	\$0

					64146				
Campus	Code/Item	Project	Bldg Number	Completion Date	64146 Bond Draws	Bond Draw Percentage	Allocated Interest		Total Interest
							Post Occupancy-Included	Pre Occupancy-Excluded	
NCSU	40074-330	Steam Distribution & Capacity Improvements-(Admin. Services I Bldg, Admin. Services II Bldg, Admin. Services III Bldg, Public Safety Bldg & all of Wolf Village Housing)	Admin. Services I Bldg, Admin. Services II Bldg, Admin. Services III Bldg, Public Safety Bldg and all of Wolf Village Housing	1/21/2004	\$250,297	0.00293	\$0	\$0	\$0
NCSU	40074-330	Repairs to Varsity Drive - (Infrastructure costs where the direct relationship to specific buildings cannot be made)	Infrastructure costs where the direct relationship to specific buildings cannot be made.	9/30/2003	\$13,266	0.00016	\$0	\$0	\$0

					64146				
Campus	Code/Item	Project	Bldg Number	Completion Date	64146 Bond Draws	Bond Draw Percentage	Allocated Interest		Total Interest
							Post Occupancy-Included	Pre Occupancy-Excluded	
NCSU	40074-330	Steam Distribution & Capacity Improvements-(Allocate to all Bldgs on North Campus)	Allocated to all Bldgs on North Campus	2/16/2005	\$150,948	0.00177	\$0	\$0	\$0
NCSU	40074-330	Steam Distribution & Capacity Improvements-(Daniels Hall)	Daniels Hall Bldg	6/27/2006	\$53,085	0.00062	\$0	\$0	\$0
NCSU	40074-330	Ph IV Replace HPS headers NW campus. To improve Water Pressure on North Campus Buildings for fire sprinkler systems-(Allocated to all Bldgs on North Campus)	Allocated to all Bldgs on North Campus	6/15/2005	\$125,144	0.00146	\$0	\$0	\$0
NCSU	40074-331	Booster Station-(Infrastructure costs where the direct relationship to specific buildings cannot be made)	Infrastructure costs where the direct relationship to specific buildings cannot be made.	9/13/2006	\$95,158	0.00111	\$0	\$0	\$0
NCSU	40074-331	Temp Booster Station on Sullivan-(Infrastructure costs where the direct relationship to specific buildings cannot be made)	Infrastructure costs where the direct relationship to specific buildings cannot be made.	11/15/2004	\$32,068	0.00038	\$0	\$0	\$0
NCSU	40074-331	Wayfinding Signage campus wide-(Infrastructure costs where the direct relationship to specific buildings cannot be made)	Infrastructure costs where the direct relationship to specific buildings cannot be made.	5/19/2006	\$69,141	0.00081	\$0	\$0	\$0

					64146				
Campus	Code/Item	Project	Bldg Number	Completion Date	64146 Bond Draws	Bond Draw Percentage	Allocated Interest		Total Interest
							Post Occupancy-Included	Pre Occupancy-Excluded	
NCSU	40074-331	Sewer fix for Quad Halls- (Infrastructure costs where the direct relationship to specific buildings cannot be made)	Infrastructure costs						
			where the direct relationship to specific buildings cannot be made.	10/13/2005	\$15,033	0.00018	\$0	\$0	\$0

Campus	Code/Item	Project	Bldg Number	Completion Date	64146				
					64146 Bond Draws	Bond Draw Percentage	Allocated Interest		Total Interest
							Post Occupancy-Included	Pre Occupancy-Excluded	
NCSU	40074-331	Ph I Water Improv Holliday & Method Rd-(Infrastructure costs where the direct relationship to specific buildings cannot be made)	Infrastructure costs where the direct relationship to specific buildings cannot be made.	3/8/2004	\$51,771	0.00061	\$0	\$0	\$0
NCSU	40074-331	Ph II Water Improv valve boxes-(Infrastructure costs where the direct relationship to specific buildings cannot be made)	Infrastructure costs where the direct relationship to specific buildings cannot be made.	12/31/2003	\$19,610	0.00023	\$0	\$0	\$0
NCSU	40074-331	Ph III Water Improv Method Rd-(Infrastructure costs where the direct relationship to specific buildings cannot be made)	Infrastructure costs where the direct relationship to specific buildings cannot be made.	3/1/2006	\$4,946	0.00006	\$0	\$0	\$0
NCSU	40074-331	Ph IV Waterline along Thurman-(Infrastructure costs where the direct relationship to specific buildings cannot be made)	Infrastructure costs where the direct relationship to specific buildings cannot be made.	8/13/2004	\$17,781	0.00021	\$0	\$0	\$0
NCSU	40074-331	Pedestrian Tunnel-(Allocated based on FTE's)	Allocated based on FTE	8/22/2006	\$318,394	0.00372	\$0	\$0	\$0

					64146				
Campus	Code/Item	Project	Bldg Number	Completion Date	64146 Bond Draws	Bond Draw Percentage	Allocated Interest		Total Interest
							Post Occupancy-Included	Pre Occupancy-Excluded	
NCSU	40074-332	College of Veterinary Medicine Infrastructure-(CVM Research Bldg)	CVM Research Building-Infrastructure costs for running Steam, Water, Electric lines to the new CVM Research building	1/21/2005	\$3,651,083	0.04271	\$0	\$0	\$0
NCSU	40074-333	Centennial Campus - Infrastructure Utility Plant-(Centennial Campus Utility Plant)	Centennial Campus Utility Plant	8/11/2004	\$824,249	0.00964	\$0	\$0	\$0
NCSU	40074-334	Land Acquisition-(Land Only-No Associated Bldg)	Land Only-No Associated Building	8/23/2004	\$389,690	0.00456	\$0	\$0	\$0
NCSU	40074-335	College of Veterinary Medicine - Research Addition of Labs and Academic Space-(CVM Research Bldg)	CVM Research Bldg	3/25/2005	\$0	0.00000	\$0	\$0	\$0
NCSU	40074-336	College of Engineering Complex Planning-(Engineering Bldg I)	Engineering Bldg I	9/30/2004	\$0	0.00000	\$0	\$0	\$0
NCSU	40074-337	Animal and Food Science Facilities-(Swine Bldg, Poultry Holding Bldg, Poultry Teaching Bldg)	Swine Bldg, Poultry Holding Bldg, Poultry Teaching Bldg	11/8/2006	\$318,819	0.00373	\$0	\$0	\$0

					64146				
Campus	Code/Item	Project	Bldg Number	Completion Date	64146 Bond Draws	Bond Draw Percentage	Allocated Interest		Total Interest
							Post Occupancy-Included	Pre Occupancy-Excluded	
NCSU	40074-338	Research and Teaching Feed Mill	Research & Teaching Feed Mill	9/30/2003	\$546,305	0.00639	\$0	\$0	\$0
NCSU	40074-339	Undergraduate Science Teaching Lab - Phase I-(Mary Ann Fox Teaching Lab Bldg)	Mary Ann Fox Teaching Lab Bldg	1/9/2004	\$0	0.00000	\$0	\$0	\$0
NCSU	40074-340	Lake Wheeler Rd Field Lab-(Beef Education Unit)	Beef Education Unit Bldg	11/25/2002	\$654,553	0.00766	\$0	\$0	\$0
NCSU	40074-340	Land Acquisition-(Land Only-No Associated Bldg)	Land Only-No Associated Building	7/22/2004	\$648,539	0.00759	\$0	\$0	\$0
NCSU	40074-350	Relocate autoclave from Flex Lab to Polk-(Polk Hall)	Polk Hall Bldg	8/22/2008	\$6,254	0.00007	\$0	\$0	\$0
NCSU	40074-350	Upfit Mods in Flex Bldg for Crop & Soil Sci-(Flex Bldg)	Flex Bldg	3/8/2006	\$167,497	0.00196	\$0	\$0	\$0
NCSU	40074-350	Upfit Mod for Food Sci in Flex Bldg-(Flex Bldg)	Flex Bldg	5/10/2004	\$103,995	0.00122	\$0	\$0	\$0
NCSU	40074-350	Upfit mod for ECE in Flex Bldg-(Flex Bldg)	Flex Bldg	10/9/2003	\$46,582	0.00054	\$0	\$0	\$0
NCSU	40074-350	Balance for salaries/misc costs-(Salary Costs-No Associated Bldg)	Salary costs-No Associated Building	NA	\$602,365	0.00705	\$0	\$0	\$0
NCSU	40074-360	Inflation Reserve-(No Associated Bldg)	Inflation Reserve-No Associated Building	NA	\$0	0.00000	\$0	\$0	\$0
NCSU	40124-312	Sullivan Drive Shops Replacement Building-(Motor Pool Bldg)	Motor Pool	1/12/2006	\$798,058	0.00934	\$0	\$0	\$0
NCSU	49624-302	4-H Environmental Education Center (Tyrell County)	Tyrell County 4-H Education Center	12/15/2001	(\$7,200)	-0.00008	\$0	\$0	\$0
		NCSU GRAND TOTALS			\$85,488,204	1.00000	\$0	\$0	\$0
		GRAND TOTALS - BOTH CAMPUSES			\$194,109,764	\$1	\$0	\$0	\$0

					64154				
Campus	Code/Item	Project	Bldg Number	Completion Date	64154 Bond Draws	Bond Draw Percentage	Allocated Interest		Total Interest
							Post Occupancy-Included	Pre Occupancy-Excluded	
UNC-CH Hlth	40072-301	School of Medicine - Bondurant Hall	206	04/14/06	8,511,630	25.039%	16,589	0	16,589
UNC-CH Hlth	40072-302	Health Sciences Library - Renovation	223	11/01/04	302,262	0.889%	589	0	589
UNC-CH Hlth	40072-303	School of Dentistry Building - Renovation	209	06/04/04	6	0.000%	0	0	0
UNC-CH Hlth	40072-304	Rosenau Hall Laboratory Building - Comprehensive Renovation	201	08/01/08	2,159,151	6.352%	4,208	0	4,208
UNC-CH Hlth	40072-305	Brauer Hall - Renovation & Dental Clinic	211	01/01/07	5,625,055	16.548%	10,963	0	10,963
UNC-CH Hlth	40072-306	Burnett Womack Building Research Laboratory - Comprehensive Renovation	229	11/01/06	12,236,394	35.997%	23,848	0	23,848
UNC-CH Hlth	40072-307	Berryhill Hall Laboratory Building - Comprehensive Renovation	219	10/01/08	3,836,313	11.286%	7,477	0	7,477
UNC-CH Hlth	40072-308	Beard Hall Classroom and Laboratory Building - Comprehensive Renovation	200	09/01/07	1,322,120	3.889%	2,577	0	2,577
UNC-CH Hlth	40072-309	Teaching Research Bldg - School of PH	358	02/01/05	0	0.000%	0	0	0
UNC-CH Hlth	40072-310	Carrington Hall - for School of Nursing	214	03/10/05	0	0.000%	0	0	0
UNC-CH Hlth	40072-311	Medical Biomolecular - Research Bldg	247	03/01/03	0	0.000%	0	0	0
UNC-CH Hlth	40072-312	Community Health Bldg - Consolidation	206	04/14/06	0	0.000%	0	0	0
UNC-CH Hlth	40072-313	Carolina Living and Learning Center	371	04/13/02	0	0.000%	0	0	0
UNC-CH Hlth	40072	Total			33,992,930	100.000%	66,251	0	66,251
UNC-CH	40073-301	Science Complex-Phase I Chapman Hall	087	10/01/06	5,955,162	6.948%	11,606	0	11,606
UNC-CH	40073-301	Science Complex-Phase I Caudill Lab	086	10/01/06	6,989,717	8.155%	13,623	0	13,623
UNC-CH	40073-302	Science Complex - Phase II Kenan Labs	069	05/01/08	480,547	0.561%	937	0	937
UNC-CH	40073-302	Science Complex - Phase II Sitterson Hall	083	05/01/08	12,749,491	14.875%	24,848	0	24,848
UNC-CH	40073-303	Murphey Hall Bldg - Renovation	030	12/27/02	0	0.000%	0	0	0
UNC-CH	40073-304	New West Bldg - Renovation	035	06/01/06	2,757,266	3.217%	5,374	0	5,374
UNC-CH	40073-305	Steele Building - Renovation	050	08/01/08	4,989	0.006%	10	0	10
UNC-CH	40073-306	Saunders Hall Bldg - Renovation	043	10/18/04	139,524	0.163%	272	0	272
UNC-CH	40073-307	Peabody Hall Bldg - Renovation	037	01/09/04	2,000	0.002%	4	0	4
UNC-CH	40073-308	Memorial Hall Renovation and Addition	027	05/01/05	0	0.000%	0	0	0
UNC-CH	40073-309	Smith Hall - Comprehensive Renovation	128	08/01/07	42,613	0.050%	83	0	83

					64154				
Campus	Code/Item	Project	Bldg Number	Completion Date	64154 Bond Draws	Bond Draw Percentage	Allocated Interest		Total Interest
							Post Occupancy- Included	Pre Occupancy- Excluded	
UNC-CH	40073-310	Institute of Marine Sciences Renovation - Morehead City	000	03/01/04	0	0.000%	0	0	0
UNC-CH	40073-311	Hamilton Hall - Renovation		08/01/07	24,245	0.028%	47	0	47
UNC-CH	40073-312	Gerrard Hall Bldg - Renovation	018	10/31/07	23,569	0.027%	46	0	46
UNC-CH	40073-313	Caldwell Hall - Renovation	009	11/21/02	136,295	0.159%	266	0	266
UNC-CH	40073-313	Howell Hall - Renovation	021	11/21/02	101,070	0.118%	197	0	197
UNC-CH	40073-314	Coker Hall Renovation	010	12/01/05	82,908	0.097%	162	0	162
UNC-CH	40073-314	Mitchell Hall Renovation	029	10/01/07	62,253	0.073%	121	0	121
UNC-CH	40073-315	Hanes Hall Renovation	019	07/24/08	107,528	0.125%	210	0	210
UNC-CH	40073-315	Manning Hall Renovation	026	07/27/07	5,758	0.007%	11	0	11
UNC-CH	40073-315	Alumni Building Renovation	004	01/09/04	36,592	0.043%	71	0	71
UNC-CH	40073-316	Woollen Gym Renovation	047	08/13/04	116,510	0.136%	227	0	227
UNC-CH	40073-316	Fetzer Gym Renovation	468	07/01/06	117,192	0.137%	228	0	228
UNC-CH	40073-317	Greenlaw Hall - Renovation	066	08/01/07	993,049	1.159%	1,935	0	1,935
UNC-CH	40073-318	Phillips Hall - Renovation	039	02/07/05	262,598	0.306%	512	0	512
UNC-CH	40073-319	Hill Hall Renovation	020	12/01/05	47,892	0.056%	93	0	93
UNC-CH	40073-319	Davie Hall Renovation	013	12/01/05	56,389	0.066%	110	0	110
UNC-CH	40073-320	Global Education	093	01/01/07	10,397,894	12.132%	20,265	0	20,265
UNC-CH	40073-321	College of Arts and Sciences - Digital Multimedia Instructional Center and Music Library	088	10/19/08	139,403	0.163%	272	0	272
UNC-CH	40073-322	School of Medicine - Bioinformatics Bldg	248	11/02/02	556	0.001%	1	0	1
UNC-CH	40073-323	Environmental Health & Safety	649	09/01/07	2,693,559	3.143%	5,250	0	5,250
UNC-CH	40073-323	Horney Annex	477	09/01/07	1,745,902	2.037%	3,403	0	3,403
UNC-CH	40073-323	Service Station	169	09/01/07	730,518	0.852%	1,424	0	1,424
UNC-CH	40073-324	Student & Academic Services North	091	08/01/07	6,803,187	7.938%	13,259	0	13,259
UNC-CH	40073-324	Student & Academic Services South	092	08/01/07	2,390,309	2.789%	4,659	0	4,659
UNC-CH	40073-325	Storm Drainage Improvements	N/A	09/01/07	492,114	0.574%	959	0	959
UNC-CH	40073-326	Cogeneration Facility - Back Pressure Turbine Generator	147	07/01/07	421,979	0.492%	822	0	822
UNC-CH	49923-307	Steam Distribution System Replacement	N/A	05/30/03	(203,000)	-0.237%	(396)	0	(396)
UNC-CH	40073-328	Upgrade Campus Energy Management and Control System	N/A	11/01/08	417,880	0.488%	814	0	814
UNC-CH	40073-329	Campus Fiber Optics Network	N/A	03/07/08	2,483,402	2.898%	4,840	0	4,840
UNC-CH	40073-330	Electrical System Improvements	N/A	08/31/06	2,726,155	3.181%	5,313	0	5,313
UNC-CH	40073-331	Infrastructure Improvements - Manning Steam Plant	626	11/01/07	4,698,940	5.482%	9,158	0	9,158
UNC-CH	40073-331	Infrastructure Improvements - Chiller Plant	230	11/01/07	1,663,015	1.940%	3,241	0	3,241
UNC-CH	40073-332	ITS Building, Manning Drive	625	12/01/06	5,117,327	5.971%	9,974	0	9,974
UNC-CH	40073-333	Land Acquisition	N/A	N/A	1,354,286	1.580%	2,639	0	2,639
UNC-CH	40073-334	440 West Franklin Street Building	454	11/01/05	6,566,593	7.662%	12,798	0	12,798
UNC-CH	40073-335	Wilson Hall Laboratory Renovation	046	11/01/06	3,772,948	4.402%	7,353	0	7,353
UNC-CH	40073-336	Memorial Hall - Renovation and A	027	06/01/05	0	0.000%	0	0	0

					64154				
Campus	Code/Item	Project	Bldg Number	Completion Date	64154 Bond Draws	Bond Draw Percentage	Allocated Interest		Total Interest
							Post Occupancy-Included	Pre Occupancy-Excluded	
UNC-CH	40073-337	RB House Library - Renovations	063	05/28/02	0	0.000%	0	0	0
UNC-CH	40073/49923	Total			85,708,124	100.000%	167,043	0	167,043
		UNC Grand Total			119,701,054		233,294	0	233,294
NCSU	40024-301	Coliseum Parking Deck (Reynolds Coliseum Parking Deck-Allocated based on FTE's)	Reynolds Coliseum Parking Deck-Allocated based on FTE's	10/14/2003	\$0	0.00000	\$0	\$0	\$0
NCSU	40024-304	Utility Plant (West Chiller Plant)	West Chiller Plant	6/10/2004	\$0	0.00000	\$0	\$0	\$0
NCSU	40074-301	Undergraduate Science Teaching Lab Phase I (all other phases note noted below)--(Mary Anne Fox Teaching Labs)	Mary Anne Fox Teaching Labs	1/9/2004	\$96,941	0.00096	\$189	\$0	\$189
NCSU	40074-301	Greenhouses -(Horticulture Headhouse, Horticulture Greenhouse A, Horticulture Greenhouse B)	Horticulture Headhouse, Horticulture Greenhouse A, Horticulture Greenhouse B	1/9/2004	\$1,230	0.00001	\$2	\$0	\$2
NCSU	40074-302	Withers Hall - Conversion from Laboratory to General Academic Use	Withers Hall	11/8/2006	\$6,097,241	0.06012	\$11,883	\$0	\$11,883
NCSU	40074-303	College of Engineering - Phase I--(Engineering Bldg I)	Engineering Bldg I	9/30/2004	\$2,111,666	0.02082	\$4,116	\$0	\$4,116
NCSU	40074-303	West Research Annex -(MAE West Research Annex)	MAE West Research Annex	3/10/2005	\$98,863	0.00097	\$193	\$0	\$193
NCSU	40074-304	College of Veterinary Medicine - Research Addition of Laboratories and Academic Space--(CVM Research Lab)	CVM Research Lab	3/25/2005	\$0	0.00000	\$0	\$0	\$0
NCSU	40074-305	College of Engineering - Phase II--(Engineering Bldg II)	Engineering Bldg II	8/3/2006	\$12,974,681	0.12793	\$25,287	\$0	\$25,287
NCSU	40074-306	David Clark Laboratory - Comprehensive Renovation and Addition	David Clark Lab Addition	7/11/2005	\$6,040,865	0.05956	\$11,773	\$0	\$11,773

					64154				
Campus	Code/Item	Project	Bldg Number	Completion Date	64154 Bond Draws	Bond Draw Percentage	Allocated Interest		Total Interest
							Post Occupancy-Included	Pre Occupancy-Excluded	
NCSU	40074-306	Upfit of Flex Lab for Zoology temp space --(Flex Labs Bldg)	Flex Labs Bldg	6/24/2003	\$115,013	0.00113	\$224	\$0	\$224
NCSU	40074-307	Undergraduate Science Teaching Lab Phase II--(Mary Anne Fox Teaching Labs)	Mary Anne Fox Teaching Labs	1/9/2004	\$0	0.00000	\$0	\$0	\$0
NCSU	40074-308	South Gardner Hall Laboratory Building - Comprehensive Renovation	South Gardner Hall Addition	8/17/2007	\$1,990,855	0.01963	\$3,880	\$0	\$3,880
NCSU	40074-309	1911 Classroom Building - Comprehensive Renovation	1911 Classroom Bldg	1/29/2008	\$350,841	0.00346	\$684	\$0	\$684
NCSU	40074-310	Park Shops - Comprehensive Renovation and Conversion for General Academic use	Park Shops Bldg	2/27/2009	\$178,390	0.00176	\$348	\$0	\$348
NCSU	40074-311	Riddick Lab - Comprehensive Renovation and Conversion from Laboratory to Classroom Building	Riddick Labs Bldg	8/3/2007	\$5,605,052	0.05527	\$10,924	\$0	\$10,924
NCSU	40074-312	Math & Statistics Bldg	Math & Statistics Bldg	2/15/2009	\$1,349,337	0.01330	\$2,630	\$0	\$2,630
NCSU	40074-313	Clark Hall - Conversion from Infirmary to Student and Faculty Support Services	Clark Hall	2/14/2003	\$0	0.00000	\$0	\$0	\$0
NCSU	40074-314	Schaub Food Science Building - Comprehensive Renovation	Schaub Food Science Bldg	8/10/2005	\$7,088,422	0.06989	\$13,815	\$0	\$13,815
NCSU	40074-315	Williams Hall Building - Comprehensive Renovation	Williams Hall Bldg	6/6/2008	\$585,149	0.00577	\$1,140	\$0	\$1,140
NCSU	40074-315	Renovation to labs in Gardner Hall--(Gardner Hall)	Gardner Hall	3/7/2006	\$72,461	0.00071	\$141	\$0	\$141
NCSU	40074-315	Erosion Control-Infrastructure where direct relationship with a building cannot be made.		6/30/2010	\$0	0.00000	\$0	\$0	\$0
NCSU	40074-316	Polk Hall Building - Comprehensive Renovation	Polk Hall Bldg	6/13/2008	\$1,857,015	0.01831	\$3,619	\$0	\$3,619
NCSU	40074-317	Leazar Hall Building - Comprehensive Renovation	Leazar Hall Bldg	6/29/2006	\$6,184,309	0.06098	\$12,053	\$0	\$12,053
NCSU	40074-318	Daniels Hall Building - Phase I Comprehensive Renovation	Daniels Hall Bldg	4/27/2007	\$1,985,555	0.01958	\$3,870	\$0	\$3,870
NCSU	40074-319	Jordan Hall Lab and Classroom Building - Addition	Jordan Hall Addition Bldg	7/25/2007	\$3,792,337	0.03739	\$7,391	\$0	\$7,391
NCSU	40074-320	Library - Addition--(DH Hill Library)	DH Hill Library	3/30/2007	\$4,569,344	0.04505	\$8,906	\$0	\$8,906

					64154				
Campus	Code/Item	Project	Bldg Number	Completion Date	64154 Bond Draws	Bond Draw Percentage	Allocated Interest		Total Interest
							Post Occupancy-Included	Pre Occupancy-Excluded	
NCSU	40074-320	516 Brickhaven Upfit for swing space	516 Brickhave n Bldg	11/15/2004	\$53,437	0.00053	\$104	\$0	\$104
NCSU	40074-321	Admin Svcs III Building	Administrative Serv III Bldg	9/15/2004	\$569,068	0.00561	\$1,109	\$0	\$1,109
NCSU	40074-321	Admin Svcs II Renovation	Administrative Serv II Bldg	4/17/2007	\$0	0.00000	\$0	\$0	\$0
NCSU	40074-321	Visitor Center	Joyner Visitor Center	11/22/2005	\$67,462	0.00067	\$131	\$0	\$131
NCSU	40074-322	Reroof several buildings at Reedy Creek & Lake Wheeler Field Labs-- (Allocated to all University Field Lab Buildings at Reedy Creek and Lake Wheeler Roads)	Allocated to all University Field Lab Buildings at Reedy Creek and Lake Wheeler Roads	2/25/2008	\$34,941	0.00034	\$68	\$0	\$68
NCSU	40074-322	Mountain Horticulture Research & Ext Center, Fletcher, NC	Mountain Horticulture Research & Extension Center	7/9/2004	\$10,397	0.00010	\$20	\$0	\$20
NCSU	40074-322	Upper Piedmont Research Station, Reidsville, NC-- (Allocated to all NCSU Research Station Buildings in Reidsville, NC)	Allocated to all NCSU Research Station Buildings in Reidsville, NC	7/26/2004	\$31,177	0.00031	\$61	\$0	\$61
NCSU	40074-322	Sandhills Research Station, Jackson Springs, NC--(Allocated to all NCSU Research Station Buildings in Jackson Springs, NC)	Allocated to all NCSU Research Station Buildings in Jackson Springs, NC	4/1/2004	\$39,786	0.00039	\$78	\$0	\$78

					64154				
Campus	Code/Item	Project	Bldg Number	Completion Date	64154 Bond Draws	Bond Draw Percentage	Allocated Interest		Total Interest
							Post Occupancy-Included	Pre Occupancy-Excluded	
NCSU	40074-322	Lake Wheeler Rd Field Lab repairs--(Allocated to all University Field Lab Buildings at Lake Wheeler Road)	Allocated to all University Field Lab Buildings at Lake Wheeler Road	5/16/2004	\$58,759	0.00058	\$115	\$0	\$115
NCSU	40074-322	Central Crops Research Station, Clayton, NC--(Allocated to all NCSU Research Station Buildings in Clayton, NC)	Allocated to all NCSU Research Station Buildings in Clayton, NC	2/18/2004	\$6,975	0.00007	\$14	\$0	\$14
NCSU	40074-322	Horticultural Crops Research Station, Castle Hayne, NC--(Allocated to all NCSU Research Station Buildings in Castle Hayne, NC)	Allocated to all NCSU Research Station Buildings in Castle Hayne, NC	8/9/2004	\$17,738	0.00017	\$35	\$0	\$35
NCSU	40074-322	Pamlico Aquaculture Field Lab, Aurora, NC--(Allocated to all University Field Lab Buildings in Aurora, NC)	Allocated to all University Field Lab Buildings in Aurora, NC	12/1/2004	\$6,220	0.00006	\$12	\$0	\$12
NCSU	40074-322	Lake Wheeler Waste Training Education Bldg--(Waster Training Education Center)	Waste Training Education Center	11/28/2005	\$43,693	0.00043	\$85	\$0	\$85
NCSU	40074-322	New Shop Bldg at Lake Wheeler--(Shop Operations Bldg UFL 100)	Shop Operations UFL 100	5/31/2005	\$38,942	0.00038	\$76	\$0	\$76
NCSU	40074-323	Horticultural Classroom at Arboretum Education Center--(Ruby McSwain Education Center)	Ruby McSwain Education Center	8/19/2002	\$23,780	0.00023	\$46	\$0	\$46
NCSU	40074-324	Partners III	Partners III	12/3/2004	\$748,077	0.00738	\$1,458	\$0	\$1,458
NCSU	40074-324	Flex Building	Flex Bldg	3/6/2003	\$460,595	0.00454	\$898	\$0	\$898
NCSU	40074-324	Environmental Research Lab (Broughton Hall)	Broughton Hall	11/11/2005	\$122,673	0.00121	\$239	\$0	\$239

					64154				
Campus	Code/Item	Project	Bldg Number	Completion Date	64154 Bond Draws	Bond Draw Percentage	Allocated Interest		Total Interest
							Post Occupancy-Included	Pre Occupancy-Excluded	
NCSU	40074-325	Public Safety Facility	Public Safety Facility	7/23/2004	\$309,147	0.00305	\$603	\$0	\$603
NCSU	40074-326	College of Veterinary Medicine - Mechanical and Electrical System Improvements--(CVM Main Bldg)	CVM Main Bldg	9/30/2008	\$6,480,366	0.06390	\$12,630	\$0	\$12,630
NCSU	40074-327	Technology Infrastructure Expansion--(Scott Hall)	Scott Hall	7/1/2003	\$55,288	0.00055	\$108	\$0	\$108
NCSU	40074-327	Technology Infrastructure Expansion-(Pulp & Paper Labs)	Pulp & Paper Lab Bldg	6/1/2003	\$15,461	0.00015	\$30	\$0	\$30
NCSU	40074-327	Technology Infrastructure Expansion-(Burlington Labs)	Burlington Labs	2/1/2004	\$91,763	0.00090	\$179	\$0	\$179
NCSU	40074-327	Technology Infrastructure Expansion-(College of Textiles Bldg)	College of Textiles Bldg	7/1/2005	\$215,585	0.00213	\$420	\$0	\$420
NCSU	40074-327	Technology Infrastructure Expansion-(Page Hall)	Page Hall	11/1/2004	\$57,158	0.00056	\$111	\$0	\$111
NCSU	40074-327	Technology Infrastructure Expansion-(Poe Hall)	Poe Hall	4/1/2006	\$173,340	0.00171	\$338	\$0	\$338
NCSU	40074-327	Technology Infrastructure Expansion-(Peele Hall)	Peele Hall	9/1/2005	\$51,004	0.00050	\$99	\$0	\$99
NCSU	40074-327	Technology Infrastructure Expansion-(Research I Bldg)	Research I Bldg	3/1/2006	\$39,119	0.00039	\$76	\$0	\$76
NCSU	40074-327	Technology Infrastructure Expansion-(Joyner Visitor Center)	Joyner Visitor Center	7/1/2005	\$5,307	0.00005	\$10	\$0	\$10
NCSU	40074-328	Chilled Water Central Plant-North Campus-(Cates Steam Plant)	Cates Steam Plant	5/25/2006	\$4,888,766	0.04820	\$9,528	\$0	\$9,528
NCSU	40074-328	Chilled Water Central Plant-(Yarborough Plant)	Yarborough Steam Plant	6/16/2005	\$9,337,161	0.09206	\$18,198	\$0	\$18,198
NCSU	40074-328	Transfer to Sullivan I-(Motor Pool Bldg)	Motor Pool	1/31/2004	\$51,450	0.00051	\$100	\$0	\$100

					64154				
Campus	Code/Item	Project	Bldg Number	Completion Date	64154 Bond Draws	Bond Draw Percentage	Allocated Interest		Total Interest
							Post Occupancy-Included	Pre Occupancy-Excluded	
NCSU	40074-330	Steam Distribution & Capacity Improvements-(Admin. Services I Bldg, Admin. Services II Bldg, Admin. Services III Bldg, Public Safety Bldg & all of Wolf Village Housing)	Admin. Services I Bldg, Admin. Services II Bldg, Admin. Services III Bldg, Public Safety Bldg and all of Wolf Village Housing	1/21/2004	\$261,935	0.00258	\$511	\$0	\$511
NCSU	40074-330	Repairs to Varsity Drive - (Infrastructure costs where the direct relationship to specific buildings cannot be made)	Infrastructure costs where the direct relationship to specific buildings cannot be made.	9/30/2003	\$13,882	0.00014	\$0	\$27	\$27

					64154				
Campus	Code/Item	Project	Bldg Number	Completion Date	64154 Bond Draws	Bond Draw Percentage	Allocated Interest		Total Interest
							Post Occupancy-Included	Pre Occupancy-Excluded	
NCSU	40074-330	Steam Distribution & Capacity Improvements-(Allocate to all Bldgs on North Campus)	Allocated to all Bldgs on North Campus	2/16/2005	\$157,967	0.00156	\$308	\$0	\$308
NCSU	40074-330	Steam Distribution & Capacity Improvements-(Daniels Hall)	Daniels Hall Bldg	6/27/2006	\$55,554	0.00055	\$108	\$0	\$108
NCSU	40074-330	Ph IV Replace HPS headers NW campus. To improve Water Pressure on North Campus Buildings for fire sprinkler systems-(Allocated to all Bldgs on North Campus)	Allocated to all Bldgs on North Campus	6/15/2005	\$130,963	0.00129	\$255	\$0	\$255
NCSU	40074-331	Booster Station-(Infrastructure costs where the direct relationship to specific buildings cannot be made)	Infrastructure costs where the direct relationship to specific buildings cannot be made.	9/13/2006	\$392,461	0.00387	\$0	\$765	\$765
NCSU	40074-331	Temp Booster Station on Sullivan-(Infrastructure costs where the direct relationship to specific buildings cannot be made)	Infrastructure costs where the direct relationship to specific buildings cannot be made.	11/15/2004	\$132,258	0.00130	\$0	\$258	\$258
NCSU	40074-331	Wayfinding Signage campus wide-(Infrastructure costs where the direct relationship to specific buildings cannot be made)	Infrastructure costs where the direct relationship to specific buildings cannot be made.	5/19/2006	\$285,158	0.00281	\$0	\$556	\$556

					64154				
Campus	Code/Item	Project	Bldg Number	Completion Date	64154 Bond Draws	Bond Draw Percentage	Allocated Interest		Total Interest
							Post Occupancy-Included	Pre Occupancy-Excluded	
NCSU	40074-331	Sewer fix for Quad Halls- (Infrastructure costs where the direct relationship to specific buildings cannot be made)	Infrastructure costs						
			where the direct relationship to specific buildings cannot be made.	10/13/2005	\$62,002	0.00061	\$0	\$121	\$121

					64154				
Campus	Code/Item	Project	Bldg Number	Completion Date	64154 Bond Draws	Bond Draw Percentage	Allocated Interest		Total Interest
							Post Occupancy-Included	Pre Occupancy-Excluded	
NCSU	40074-331	Ph I Water Improv Holliday & Method Rd-(Infrastructure costs where the direct relationship to specific buildings cannot be made)	Infrastructure costs where the direct relationship to specific buildings cannot be made.	3/8/2004	\$213,518	0.00211	\$0	\$416	\$416
NCSU	40074-331	Ph II Water Improv valve boxes-(Infrastructure costs where the direct relationship to specific buildings cannot be made)	Infrastructure costs where the direct relationship to specific buildings cannot be made.	12/31/2003	\$80,877	0.00080	\$0	\$158	\$158
NCSU	40074-331	Ph III Water Improv Method Rd-(Infrastructure costs where the direct relationship to specific buildings cannot be made)	Infrastructure costs where the direct relationship to specific buildings cannot be made.	3/1/2006	\$20,397	0.00020	\$0	\$40	\$40
NCSU	40074-331	Ph IV Waterline along Thurman-(Infrastructure costs where the direct relationship to specific buildings cannot be made)	Infrastructure costs where the direct relationship to specific buildings cannot be made.	8/13/2004	\$73,334	0.00072	\$0	\$143	\$143
NCSU	40074-331	Pedestrian Tunnel-(Allocated based on FTE's)	Allocated based on FTE	8/22/2006	\$1,313,156	0.01295	\$2,559	\$0	\$2,559

					64154				
Campus	Code/Item	Project	Bldg Number	Completion Date	64154 Bond Draws	Bond Draw Percentage	Allocated Interest		Total Interest
							Post Occupancy-Included	Pre Occupancy-Excluded	
NCSU	40074-332	College of Veterinary Medicine Infrastructure-(CVM Research Bldg)	CVM Research						
			Building-Infrastructure costs for running Steam, Water, Electric lines to the new CVM Research building	1/21/2005	\$927,671	0.00915	\$1,808	\$0	\$1,808
NCSU	40074-333	Centennial Campus - Infrastructure Utility Plant-(Centennial Campus Utility Plant)	Centennial Campus Utility Plant	8/11/2004	\$446,341	0.00440	\$870	\$0	\$870
NCSU	40074-334	Land Acquisition-(Land Only-No Associated Bldg)	Land Only-No Associated Building	8/23/2004	\$5,967	0.00006	\$0	\$12	\$12
NCSU	40074-335	College of Veterinary Medicine - Research Addition of Labs and Academic Space-(CVM Research Bldg)	CVM Research Bldg	3/25/2005	\$0	0.00000	\$0	\$0	\$0
NCSU	40074-336	College of Engineering Complex Planning-(Engineering Bldg I)	Engineering Bldg I	9/30/2004	\$0	0.00000	\$0	\$0	\$0
NCSU	40074-337	Animal and Food Science Facilities-(Swine Bldg, Poultry Holding Bldg, Poultry Teaching Bldg)	Swine Bldg, Poultry Holding Bldg, Poultry Teaching Bldg	11/8/2006	\$4,479,789	0.04417	\$8,731	\$0	\$8,731

					64154				
Campus	Code/Item	Project	Bldg Number	Completion Date	64154 Bond Draws	Bond Draw Percentage	Allocated Interest		Total Interest
							Post Occupancy-Included	Pre Occupancy-Excluded	
NCSU	40074-338	Research and Teaching Feed Mill	Research & Teaching Feed Mill	9/30/2003	\$102,070	0.00101	\$199	\$0	\$199
NCSU	40074-339	Undergraduate Science Teaching Lab - Phase I-(Mary Ann Fox Teaching Lab Bldg)	Mary Ann Fox Teaching Lab Bldg	1/9/2004	\$0	0.00000	\$0	\$0	\$0
NCSU	40074-340	Lake Wheeler Rd Field Lab-(Beef Education Unit)	Beef Education Unit Bldg	11/25/2002	\$0	0.00000	\$0	\$0	\$0
NCSU	40074-340	Land Acquisition-(Land Only-No Associated Bldg)	Land Only-No Associated Building	7/22/2004	\$0	0.00000	\$0	\$0	\$0
NCSU	40074-350	Relocate autoclave from Flex Lab to Polk-(Polk Hall)	Polk Hall Bldg	8/22/2008	\$22,220	0.00022	\$43	\$0	\$43
NCSU	40074-350	Upfit Mods in Flex Bldg for Crop & Soil Sci-(Flex Bldg)	Flex Bldg	3/8/2006	\$595,129	0.00587	\$1,160	\$0	\$1,160
NCSU	40074-350	Upfit Mod for Food Sci in Flex Bldg-(Flex Bldg)	Flex Bldg	5/10/2004	\$369,502	0.00364	\$720	\$0	\$720
NCSU	40074-350	Upfit mod for ECE in Flex Bldg-(Flex Bldg)	Flex Bldg	10/9/2003	\$165,510	0.00163	\$323	\$0	\$323
NCSU	40074-350	Balance for salaries/misc costs-(Salary Costs-No Associated Bldg)	Salary costs-No Associated Building	NA	\$2,140,243	0.02110	\$0	\$4,171	\$4,171
NCSU	40074-360	Inflation Reserve-(No Associated Bldg)	Inflation Reserve-No Associated Building	NA	\$0	0.00000	\$0	\$0	\$0
NCSU	40124-312	Sullivan Drive Shops Replacement Building-(Motor Pool Bldg)	Motor Pool	1/12/2006	\$1,723,018	0.01699	\$3,358	\$0	\$3,358
NCSU	49624-302	4-H Environmental Education Center (Tyrell County)	Tyrell County 4-H Education Center	12/15/2001	\$0	0.00000	\$0	\$0	\$0
		NCSU GRAND TOTALS			\$101,421,124	1.00000	\$191,001	\$6,666	\$197,667
		GRAND TOTALS - BOTH CAMPUSES			\$221,122,178	\$1	\$424,296	\$6,666	\$430,961

					64158				
Campus	Code/Item	Project	Bldg Number	Completion Date	64158 Bond Draws	Bond Draw Percentage	Allocated Interest		Total Interest
							Post Occupancy-Included	Pre Occupancy-Excluded	
UNC-CH Hlth	40072-301	School of Medicine - Bondurant Hall	206	04/14/06	0	0.000%	0	0	0
UNC-CH Hlth	40072-302	Health Sciences Library - Renovation	223	11/01/04	252,341	2.383%	1,829	0	1,829
UNC-CH Hlth	40072-303	School of Dentistry Building - Renovation	209	06/04/04	20,976	0.198%	152	0	152
UNC-CH Hlth	40072-304	Rosenau Hall Laboratory Building - Comprehensive Renovation	201	08/01/08	2,388,788	22.562%	17,319	0	17,319
UNC-CH Hlth	40072-305	Brauer Hall - Renovation & Dental Clinic	211	01/01/07	1,436,389	13.567%	10,414	0	10,414
UNC-CH Hlth	40072-306	Burnett Womack Building Research Laboratory - Comprehensive Renovation	229	11/01/06	1,074,301	10.147%	7,789	0	7,789
UNC-CH Hlth	40072-307	Berryhill Hall Laboratory Building - Comprehensive Renovation	219	10/01/08	5,025,251	47.464%	36,433	0	36,433
UNC-CH Hlth	40072-308	Beard Hall Classroom and Laboratory Building - Comprehensive Renovation	200	09/01/07	389,406	3.678%	2,823	0	2,823
UNC-CH Hlth	40072-309	Teaching Research Bldg - School of PH	358	02/01/05	0	0.000%	0	0	0
UNC-CH Hlth	40072-310	Carrington Hall - for School of Nursing	214	03/10/05	0	0.000%	0	0	0
UNC-CH Hlth	40072-311	Medical Biomolecular - Research Bldg	247	03/01/03	0	0.000%	0	0	0
UNC-CH Hlth	40072-312	Community Health Bldg - Consolidation	206	04/14/06	0	0.000%	0	0	0
UNC-CH Hlth	40072-313	Carolina Living and Learning Center	371	04/13/02	0	0.000%	0	0	0
UNC-CH Hlth	40072	Total			10,587,453	100.000%	76,759	0	76,759
UNC-CH	40073-301	Science Complex-Phase I Chapman Hall	087	10/01/06	1,037,460	2.315%	7,522	0	7,522
UNC-CH	40073-301	Science Complex-Phase I Caudill Lab	086	10/01/06	1,217,691	2.717%	8,828	0	8,828
UNC-CH	40073-302	Science Complex - Phase II Kenan Labs	069	05/01/08	290,588	0.648%	2,107	0	2,107
UNC-CH	40073-302	Science Complex - Phase II Sitterson Hall	083	05/01/08	7,709,638	17.203%	55,895	0	55,895
UNC-CH	40073-303	Murphey Hall Bldg - Renovation	030	12/27/02	0	0.000%	0	0	0
UNC-CH	40073-304	New West Bldg - Renovation	035	06/01/06	681,885	1.521%	4,944	0	4,944
UNC-CH	40073-305	Steele Building - Renovation	050	08/01/08	598,669	1.336%	4,340	0	4,340
UNC-CH	40073-306	Saunders Hall Bldg - Renovation	043	10/18/04	0	0.000%	0	0	0
UNC-CH	40073-307	Peabody Hall Bldg - Renovation	037	01/09/04	0	0.000%	0	0	0
UNC-CH	40073-308	Memorial Hall Renovation and Addition	027	05/01/05	0	0.000%	0	0	0
UNC-CH	40073-309	Smith Hall - Comprehensive Renovation	128	08/01/07	107,789	0.241%	781	0	781

					64158				
Campus	Code/Item	Project	Bldg Number	Completion Date	64158 Bond Draws	Bond Draw Percentage	Allocated Interest	Allocated Interest	Total Interest
							Post Occupancy-Included	Pre Occupancy-Excluded	
UNC-CH	40073-310	Institute of Marine Sciences Renovation - Morehead City	000	03/01/04	0	0.000%	0	0	0
UNC-CH	40073-311	Hamilton Hall - Renovation		08/01/07	504,462	1.126%	3,657	0	3,657
UNC-CH	40073-312	Gerrard Hall Bldg - Renovation	018	10/31/07	263,159	0.587%	1,908	0	1,908
UNC-CH	40073-313	Caldwell Hall - Renovation	009	11/21/02	602	0.001%	4	0	4
UNC-CH	40073-313	Howell Hall - Renovation	021	11/21/02	446	0.001%	3	0	3
UNC-CH	40073-314	Coker Hall Renovation	010	12/01/05	28,556	0.064%	207	0	207
UNC-CH	40073-314	Mitchell Hall Renovation	029	10/01/07	21,442	0.048%	155	0	155
UNC-CH	40073-315	Hanes Hall Renovation	019	07/24/08	436,000	0.973%	3,161	0	3,161
UNC-CH	40073-315	Manning Hall Renovation	026	07/27/07	23,346	0.052%	169	0	169
UNC-CH	40073-315	Alumni Building Renovation	004	01/09/04	148,373	0.331%	1,076	0	1,076
UNC-CH	40073-316	Woollen Gym Renovation	047	08/13/04	69,479	0.155%	504	0	504
UNC-CH	40073-316	Fetzer Gym Renovation	468	07/01/06	69,886	0.156%	507	0	507
UNC-CH	40073-317	Greenlaw Hall - Renovation	066	08/01/07	443,205	0.989%	3,213	0	3,213
UNC-CH	40073-318	Phillips Hall - Renovation	039	02/07/05	216,203	0.482%	1,567	0	1,567
UNC-CH	40073-319	Hill Hall Renovation	020	12/01/05	0	0.000%	0	0	0
UNC-CH	40073-319	Davie Hall Renovation	013	12/01/05	0	0.000%	0	0	0
UNC-CH	40073-320	Global Education	093	01/01/07	2,285,787	5.100%	16,572	0	16,572
UNC-CH	40073-321	College of Arts and Sciences - Digital Multimedia Instructional Center and Music Library	088	10/19/08	6,621,284	14.774%	48,004	0	48,004
UNC-CH	40073-322	School of Medicine - Bioinformatics Bldg	248	11/02/02	0	0.000%	0	0	0
UNC-CH	40073-323	Environmental Health & Safety	649	09/01/07	1,040,004	2.321%	7,540	0	7,540
UNC-CH	40073-323	Horney Annex	477	09/01/07	674,107	1.504%	4,887	0	4,887
UNC-CH	40073-323	Service Station	169	09/01/07	282,059	0.629%	2,045	0	2,045
UNC-CH	40073-324	Student & Academic Services North	091	08/01/07	6,001,074	13.390%	43,508	0	43,508
UNC-CH	40073-324	Student & Academic Services South	092	08/01/07	2,108,485	4.705%	15,287	0	15,287
UNC-CH	40073-325	Storm Drainage Improvements	N/A	09/01/07	1,323,577	2.953%	9,596	0	9,596
UNC-CH	40073-326	Cogeneration Facility - Back Pressure Turbine Generator	147	07/01/07	594,341	1.326%	4,309	0	4,309
UNC-CH	49923-307	Steam Distribution System Replacement	N/A	05/30/03	2,219,523	4.952%	16,092	0	16,092
UNC-CH	40073-328	Upgrade Campus Energy Management and Control System	N/A	11/01/08	1,054,908	2.354%	7,648	0	7,648
UNC-CH	40073-329	Campus Fiber Optics Network	N/A	03/07/08	1,414,523	3.156%	10,255	0	10,255
UNC-CH	40073-330	Electrical System Improvements	N/A	08/31/06	420,000	0.937%	3,045	0	3,045
UNC-CH	40073-331	Infrastructure Improvements - Manning Steam Plant	626	11/01/07	(783,373)	-1.748%	(5,679)	0	(5,679)
UNC-CH	40073-331	Infrastructure Improvements - Chiller Plant	230	11/01/07	(277,246)	-0.619%	(2,010)	0	(2,010)
UNC-CH	40073-332	ITS Building, Manning Drive	625	12/01/06	2,018,033	4.503%	14,631	0	14,631
UNC-CH	40073-333	Land Acquisition	N/A	N/A	836,162	1.866%	6,062	0	6,062
UNC-CH	40073-334	440 West Franklin Street Building	454	11/01/05	3,037	0.007%	22	0	22
UNC-CH	40073-335	Wilson Hall Laboratory Renovation	046	11/01/06	3,111,771	6.943%	22,560	0	22,560
UNC-CH	40073-336	Memorial Hall - Renovation and A	027	06/01/05	0	0.000%	0	0	0

					64158				
Campus	Code/Item	Project	Bldg Number	Completion Date	64158 Bond Draws	Bond Draw Percentage	Allocated Interest		Total Interest
							Post Occupancy-Included	Pre Occupancy-Excluded	
UNC-CH	40073-337	RB House Library - Renovations	063	05/28/02	0	0.000%	0	0	0
UNC-CH	40073/49923	Total			44,816,938	100.000%	324,923	0	324,923
		UNC Grand Total			55,404,392		401,682	0	401,682
NCSU	40024-301	Coliseum Parking Deck (Reynolds Coliseum Parking Deck-Allocated based on FTE's)	Reynolds Coliseum Parking Deck-Allocated based on FTE's	10/14/2003	\$0	0.00000	\$0	\$0	\$0
NCSU	40024-304	Utility Plant (West Chiller Plant)	West Chiller Plant	6/10/2004	\$0	0.00000	\$0	\$0	\$0
NCSU	40074-301	Undergraduate Science Teaching Lab Phase I (all other phases note noted below)--(Mary Anne Fox Teaching Labs)	Mary Anne Fox Teaching Labs	1/9/2004	\$8,168	0.00012	\$59	\$0	\$59
NCSU	40074-301	Greenhouses -(Horticulture Headhouse, Horticulture Greenhouse A, Horticulture Greenhouse B)	Horticulture Headhouse, Horticulture Greenhouse A, Horticulture Greenhouse B	1/9/2004	\$104	0.00000	\$1	\$0	\$1
NCSU	40074-302	Withers Hall - Conversion from Laboratory to General Academic Use	Withers Hall	11/8/2006	\$3,496,602	0.04944	\$25,350	\$0	\$25,350
NCSU	40074-303	College of Engineering - Phase I--(Engineering Bldg I)	Engineering Bldg I	9/30/2004	\$265,669	0.00376	\$1,926	\$0	\$1,926
NCSU	40074-303	West Research Annex -(MAE West Research Annex)	MAE West Research Annex	3/10/2005	\$12,438	0.00018	\$90	\$0	\$90
NCSU	40074-304	College of Veterinary Medicine - Research Addition of Laboratories and Academic Space--(CVM Research Lab)	CVM Research Lab	3/25/2005	\$0	0.00000	\$0	\$0	\$0
NCSU	40074-305	College of Engineering - Phase II--(Engineering Bldg II)	Engineering Bldg II	8/3/2006	\$587,554	0.00831	\$4,260	\$0	\$4,260
NCSU	40074-306	David Clark Laboratory - Comprehensive Renovation and Addition	David Clark Lab Addition	7/11/2005	\$138,217	0.00195	\$1,002	\$0	\$1,002

					64158				
Campus	Code/Item	Project	Bldg Number	Completion Date	64158 Bond Draws	Bond Draw Percentage	Allocated Interest		Total Interest
							Post Occupancy-Included	Pre Occupancy-Excluded	
NCSU	40074-306	Upfit of Flex Lab for Zoology temp space --(Flex Labs Bldg)	Flex Labs Bldg	6/24/2003	\$2,632	0.00004	\$19	\$0	\$19
NCSU	40074-307	Undergraduate Science Teaching Lab Phase II--(Mary Anne Fox Teaching Labs)	Mary Anne Fox Teaching Labs	1/9/2004	\$0	0.00000	\$0	\$0	\$0
NCSU	40074-308	South Gardner Hall Laboratory Building - Comprehensive Renovation	South Gardner Hall Addition	8/17/2007	\$8,939,772	0.12640	\$64,813	\$0	\$64,813
NCSU	40074-309	1911 Classroom Building - Comprehensive Renovation	1911 Classroom Bldg	1/29/2008	\$2,041,122	0.02886	\$14,798	\$0	\$14,798
NCSU	40074-310	Park Shops - Comprehensive Renovation and Conversion for General Academic use	Park Shops Bldg	2/27/2009	\$1,791,136	0.02532	\$12,986	\$0	\$12,986
NCSU	40074-311	Riddick Lab - Comprehensive Renovation and Conversion from Laboratory to Classroom Building	Riddick Labs Bldg	8/3/2007	\$14,732,470	0.20830	\$106,810	\$0	\$106,810
NCSU	40074-312	Math & Statistics Bldg	Math & Statistics Bldg	2/15/2009	\$6,484,470	0.09168	\$47,012	\$0	\$47,012
NCSU	40074-313	Clark Hall - Conversion from Infirmary to Student and Faculty Support Services	Clark Hall	2/14/2003	\$0	0.00000	\$0	\$0	\$0
NCSU	40074-314	Schaub Food Science Building - Comprehensive Renovation	Schaub Food Science Bldg	8/10/2005	\$493,228	0.00697	\$3,576	\$0	\$3,576
NCSU	40074-315	Williams Hall Building - Comprehensive Renovation	Williams Hall Bldg	6/6/2008	\$1,562,189	0.02209	\$11,326	\$0	\$11,326
NCSU	40074-315	Renovation to labs in Gardner Hall--(Gardner Hall)	Gardner Hall	3/7/2006	\$193,450	0.00274	\$1,403	\$0	\$1,403
NCSU	40074-315	Erosion Control-Infrastructure where direct relationship with a building cannot be made.		6/30/2010	\$0	0.00000	\$0	\$0	\$0
NCSU	40074-316	Polk Hall Building - Comprehensive Renovation	Polk Hall Bldg	6/13/2008	\$7,327,087	0.10360	\$53,121	\$0	\$53,121
NCSU	40074-317	Leazar Hall Building - Comprehensive Renovation	Leazar Hall Bldg	6/29/2006	\$756,409	0.01069	\$5,484	\$0	\$5,484
NCSU	40074-318	Daniels Hall Building - Phase I Comprehensive Renovation	Daniels Hall Bldg	4/27/2007	\$1,474,253	0.02084	\$10,688	\$0	\$10,688
NCSU	40074-319	Jordan Hall Lab and Classroom Building - Addition	Jordan Hall Addition Bldg	7/25/2007	\$8,494,636	0.12011	\$61,586	\$0	\$61,586
NCSU	40074-320	Library - Addition--(DH Hill Library)	DH Hill Library	3/30/2007	\$3,070,130	0.04341	\$22,258	\$0	\$22,258

64158									
Campus	Code/Item	Project	Bldg Number	Completion Date	64158 Bond Draws	Bond Draw Percentage	Allocated Interest		Total Interest
							Post Occupancy-Included	Pre Occupancy-Excluded	
NCSU	40074-320	516 Brickhaven Upfit for swing space	516 Brickhaven Bldg	11/15/2004	\$35,904	0.00051	\$260	\$0	\$260
NCSU	40074-321	Admin Svcs III Building	Administrative Serv III Bldg	9/15/2004	\$1,573,877	0.02225	\$11,411	\$0	\$11,411
NCSU	40074-321	Admin Svcs II Renovation	Administrative Serv II Bldg	4/17/2007	\$0	0.00000	\$0	\$0	\$0
NCSU	40074-321	Visitor Center	Joyner Visitor Center	11/22/2005	\$186,582	0.00264	\$1,353	\$0	\$1,353
NCSU	40074-322	Reroof several buildings at Reedy Creek & Lake Wheeler Field Labs-- (Allocated to all University Field Lab Buildings at Reedy Creek and Lake Wheeler Roads)	Allocated to all University Field Lab Buildings at Reedy Creek and Lake Wheeler Roads	2/25/2008	\$13,025	0.00018	\$94	\$0	\$94
NCSU	40074-322	Mountain Horticulture Research & Ext Center, Fletcher, NC	Mountain Horticulture Research & Extension Center	7/9/2004	\$3,876	0.00005	\$28	\$0	\$28
NCSU	40074-322	Upper Piedmont Research Station, Reidsville, NC-- (Allocated to all NCSU Research Station Buildings in Reidsville, NC)	Allocated to all NCSU Research Station Buildings in Reidsville, NC	7/26/2004	\$11,622	0.00016	\$84	\$0	\$84
NCSU	40074-322	Sandhills Research Station, Jackson Springs, NC-- (Allocated to all NCSU Research Station Buildings in Jackson Springs, NC)	Allocated to all NCSU Research Station Buildings in Jackson Springs, NC	4/1/2004	\$14,832	0.00021	\$108	\$0	\$108

					64158				
Campus	Code/Item	Project	Bldg Number	Completion Date	64158 Bond Draws	Bond Draw Percentage	Allocated Interest		Total Interest
							Post Occupancy-Included	Pre Occupancy-Excluded	
NCSU	40074-322	Lake Wheeler Rd Field Lab repairs--(Allocated to all University Field Lab Buildings at Lake Wheeler Road)	Allocated to all University Field Lab Buildings at Lake Wheeler Road	5/16/2004	\$21,904	0.00031	\$159	\$0	\$159
NCSU	40074-322	Central Crops Research Station, Clayton, NC--(Allocated to all NCSU Research Station Buildings in Clayton, NC)	Allocated to all NCSU Research Station Buildings in Clayton, NC	2/18/2004	\$2,600	0.00004	\$19	\$0	\$19
NCSU	40074-322	Horticultural Crops Research Station, Castle Hayne, NC--(Allocated to all NCSU Research Station Buildings in Castle Hayne, NC)	Allocated to all NCSU Research Station Buildings in Castle Hayne, NC	8/9/2004	\$6,612	0.00009	\$48	\$0	\$48
NCSU	40074-322	Pamlico Aquaculture Field Lab, Aurora, NC--(Allocated to all University Field Lab Buildings in Aurora, NC)	Allocated to all University Field Lab Buildings in Aurora, NC	12/1/2004	\$2,319	0.00003	\$17	\$0	\$17
NCSU	40074-322	Lake Wheeler Waste Training Education Bldg--(Waster Training Education Center)	Waste Training Education Center	11/28/2005	\$16,288	0.00023	\$118	\$0	\$118
NCSU	40074-322	New Shop Bldg at Lake Wheeler--(Shop Operations Bldg UFL 100)	Shop Operations UFL 100	5/31/2005	\$14,517	0.00021	\$105	\$0	\$105
NCSU	40074-323	Horticultural Classroom at Arboretum Education Center--(Ruby McSwain Education Center)	Ruby McSwain Education Center	8/19/2002	\$0	0.00000	\$0	\$0	\$0
NCSU	40074-324	Partners III	Partners III	12/3/2004	\$17,908	0.00025	\$130	\$0	\$130
NCSU	40074-324	Flex Building	Flex Bldg	3/6/2003	\$11,026	0.00016	\$80	\$0	\$80
NCSU	40074-324	Environmental Research Lab (Broughton Hall)	Broughton Hall	11/11/2005	\$2,937	0.00004	\$21	\$0	\$21

					64158				
Campus	Code/Item	Project	Bldg Number	Completion Date	64158 Bond Draws	Bond Draw Percentage	Allocated Interest		Total Interest
							Post Occupancy-Included	Pre Occupancy-Excluded	
NCSU	40074-325	Public Safety Facility	Public Safety Facility	7/23/2004	\$6,516	0.00009	\$47	\$0	\$47
NCSU	40074-326	College of Veterinary Medicine - Mechanical and Electrical System Improvements--(CVM Main Bldg)	CVM Main Bldg	9/30/2008	\$3,167,068	0.04478	\$22,961	\$0	\$22,961
NCSU	40074-327	Technology Infrastructure Expansion--(Scott Hall)	Scott Hall	7/1/2003	\$3,962	0.00006	\$29	\$0	\$29
NCSU	40074-327	Technology Infrastructure Expansion-(Pulp & Paper Labs)	Pulp & Paper Lab Bldg	6/1/2003	\$1,108	0.00002	\$8	\$0	\$8
NCSU	40074-327	Technology Infrastructure Expansion-(Burlington Labs)	Burlington Labs	2/1/2004	\$6,576	0.00009	\$48	\$0	\$48
NCSU	40074-327	Technology Infrastructure Expansion-(College of Textiles Bldg)	College of Textiles Bldg	7/1/2005	\$15,449	0.00022	\$112	\$0	\$112
NCSU	40074-327	Technology Infrastructure Expansion-(Page Hall)	Page Hall	11/1/2004	\$4,096	0.00006	\$30	\$0	\$30
NCSU	40074-327	Technology Infrastructure Expansion-(Poe Hall)	Poe Hall	4/1/2006	\$12,422	0.00018	\$90	\$0	\$90
NCSU	40074-327	Technology Infrastructure Expansion-(Peele Hall)	Peele Hall	9/1/2005	\$3,655	0.00005	\$26	\$0	\$26
NCSU	40074-327	Technology Infrastructure Expansion-(Research I Bldg)	Research I Bldg	3/1/2006	\$2,803	0.00004	\$20	\$0	\$20
NCSU	40074-327	Technology Infrastructure Expansion-(Joyner Visitor Center)	Joyner Visitor Center	7/1/2005	\$380	0.00001	\$3	\$0	\$3
NCSU	40074-328	Chilled Water Central Plant-North Campus-(Cates Steam Plant)	Cates Steam Plant	5/25/2006	\$391,480	0.00554	\$2,838	\$0	\$2,838
NCSU	40074-328	Chilled Water Central Plant-(Yarborough Plant)	Yarborough Steam Plant	6/16/2005	\$747,697	0.01057	\$5,421	\$0	\$5,421
NCSU	40074-328	Transfer to Sullivan I-(Motor Pool Bldg)	Motor Pool	1/31/2004	\$4,120	0.00006	\$30	\$0	\$30

						64158			
Campus	Code/Item	Project	Bldg Number	Completion Date	64158 Bond Draws	Bond Draw Percentage	Allocated Interest		Total Interest
							Post Occupancy-Included	Pre Occupancy-Excluded	
NCSU	40074-330	Steam Distribution & Capacity Improvements-(Admin. Services I Bldg, Admin. Services II Bldg, Admin. Services III Bldg, Public Safety Bldg & all of Wolf Village Housing)	Admin. Services I Bldg, Admin. Services II Bldg, Admin. Services III Bldg, Public Safety Bldg and all of Wolf Village Housing	1/21/2004	\$0	0.00000	\$0	\$0	\$0
NCSU	40074-330	Repairs to Varsity Drive - (Infrastructure costs where the direct relationship to specific buildings cannot be made)	Infrastructure costs where the direct relationship to specific buildings cannot be made.	9/30/2003	\$0	0.00000	\$0	\$0	\$0

					64158				
Campus	Code/Item	Project	Bldg Number	Completion Date	64158 Bond Draws	Bond Draw Percentage	Allocated Interest		Total Interest
							Post Occupancy-Included	Pre Occupancy-Excluded	
NCSU	40074-330	Steam Distribution & Capacity Improvements-(Allocate to all Bldgs on North Campus)	Allocated to all Bldgs on North Campus	2/16/2005	\$0	0.00000	\$0	\$0	\$0
NCSU	40074-330	Steam Distribution & Capacity Improvements-(Daniels Hall)	Daniels Hall Bldg	6/27/2006	\$0	0.00000	\$0	\$0	\$0
NCSU	40074-330	Ph IV Replace HPS headers NW campus. To improve Water Pressure on North Campus Buildings for fire sprinkler systems-(Allocated to all Bldgs on North Campus)	Allocated to all Bldgs on North Campus	6/15/2005	\$0	0.00000	\$0	\$0	\$0
NCSU	40074-331	Booster Station-(Infrastructure costs where the direct relationship to specific buildings cannot be made)	Infrastructure costs where the direct relationship to specific buildings cannot be made.	9/13/2006	\$78,241	0.00111	\$0	\$567	\$567
NCSU	40074-331	Temp Booster Station on Sullivan-(Infrastructure costs where the direct relationship to specific buildings cannot be made)	Infrastructure costs where the direct relationship to specific buildings cannot be made.	11/15/2004	\$26,366	0.00037	\$0	\$191	\$191
NCSU	40074-331	Wayfinding Signage campus wide-(Infrastructure costs where the direct relationship to specific buildings cannot be made)	Infrastructure costs where the direct relationship to specific buildings cannot be made.	5/19/2006	\$56,848	0.00080	\$0	\$412	\$412

64158									
Campus	Code/Item	Project	Bldg Number	Completion Date	64158 Bond Draws	Bond Draw Percentage	Allocated Interest		Total Interest
							Post Occupancy-Included	Pre Occupancy-Excluded	
NCSU	40074-331	Sewer fix for Quad Halls- (Infrastructure costs where the direct relationship to specific buildings cannot be made)	Infrastructure costs						
			where the direct relationship to specific buildings cannot be made.	10/13/2005	\$12,361	0.00017	\$0	\$90	\$90

					64158				
Campus	Code/Item	Project	Bldg Number	Completion Date	64158 Bond Draws	Bond Draw Percentage	Allocated Interest		Total Interest
							Post Occupancy-Included	Pre Occupancy-Excluded	
NCSU	40074-331	Ph I Water Improv Holliday & Method Rd-(Infrastructure costs where the direct relationship to specific buildings cannot be made)	Infrastructure costs where the direct relationship to specific buildings cannot be made.	3/8/2004	\$42,566	0.00060	\$0	\$309	\$309
NCSU	40074-331	Ph II Water Improv valve boxes-(Infrastructure costs where the direct relationship to specific buildings cannot be made)	Infrastructure costs where the direct relationship to specific buildings cannot be made.	12/31/2003	\$16,123	0.00023	\$0	\$117	\$117
NCSU	40074-331	Ph III Water Improv Method Rd-(Infrastructure costs where the direct relationship to specific buildings cannot be made)	Infrastructure costs where the direct relationship to specific buildings cannot be made.	3/1/2006	\$4,066	0.00006	\$0	\$29	\$29
NCSU	40074-331	Ph IV Waterline along Thurman-(Infrastructure costs where the direct relationship to specific buildings cannot be made)	Infrastructure costs where the direct relationship to specific buildings cannot be made.	8/13/2004	\$14,620	0.00021	\$0	\$106	\$106
NCSU	40074-331	Pedestrian Tunnel-(Allocated based on FTE's)	Allocated based on FTE	8/22/2006	\$261,787	0.00370	\$1,898	\$0	\$1,898

					64158				
Campus	Code/Item	Project	Bldg Number	Completion Date	64158 Bond Draws	Bond Draw Percentage	Allocated Interest		Total Interest
							Post Occupancy-Included	Pre Occupancy-Excluded	
NCSU	40074-332	College of Veterinary Medicine Infrastructure-(CVM Research Bldg)	CVM Research Building-Infrastructure costs for running Steam, Water, Electric lines to the new CVM Research building	1/21/2005	(\$107,001)	-0.00151	\$0	(\$776)	(\$776)
NCSU	40074-333	Centennial Campus - Infrastructure Utility Plant-(Centennial Campus Utility Plant)	Centennial Campus Utility Plant	8/11/2004	\$33,750	0.00048	\$245	\$0	\$245
NCSU	40074-334	Land Acquisition-(Land Only-No Associated Bldg)	Land Only-No Associated Building	8/23/2004	\$0	0.00000	\$0	\$0	\$0
NCSU	40074-335	College of Veterinary Medicine - Research Addition of Labs and Academic Space-(CVM Research Bldg)	CVM Research Bldg	3/25/2005	\$0	0.00000	\$0	\$0	\$0
NCSU	40074-336	College of Engineering Complex Planning-(Engineering Bldg I)	Engineering Bldg I	9/30/2004	\$0	0.00000	\$0	\$0	\$0
NCSU	40074-337	Animal and Food Science Facilities-(Swine Bldg, Poultry Holding Bldg, Poultry Teaching Bldg)	Swine Bldg, Poultry Holding Bldg, Poultry Teaching Bldg	11/8/2006	\$925,074	0.01308	\$6,707	\$0	\$6,707

					64158				
Campus	Code/Item	Project	Bldg Number	Completion Date	64158 Bond Draws	Bond Draw Percentage	Allocated Interest		Total Interest
							Post Occupancy-Included	Pre Occupancy-Excluded	
NCSU	40074-338	Research and Teaching Feed Mill	Research & Teaching Feed Mill	9/30/2003	\$5,947	0.00008	\$43	\$0	\$43
NCSU	40074-339	Undergraduate Science Teaching Lab - Phase I-(Mary Ann Fox Teaching Lab Bldg)	Mary Ann Fox Teaching Lab Bldg	1/9/2004	\$0	0.00000	\$0	\$0	\$0
NCSU	40074-340	Lake Wheeler Rd Field Lab-(Beef Education Unit)	Beef Education Unit Bldg	11/25/2002	\$0	0.00000	\$0	\$0	\$0
NCSU	40074-340	Land Acquisition-(Land Only-No Associated Bldg)	Land Only-No Associated Building	7/22/2004	\$0	0.00000	\$0	\$0	\$0
NCSU	40074-350	Relocate autoclave from Flex Lab to Polk-(Polk Hall)	Polk Hall Bldg	8/22/2008	\$6,858	0.00010	\$50	\$0	\$50
NCSU	40074-350	Upfit Mods in Flex Bldg for Crop & Soil Sci-(Flex Bldg)	Flex Bldg	3/8/2006	\$183,668	0.00260	\$1,332	\$0	\$1,332
NCSU	40074-350	Upfit Mod for Food Sci in Flex Bldg-(Flex Bldg)	Flex Bldg	5/10/2004	\$114,036	0.00161	\$827	\$0	\$827
NCSU	40074-350	Upfit mod for ECE in Flex Bldg-(Flex Bldg)	Flex Bldg	10/9/2003	\$51,079	0.00072	\$370	\$0	\$370
NCSU	40074-350	Balance for salaries/misc costs-(Salary Costs-No Associated Bldg)	Salary costs-No Associated Building	NA	\$660,517	0.00934	\$0	\$4,789	\$4,789
NCSU	40074-360	Inflation Reserve-(No Associated Bldg)	Inflation Reserve-No Associated Building	NA	\$0	0.00000	\$0	\$0	\$0
NCSU	40124-312	Sullivan Drive Shops Replacement Building-(Motor Pool Bldg)	Motor Pool	1/12/2006	\$164,917	0.00233	\$1,196	\$0	\$1,196
NCSU	49624-302	4-H Environmental Education Center (Tyrell County)	Tyrell County 4-H Education Center	12/15/2001	\$0	0.00000	\$0	\$0	\$0
		NCSU GRAND TOTALS			\$70,726,720	1.00000	\$506,935	\$5,834	\$512,769
		GRAND TOTALS - BOTH CAMPUSES			\$126,131,112	\$1	\$908,617	\$5,834	\$914,451

					64220				
Campus	Code/Item	Project	Bldg Number	Completion Date	64220 Bond Draws	Bond Draw Percentage	Allocated Interest	Allocated Interest	Total Interest
							Post Occupancy-Included	Pre Occupancy-Excluded	
UNC-CH Hlth	40072-301	School of Medicine - Bondurant Hall	206	04/14/06	0	0.000%	0	0	0
UNC-CH Hlth	40072-302	Health Sciences Library - Renovation	223	11/01/04	0	0.000%	0	0	0
UNC-CH Hlth	40072-303	School of Dentistry Building - Renovation	209	06/04/04	0	0.000%	0	0	0
UNC-CH Hlth	40072-304	Rosenau Hall Laboratory Building - Comprehensive Renovation	201	08/01/08	606,346	6.532%	8,656	0	8,656
UNC-CH Hlth	40072-305	Brauer Hall - Renovation & Dental Clinic	211	01/01/07	583,239	6.283%	8,326	0	8,326
UNC-CH Hlth	40072-306	Burnett Womack Building Research Laboratory - Comprehensive Renovation	229	11/01/06	0	0.000%	0	0	0
UNC-CH Hlth	40072-307	Berryhill Hall Laboratory Building - Comprehensive Renovation	219	10/01/08	8,082,661	87.070%	115,384	0	115,384
UNC-CH Hlth	40072-308	Beard Hall Classroom and Laboratory Building - Comprehensive Renovation	200	09/01/07	10,649	0.115%	152	0	152
UNC-CH Hlth	40072-309	Teaching Research Bldg - School of PH	358	02/01/05	0	0.000%	0	0	0
UNC-CH Hlth	40072-310	Carrington Hall - for School of Nursing	214	03/10/05	0	0.000%	0	0	0
UNC-CH Hlth	40072-311	Medical Biomolecular - Research Bldg	247	03/01/03	0	0.000%	0	0	0
UNC-CH Hlth	40072-312	Community Health Bldg - Consolidation	206	04/14/06	0	0.000%	0	0	0
UNC-CH Hlth	40072-313	Carolina Living and Learning Center	371	04/13/02	0	0.000%	0	0	0
UNC-CH Hlth	40072	Total			9,282,895	100.000%	132,518	0	132,518
UNC-CH	40073-301	Science Complex-Phase I Chapman Hall	087	10/01/06	273,544	0.511%	3,905	0	3,905
UNC-CH	40073-301	Science Complex-Phase I Caudill Lab	086	10/01/06	321,065	0.600%	4,583	0	4,583
UNC-CH	40073-302	Science Complex - Phase II Kenan Labs	069	05/01/08	341,400	0.638%	4,874	0	4,874
UNC-CH	40073-302	Science Complex - Phase II Sitterson Hall	083	05/01/08	9,148,420	17.089%	130,598	0	130,598
UNC-CH	40073-303	Murphey Hall Bldg - Renovation	030	12/27/02	0	0.000%	0	0	0
UNC-CH	40073-304	New West Bldg - Renovation	035	06/01/06	(80,209)	-0.150%	(1,145)	0	(1,145)
UNC-CH	40073-305	Steele Building - Renovation	050	08/01/08	3,316,408	6.195%	47,343	0	47,343
UNC-CH	40073-306	Saunders Hall Bldg - Renovation	043	10/18/04	0	0.000%	0	0	0
UNC-CH	40073-307	Peabody Hall Bldg - Renovation	037	01/09/04	389,345	0.727%	5,558	0	5,558
UNC-CH	40073-308	Memorial Hall Renovation and Addition	027	05/01/05	0	0.000%	0	0	0
UNC-CH	40073-309	Smith Hall - Comprehensive Renovation	128	08/01/07	1,000,648	1.869%	14,285	0	14,285

Campus	Code/Item	Project	Bldg Number	Completion Date	64220				
					64220 Bond Draws	Bond Draw Percentage	Allocated Interest	Allocated Interest	Total Interest
							Post Occupancy-Included	Pre Occupancy-Excluded	
UNC-CH	40073-310	Institute of Marine Sciences Renovation - Morehead City	000	03/01/04	0	0.000%	0	0	0
UNC-CH	40073-311	Hamilton Hall - Renovation		08/01/07	1,260,328	2.354%	17,992	0	17,992
UNC-CH	40073-312	Gerrard Hall Bldg - Renovation	018	10/31/07	915,790	1.711%	13,073	0	13,073
UNC-CH	40073-313	Caldwell Hall - Renovation	009	11/21/02	18,376	0.034%	262	0	262
UNC-CH	40073-313	Howell Hall - Renovation	021	11/21/02	13,627	0.025%	195	0	195
UNC-CH	40073-314	Coker Hall Renovation	010	12/01/05	162,602	0.304%	2,321	0	2,321
UNC-CH	40073-314	Mitchell Hall Renovation	029	10/01/07	624,044	1.166%	8,909	0	8,909
UNC-CH	40073-315	Hanes Hall Renovation	019	07/24/08	916,784	1.713%	13,088	0	13,088
UNC-CH	40073-315	Manning Hall Renovation	026	07/27/07	42,932	0.080%	613	0	613
UNC-CH	40073-315	Alumni Building Renovation	004	01/09/04	272,850	0.510%	3,895	0	3,895
UNC-CH	40073-316	Woollen Gym Renovation	047	08/13/04	0	0.000%	0	0	0
UNC-CH	40073-316	Fetzer Gym Renovation	468	07/01/06	0	0.000%	0	0	0
UNC-CH	40073-317	Greenlaw Hall - Renovation	066	08/01/07	709,788	1.326%	10,133	0	10,133
UNC-CH	40073-318	Phillips Hall - Renovation	039	02/07/05	0	0.000%	0	0	0
UNC-CH	40073-319	Hill Hall Renovation	020	12/01/05	75,054	0.140%	1,071	0	1,071
UNC-CH	40073-319	Davie Hall Renovation	013	12/01/05	88,369	0.165%	1,262	0	1,262
UNC-CH	40073-320	Global Education	093	01/01/07	1,825,317	3.410%	26,057	0	26,057
UNC-CH	40073-321	College of Arts and Sciences - Digital Multimedia Instructional Center and Music Library	088	10/19/08	14,166,589	26.463%	202,235	0	202,235
UNC-CH	40073-322	School of Medicine - Bioinformatics Bldg	248	11/02/02	0	0.000%	0	0	0
UNC-CH	40073-323	Environmental Health & Safety	649	09/01/07	290,007	0.542%	4,140	0	4,140
UNC-CH	40073-323	Horney Annex	477	09/01/07	187,976	0.351%	2,683	0	2,683
UNC-CH	40073-323	Service Station	169	09/01/07	78,653	0.147%	1,123	0	1,123
UNC-CH	40073-324	Student & Academic Services North	091	08/01/07	5,238,348	9.785%	74,780	0	74,780
UNC-CH	40073-324	Student & Academic Services South	092	08/01/07	1,840,501	3.438%	26,274	0	26,274
UNC-CH	40073-325	Storm Drainage Improvements	N/A	09/01/07	225,950	0.422%	3,226	0	3,226
UNC-CH	40073-326	Cogeneration Facility - Back Pressure Turbine Generator	147	07/01/07	389,989	0.729%	5,567	0	5,567
UNC-CH	49923-307	Steam Distribution System Replacement	N/A	05/30/03	0	0.000%	0	0	0
UNC-CH	40073-328	Upgrade Campus Energy Management and Control System	N/A	11/01/08	2,260,792	4.223%	32,274	0	32,274
UNC-CH	40073-329	Campus Fiber Optics Network	N/A	03/07/08	86,402	0.161%	1,233	0	1,233
UNC-CH	40073-330	Electrical System Improvements	N/A	08/31/06	2,169,023	4.052%	30,964	0	30,964
UNC-CH	40073-331	Infrastructure Improvements - Manning Steam Plant	626	11/01/07	369,419	0.690%	5,274	0	5,274
UNC-CH	40073-331	Infrastructure Improvements - Chiller Plant	230	11/01/07	130,742	0.244%	1,866	0	1,866
UNC-CH	40073-332	ITS Building, Manning Drive	625	12/01/06	773,144	1.444%	11,037	0	11,037
UNC-CH	40073-333	Land Acquisition	N/A	N/A	2,958,026	5.526%	42,227	0	42,227
UNC-CH	40073-334	440 West Franklin Street Building	454	11/01/05	37,408	0.070%	534	0	534
UNC-CH	40073-335	Wilson Hall Laboratory Renovation	046	11/01/06	693,666	1.296%	9,902	0	9,902
UNC-CH	40073-336	Memorial Hall - Renovation and A	027	06/01/05	0	0.000%	0	0	0

64220									
Campus	Code/Item	Project	Bldg Number	Completion Date	64220 Bond Draws	Bond Draw Percentage	Allocated Interest	Allocated Interest	Total Interest
							Post Occupancy-Included	Pre Occupancy-Excluded	
UNC-CH	40073-337	RB House Library - Renovations	063	05/28/02	0	0.000%	0	0	0
UNC-CH	40073/49923	Total			53,533,117	100.000%	764,213	0	764,213
		UNC Grand Total			62,816,012		896,731	0	896,731
NCSU	40024-301	Coliseum Parking Deck (Reynolds Coliseum Parking Deck-Allocated based on FTE's)	Reynolds Coliseum Parking Deck-Allocated based on FTE's	10/14/2003	\$0	0.00000	\$0	\$0	\$0
NCSU	40024-304	Utility Plant (West Chiller Plant)	West Chiller Plant	6/10/2004	\$0	0.00000	\$0	\$0	\$0
NCSU	40074-301	Undergraduate Science Teaching Lab Phase I (all other phases note noted below)--(Mary Anne Fox Teaching Labs)	Mary Anne Fox Teaching Labs	1/9/2004	\$187,746	0.00316	\$2,680	\$0	\$2,680
NCSU	40074-301	Greenhouses -(Horticulture Headhouse, Horticulture Greenhouse A, Horticulture Greenhouse B)	Horticulture Headhouse, Horticulture Greenhouse A, Horticulture Greenhouse B	1/9/2004	\$2,383	0.00004	\$34	\$0	\$34
NCSU	40074-302	Withers Hall - Conversion from Laboratory to General Academic Use	Withers Hall	11/8/2006	\$135,276	0.00228	\$1,931	\$0	\$1,931
NCSU	40074-303	College of Engineering - Phase I-(Engineering Bldg I)	Engineering Bldg I	9/30/2004	\$261,985	0.00441	\$3,740	\$0	\$3,740
NCSU	40074-303	West Research Annex -(MAE West Research Annex)	MAE West Research Annex	3/10/2005	\$12,266	0.00021	\$175	\$0	\$175
NCSU	40074-304	College of Veterinary Medicine - Research Addition of Laboratories and Academic Space--(CVM Research Lab)	CVM Research Lab	3/25/2005	\$0	0.00000	\$0	\$0	\$0
NCSU	40074-305	College of Engineering - Phase II-(Engineering Bldg II)	Engineering Bldg II	8/3/2006	\$46,094	0.00078	\$658	\$0	\$658
NCSU	40074-306	David Clark Laboratory - Comprehensive Renovation and Addition	David Clark Lab Addition	7/11/2005	\$28,000	0.00047	\$400	\$0	\$400

64220									
Campus	Code/Item	Project	Bldg Number	Completion Date	64220 Bond Draws	Bond Draw Percentage	Allocated Interest	Allocated Interest	Total Interest
							Post Occupancy-Included	Pre Occupancy-Excluded	
NCSU	40074-306	Upfit of Flex Lab for Zoology temp space --(Flex Labs Bldg)	Flex Labs Bldg	6/24/2003	\$531	0.00001	\$8	\$0	\$8
NCSU	40074-307	Undergraduate Science Teaching Lab Phase II--(Mary Anne Fox Teaching Labs)	Mary Anne Fox Teaching Labs	1/9/2004	\$0	0.00000	\$0	\$0	\$0
NCSU	40074-308	South Gardner Hall Laboratory Building - Comprehensive Renovation	South Gardner Hall Addition	8/17/2007	\$6,125,980	0.10305	\$87,451	\$0	\$87,452
NCSU	40074-309	1911 Classroom Building - Comprehensive Renovation	1911 Classroom Bldg	1/29/2008	\$4,665,654	0.07849	\$66,605	\$0	\$66,605
NCSU	40074-310	Park Shops - Comprehensive Renovation and Conversion for General Academic use	Park Shops Bldg	2/27/2009	\$10,058,530	0.16921	\$143,591	\$0	\$143,591
NCSU	40074-311	Riddick Lab - Comprehensive Renovation and Conversion from Laboratory to Classroom Building	Riddick Labs Bldg	8/3/2007	\$4,196,250	0.07059	\$59,904	\$0	\$59,904
NCSU	40074-312	Math & Statistics Bldg	Math & Statistics Bldg	2/15/2009	\$11,784,172	0.19824	\$168,225	\$0	\$168,225
NCSU	40074-313	Clark Hall - Conversion from Infirmary to Student and Faculty Support Services	Clark Hall	2/14/2003	\$0	0.00000	\$0	\$0	\$0
NCSU	40074-314	Schaub Food Science Building - Comprehensive Renovation	Schaub Food Science Bldg	8/10/2005	\$503,264	0.00847	\$7,184	\$0	\$7,184
NCSU	40074-315	Williams Hall Building - Comprehensive Renovation	Williams Hall Bldg	6/6/2008	\$1,610,233	0.02709	\$22,987	\$0	\$22,987
NCSU	40074-315	Renovation to labs in Gardner Hall--(Gardner Hall)	Gardner Hall	3/7/2006	\$162,011	0.00273	\$2,313	\$0	\$2,313
NCSU	40074-315	Erosion Control-Infrastructure where direct relationship with a building cannot be made.		6/30/2010	\$74,474	0.00125	\$0	\$1,063	\$1,063
NCSU	40074-316	Polk Hall Building - Comprehensive Renovation	Polk Hall Bldg	6/13/2008	\$8,095,156	0.13618	\$115,562	\$0	\$115,563
NCSU	40074-317	Leazar Hall Building - Comprehensive Renovation	Leazar Hall Bldg	6/29/2006	\$52,184	0.00088	\$745	\$0	\$745
NCSU	40074-318	Daniels Hall Building - Phase I Comprehensive Renovation	Daniels Hall Bldg	4/27/2007	\$1,093,704	0.01840	\$15,613	\$0	\$15,613
NCSU	40074-319	Jordan Hall Lab and Classroom Building - Addition	Jordan Hall Addition Bldg	7/25/2007	\$2,298,102	0.03866	\$32,807	\$0	\$32,807
NCSU	40074-320	Library - Addition--(DH Hill Library)	DH Hill Library	3/30/2007	\$309,635	0.00521	\$4,420	\$0	\$4,420

64220									
Campus	Code/Item	Project	Bldg Number	Completion Date	64220 Bond Draws	Bond Draw Percentage	Allocated Interest	Allocated Interest	Total Interest
							Post Occupancy-Included	Pre Occupancy-Excluded	
NCSU	40074-320	516 Brickhaven Upfit for swing space	516 Brickhave n Bldg	11/15/2004	\$3,621	0.00006	\$52	\$0	\$52
NCSU	40074-321	Admin Svcs III Building	Administrative Serv III Bldg	9/15/2004	\$42,124	0.00071	\$601	\$0	\$601
NCSU	40074-321	Admin Svcs II Renovation	Administrative Serv II Bldg	4/17/2007	\$0	0.00000	\$0	\$0	\$0
NCSU	40074-321	Visitor Center	Joyner Visitor Center	11/22/2005	\$4,994	0.00008	\$71	\$0	\$71
NCSU	40074-322	Reroof several buildings at Reedy Creek & Lake Wheeler Field Labs-- (Allocated to all University Field Lab Buildings at Reedy Creek and Lake Wheeler Roads)	Allocated to all University Field Lab Buildings at Reedy Creek and Lake Wheeler Roads	2/25/2008	\$32,434	0.00055	\$463	\$0	\$463
NCSU	40074-322	Mountain Horticulture Research & Ext Center, Fletcher, NC	Mountain Horticulture Research & Extension Center	7/9/2004	\$9,651	0.00016	\$138	\$0	\$138
NCSU	40074-322	Upper Piedmont Research Station, Reidsville, NC-- (Allocated to all NCSU Research Station Buildings in Reidsville, NC)	Allocated to all NCSU Research Station Buildings in Reidsville, NC	7/26/2004	\$28,940	0.00049	\$413	\$0	\$413
NCSU	40074-322	Sandhills Research Station, Jackson Springs, NC--(Allocated to all NCSU Research Station Buildings in Jackson Springs, NC)	Allocated to all NCSU Research Station Buildings in Jackson Springs, NC	4/1/2004	\$36,931	0.00062	\$527	\$0	\$527

64220									
Campus	Code/Item	Project	Bldg Number	Completion Date	64220 Bond Draws	Bond Draw Percentage	Allocated Interest	Allocated Interest	Total Interest
							Post Occupancy-Included	Pre Occupancy-Excluded	
NCSU	40074-322	Lake Wheeler Rd Field Lab repairs--(Allocated to all University Field Lab Buildings at Lake Wheeler Road)	Allocated to all						
			University Field Lab Buildings at Lake Wheeler Road	5/16/2004	\$54,543	0.00092	\$779	\$0	\$779
NCSU	40074-322	Central Crops Research Station, Clayton, NC--(Allocated to all NCSU Research Station Buildings in Clayton, NC)	Allocated to all NCSU Research Station Buildings in Clayton, NC	2/18/2004	\$6,475	0.00011	\$92	\$0	\$92
NCSU	40074-322	Horticultural Crops Research Station, Castle Hayne, NC--(Allocated to all NCSU Research Station Buildings in Castle Hayne, NC)	Allocated to all NCSU Research Station Buildings in Castle Hayne, NC	8/9/2004	\$16,465	0.00028	\$235	\$0	\$235
NCSU	40074-322	Pamlico Aquaculture Field Lab, Aurora, NC--(Allocated to all University Field lab Buildings in Aurora, NC)	Allocated to all University Field Lab Buildings in Aurora, NC	12/1/2004	\$5,774	0.00010	\$82	\$0	\$82
NCSU	40074-322	Lake Wheeler Waste Training Education Bldg--(Waster Training Education Center)	Waste Training Education Center	11/28/2005	\$40,558	0.00068	\$579	\$0	\$579
NCSU	40074-322	New Shop Bldg at Lake Wheeler--(Shop Operations Bldg UFL 100)	Shop Operations UFL 100	5/31/2005	\$36,148	0.00061	\$516	\$0	\$516
NCSU	40074-323	Horticultural Classroom at Arboretum Education Center--(Ruby McSwain Education Center)	Ruby McSwain Education Center	8/19/2002	\$0	0.00000	\$0	\$0	\$0
NCSU	40074-324	Partners III	Partners III	12/3/2004	\$1	0.00000	\$0	\$0	\$0
NCSU	40074-324	Flex Building	Flex Bldg	3/6/2003	\$0	0.00000	\$0	\$0	\$0
NCSU	40074-324	Environmental Research Lab (Broughton Hall)	Broughton Hall	11/11/2005	\$0	0.00000	\$0	\$0	\$0

64220									
Campus	Code/Item	Project	Bldg Number	Completion Date	64220 Bond Draws	Bond Draw Percentage	Allocated Interest	Allocated Interest	Total Interest
							Post Occupancy-Included	Pre Occupancy-Excluded	
NCSU	40074-325	Public Safety Facility	Public Safety Facility	7/23/2004	\$0	0.00000	\$0	\$0	\$0
NCSU	40074-326	College of Veterinary Medicine - Mechanical and Electrical System Improvements--(CVM Main Bldg)	CVM Main Bldg	9/30/2008	\$4,951,732	0.08330	\$70,688	\$0	\$70,689
NCSU	40074-327	Technology Infrastructure Expansion--(Scott Hall)	Scott Hall	7/1/2003	\$627	0.00001	\$9	\$0	\$9
NCSU	40074-327	Technology Infrastructure Expansion-(Pulp & Paper Labs)	Pulp & Paper Lab Bldg	6/1/2003	\$175	0.00000	\$2	\$0	\$2
NCSU	40074-327	Technology Infrastructure Expansion-(Burlington Labs)	Burlington Labs	2/1/2004	\$1,040	0.00002	\$15	\$0	\$15
NCSU	40074-327	Technology Infrastructure Expansion-(College of Textiles Bldg)	College of Textiles Bldg	7/1/2005	\$2,444	0.00004	\$35	\$0	\$35
NCSU	40074-327	Technology Infrastructure Expansion-(Page Hall)	Page Hall	11/1/2004	\$648	0.00001	\$9	\$0	\$9
NCSU	40074-327	Technology Infrastructure Expansion-(Poe Hall)	Poe Hall	4/1/2006	\$1,965	0.00003	\$28	\$0	\$28
NCSU	40074-327	Technology Infrastructure Expansion-(Peele Hall)	Peele Hall	9/1/2005	\$578	0.00001	\$8	\$0	\$8
NCSU	40074-327	Technology Infrastructure Expansion-(Research I Bldg)	Research I Bldg	3/1/2006	\$444	0.00001	\$6	\$0	\$6
NCSU	40074-327	Technology Infrastructure Expansion-(Joyner Visitor Center)	Joyner Visitor Center	7/1/2005	\$60	0.00000	\$1	\$0	\$1
NCSU	40074-328	Chilled Water Central Plant-North Campus-(Cates Steam Plant)	Cates Steam Plant	5/25/2006	\$54,490	0.00092	\$778	\$0	\$778
NCSU	40074-328	Chilled Water Central Plant-(Yarborough Plant)	Yarborough Steam Plant	6/16/2005	\$104,072	0.00175	\$1,486	\$0	\$1,486
NCSU	40074-328	Transfer to Sullivan I-(Motor Pool Bldg)	Motor Pool	1/31/2004	\$573	0.00001	\$8	\$0	\$8

64220									
Campus	Code/Item	Project	Bldg Number	Completion Date	64220 Bond Draws	Bond Draw Percentage	Allocated Interest	Allocated Interest	Total Interest
							Post Occupancy-Included	Pre Occupancy-Excluded	
NCSU	40074-330	Steam Distribution & Capacity Improvements-(Admin. Services I Bldg, Admin. Services II Bldg, Admin. Services III Bldg, Public Safety Bldg & all of Wolf Village Housing)	Admin. Services I Bldg, Admin. Services II Bldg, Admin. Services III Bldg, Public Safety Bldg and all of Wolf Village Housing	1/21/2004	\$13,111	0.00022	\$187	\$0	\$187
NCSU	40074-330	Repairs to Varsity Drive - (Infrastructure costs where the direct relationship to specific buildings cannot be made)	Infrastructure costs where the direct relationship to specific buildings cannot be made.	9/30/2003	\$695	0.00001	\$0	\$10	\$10

64220									
Campus	Code/Item	Project	Bldg Number	Completion Date	64220 Bond Draws	Bond Draw Percentage	Allocated Interest	Allocated Interest	Total Interest
							Post Occupancy-Included	Pre Occupancy-Excluded	
NCSU	40074-330	Steam Distribution & Capacity Improvements-(Allocate to all Bldgs on North Campus)	Allocated to all Bldgs on North Campus	2/16/2005	\$7,907	0.00013	\$113	\$0	\$113
NCSU	40074-330	Steam Distribution & Capacity Improvements-(Daniels Hall)	Daniels Hall Bldg	6/27/2006	\$2,780	0.00005	\$40	\$0	\$40
NCSU	40074-330	Ph IV Replace HPS headers NW campus. To improve Water Pressure on North Campus Buildings for fire sprinkler systems-(Allocated to all Bldgs on North Campus)	Allocated to all Bldgs on North Campus	6/15/2005	\$6,555	0.00011	\$94	\$0	\$94
NCSU	40074-331	Booster Station-(Infrastructure costs where the direct relationship to specific buildings cannot be made)	Infrastructure costs where the direct relationship to specific buildings cannot be made.	9/13/2006	\$2,012	0.00003	\$0	\$29	\$29
NCSU	40074-331	Temp Booster Station on Sullivan-(Infrastructure costs where the direct relationship to specific buildings cannot be made)	Infrastructure costs where the direct relationship to specific buildings cannot be made.	11/15/2004	\$678	0.00001	\$0	\$10	\$10
NCSU	40074-331	Wayfinding Signage campus wide-(Infrastructure costs where the direct relationship to specific buildings cannot be made)	Infrastructure costs where the direct relationship to specific buildings cannot be made.	5/19/2006	\$1,461	0.00002	\$0	\$21	\$21

64220									
Campus	Code/Item	Project	Bldg Number	Completion Date	64220 Bond Draws	Bond Draw Percentage	Allocated Interest	Allocated Interest	Total Interest
							Post Occupancy-Included	Pre Occupancy-Excluded	
NCSU	40074-331	Sewer fix for Quad Halls- (Infrastructure costs where the direct relationship to specific buildings cannot be made)	Infrastructure costs						
			where the direct relationship to specific buildings cannot be made.	10/13/2005	\$318	0.00001	\$0	\$5	\$5

64220									
Campus	Code/Item	Project	Bldg Number	Completion Date	64220 Bond Draws	Bond Draw Percentage	Allocated Interest	Allocated Interest	Total Interest
							Post Occupancy-Included	Pre Occupancy-Excluded	
NCSU	40074-331	Ph I Water Improv Holliday & Method Rd-(Infrastructure costs where the direct relationship to specific buildings cannot be made)	Infrastructure costs where the direct relationship to specific buildings cannot be made.	3/8/2004	\$1,095	0.00002	\$0	\$16	\$16
NCSU	40074-331	Ph II Water Improv valve boxes-(Infrastructure costs where the direct relationship to specific buildings cannot be made)	Infrastructure costs where the direct relationship to specific buildings cannot be made.	12/31/2003	\$415	0.00001	\$0	\$6	\$6
NCSU	40074-331	Ph III Water Improv Method Rd-(Infrastructure costs where the direct relationship to specific buildings cannot be made)	Infrastructure costs where the direct relationship to specific buildings cannot be made.	3/1/2006	\$105	0.00000	\$0	\$1	\$1
NCSU	40074-331	Ph IV Waterline along Thurman-(Infrastructure costs where the direct relationship to specific buildings cannot be made)	Infrastructure costs where the direct relationship to specific buildings cannot be made.	8/13/2004	\$376	0.00001	\$0	\$5	\$5
NCSU	40074-331	Pedestrian Tunnel-(Allocated based on FTE's)	Allocated based on FTE	8/22/2006	\$6,730	0.00011	\$96	\$0	\$96

64220									
Campus	Code/Item	Project	Bldg Number	Completion Date	64220 Bond Draws	Bond Draw Percentage	Allocated Interest	Allocated Interest	Total Interest
							Post Occupancy-Included	Pre Occupancy-Excluded	
NCSU	40074-332	College of Veterinary Medicine Infrastructure-(CVM Research Bldg)	CVM Research Building-Infrastructure costs for running Steam, Water, Electric lines to the new CVM Research building	1/21/2005	\$0	0.00000	\$0	\$0	\$0
NCSU	40074-333	Centennial Campus - Infrastructure Utility Plant-(Centennial Campus Utility Plant)	Centennial Campus Utility Plant	8/11/2004	\$0	0.00000	\$0	\$0	\$0
NCSU	40074-334	Land Acquisition-(Land Only-No Associated Bldg)	Land Only-No Associated Building	8/23/2004	\$0	0.00000	\$0	\$0	\$0
NCSU	40074-335	College of Veterinary Medicine - Research Addition of Labs and Academic Space-(CVM Research Bldg)	CVM Research Bldg	3/25/2005	\$0	0.00000	\$0	\$0	\$0
NCSU	40074-336	College of Engineering Complex Planning-(Engineering Bldg I)	Engineering Bldg I	9/30/2004	\$0	0.00000	\$0	\$0	\$0
NCSU	40074-337	Animal and Food Science Facilities-(Swine Bldg, Poultry Holding Bldg, Poultry Teaching Bldg)	Swine Bldg, Poultry Holding Bldg, Poultry Teaching Bldg	11/8/2006	\$306,783	0.00516	\$4,379	\$0	\$4,379

64220									
Campus	Code/Item	Project	Bldg Number	Completion Date	64220 Bond Draws	Bond Draw Percentage	Allocated Interest	Allocated Interest	Total Interest
							Post Occupancy-Included	Pre Occupancy-Excluded	
NCSU	40074-338	Research and Teaching Feed Mill	Research & Teaching Feed Mill	9/30/2003	\$36,316	0.00061	\$518	\$0	\$518
NCSU	40074-339	Undergraduate Science Teaching Lab - Phase I-(Mary Ann Fox Teaching Lab Bldg)	Mary Ann Fox Teaching Lab Bldg	1/9/2004	\$0	0.00000	\$0	\$0	\$0
NCSU	40074-340	Lake Wheeler Rd Field Lab-(Beef Education Unit)	Beef Education Unit Bldg	11/25/2002	\$0	0.00000	\$0	\$0	\$0
NCSU	40074-340	Land Acquisition-(Land Only-No Associated Bldg)	Land Only-No Associated Building	7/22/2004	\$0	0.00000	\$0	\$0	\$0
NCSU	40074-350	Relocate autoclave from Flex Lab to Polk-(Polk Hall)	Polk Hall Bldg	8/22/2008	\$20,063	0.00034	\$286	\$0	\$286
NCSU	40074-350	Upfit Mods in Flex Bldg for Crop & Soil Sci-(Flex Bldg)	Flex Bldg	3/8/2006	\$132,163	0.00222	\$1,887	\$0	\$1,887
NCSU	40074-350	Upfit Mod for Food Sci in Flex Bldg-(Flex Bldg)	Flex Bldg	5/10/2004	\$82,058	0.00138	\$1,171	\$0	\$1,171
NCSU	40074-350	Upfit mod for ECE in Flex Bldg-(Flex Bldg)	Flex Bldg	10/9/2003	\$36,756	0.00062	\$525	\$0	\$525
NCSU	40074-350	Balance for salaries/misc costs-(Salary Costs-No Associated Bldg)	Salary costs-No Associated Building	NA	\$1,617,939	0.02722	\$0	\$23,097	\$23,097
NCSU	40074-360	Inflation Reserve-(No Associated Bldg)	Inflation Reserve-No Associated Building	NA	\$0	0.00000	\$0	\$0	\$0
NCSU	40124-312	Sullivan Drive Shops Replacement Building-(Motor Pool Bldg)	Motor Pool	1/12/2006	\$27,675	0.00047	\$395	\$0	\$395
NCSU	49624-302	4-H Environmental Education Center (Tyrell County)	Tyrell County 4-H Education Center	12/15/2001	\$0	0.00000	\$0	\$0	\$0
		NCSU GRAND TOTALS			\$59,445,128	1.00000	\$824,347	\$24,262	\$848,610
GRAND TOTALS - BOTH CAMPUSES					\$122,261,140	\$1	\$1,721,078	\$24,262	\$1,745,341

Campus	Code/Item	Project	Bldg Number	Completion Date	TOTALS					
					PROJECT TOTAL	Allocated Interest	Allocated Interest	Total Interest		
					Bond Draws	Post Occupancy-Included	Pre Occupancy-Excluded			
UNC-CH Hlth	40072-301	School of Medicine - Bondurant Hall	206	04/14/06	23,580,418	23,290	0	23,290		
UNC-CH Hlth	40072-302	Health Sciences Library - Renovation	223	11/01/04	10,681,142	15,785	0	15,785		
UNC-CH Hlth	40072-303	School of Dentistry Building - Renovation	209	06/04/04	8,076,299	7,137	0	7,137		
UNC-CH Hlth	40072-304	Rosenau Hall Laboratory Building - Comprehensive Renovation	201	08/01/08	9,737,114	32,076	0	32,076		
UNC-CH Hlth	40072-305	Brauer Hall - Renovation & Dental Clinic	211	01/01/07	13,654,073	30,608	0	30,608		
UNC-CH Hlth	40072-306	Burnett Womack Building Research Laboratory - Comprehensive Renovation	229	11/01/06	26,847,790	36,263	0	36,263		
UNC-CH Hlth	40072-307	Berryhill Hall Laboratory Building - Comprehensive Renovation	219	10/01/08	17,661,374	159,626	0	159,626		
UNC-CH Hlth	40072-308	Beard Hall Classroom and Laboratory Building - Comprehensive Renovation	200	09/01/07	3,950,296	6,113	0	6,113		
UNC-CH Hlth	40072-309	Teaching Research Bldg - School of PH	358	02/01/05	12,512,900	13,161	0	13,161		
UNC-CH Hlth	40072-310	Carrington Hall - for School of Nursing	214	03/10/05	9,242,100	7,809	0	7,809		
UNC-CH Hlth	40072-311	Medical Biomolecular - Research Bldg	247	03/01/03	26,334,995	10,331	0	10,331		
UNC-CH Hlth	40072-312	Community Health Bldg - Consolidation	206	04/14/06	0	0	0	0		
UNC-CH Hlth	40072-313	Carolina Living and Learning Center	371	04/13/02	1,154,275	0	0	0		
UNC-CH Hlth	40072	Total			163,432,775	342,198	0	342,198		
UNC-CH	40073-301	Science Complex-Phase I Chapman Hall	087	10/01/06	25,406,327	32,974	0	32,974		
UNC-CH	40073-301	Science Complex-Phase I Caudill Lab	086	10/01/06	29,820,016	38,702	0	38,702		
UNC-CH	40073-302	Science Complex - Phase II Kenan Labs	069	05/01/08	1,118,002	7,917	0	7,917		
UNC-CH	40073-302	Science Complex - Phase II Sitterson Hall	083	05/01/08	29,752,593	211,342	0	211,342		
UNC-CH	40073-303	Murphey Hall Bldg - Renovation	030	12/27/02	6,906,190	1,057	0	1,057		
UNC-CH	40073-304	New West Bldg - Renovation	035	06/01/06	4,259,397	9,330	0	9,330		
UNC-CH	40073-305	Steele Building - Renovation	050	08/01/08	3,920,066	51,694	0	51,694		
UNC-CH	40073-306	Saunders Hall Bldg - Renovation	043	10/18/04	4,389,811	931	0	931		
UNC-CH	40073-307	Peabody Hall Bldg - Renovation	037	01/09/04	6,688,535	8,034	0	8,034		
UNC-CH	40073-308	Memorial Hall Renovation and Addition	027	05/01/05	10,188,000	9,875	0	9,875		
UNC-CH	40073-309	Smith Hall - Comprehensive Renovation	128	08/01/07	1,350,694	15,149	0	15,149		

Campus	Code/Item	Project	Bldg Number	Completion Date	TOTALS					
					PROJECT TOTAL	Allocated Interest	Allocated Interest	Total Interest		
					Bond Draws	Post Occupancy-Included	Pre Occupancy-Excluded			
UNC-CH	40073-310	Institute of Marine Sciences Renovation - Morehead City	000	03/01/04	1,833,300	4,329	0	4,329		
UNC-CH	40073-311	Hamilton Hall - Renovation		08/01/07	1,939,006	21,696	0	21,696		
UNC-CH	40073-312	Gerrard Hall Bldg - Renovation	018	10/31/07	1,345,736	15,027	0	15,027		
UNC-CH	40073-313	Caldwell Hall - Renovation	009	11/21/02	459,191	532	0	532		
UNC-CH	40073-313	Howell Hall - Renovation	021	11/21/02	340,515	395	0	395		
UNC-CH	40073-314	Coker Hall Renovation	010	12/01/05	286,798	2,691	0	2,691		
UNC-CH	40073-314	Mitchell Hall Renovation	029	10/01/07	717,299	9,186	0	9,186		
UNC-CH	40073-315	Hanes Hall Renovation	019	07/24/08	1,682,001	16,544	0	16,544		
UNC-CH	40073-315	Manning Hall Renovation	026	07/27/07	83,906	799	0	799		
UNC-CH	40073-315	Alumni Building Renovation	004	01/09/04	533,257	5,071	0	5,071		
UNC-CH	40073-316	Woollen Gym Renovation	047	08/13/04	651,332	749	0	749		
UNC-CH	40073-316	Fetzer Gym Renovation	468	07/01/06	655,149	754	0	754		
UNC-CH	40073-317	Greenlaw Hall - Renovation	066	08/01/07	2,358,765	15,281	0	15,281		
UNC-CH	40073-318	Phillips Hall - Renovation	039	02/07/05	1,386,812	3,851	0	3,851		
UNC-CH	40073-319	Hill Hall Renovation	020	12/01/05	222,886	1,213	0	1,213		
UNC-CH	40073-319	Davie Hall Renovation	013	12/01/05	262,429	1,429	0	1,429		
UNC-CH	40073-320	Global Education	093	01/01/07	19,402,235	64,601	0	64,601		
UNC-CH	40073-321	College of Arts and Sciences - Digital Multimedia Instructional Center and Music Library	088	10/19/08	22,305,985	250,744	0	250,744		
UNC-CH	40073-322	School of Medicine - Bioinformatics Bldg	248	11/02/02	1,593,236	3,994	0	3,994		
UNC-CH	40073-323	Environmental Health & Safety	649	09/01/07	5,770,075	17,064	0	17,064		
UNC-CH	40073-323	Horney Annex	477	09/01/07	3,740,028	11,061	0	11,061		
UNC-CH	40073-323	Service Station	169	09/01/07	1,564,898	4,628	0	4,628		
UNC-CH	40073-324	Student & Academic Services North	091	08/01/07	21,069,790	132,978	0	132,978		
UNC-CH	40073-324	Student & Academic Services South	092	08/01/07	7,402,899	46,722	0	46,722		
UNC-CH	40073-325	Storm Drainage Improvements	N/A	09/01/07	6,155,343	14,756	0	14,756		
UNC-CH	40073-326	Cogeneration Facility - Back Pressure Turbine Generator	147	07/01/07	2,625,000	10,699	0	10,699		
UNC-CH	49923-307	Steam Distribution System Replacement	N/A	05/30/03	13,775,000	25,096	0	25,096		
UNC-CH	40073-328	Upgrade Campus Energy Management and Control System	N/A	11/01/08	4,082,600	40,954	0	40,954		
UNC-CH	40073-329	Campus Fiber Optics Network	N/A	03/07/08	13,160,736	20,877	0	20,877		
UNC-CH	40073-330	Electrical System Improvements	N/A	08/31/06	5,680,000	39,749	0	39,749		
UNC-CH	40073-331	Infrastructure Improvements - Manning Steam Plant	626	11/01/07	30,181,525	11,584	0	11,584		
UNC-CH	40073-331	Infrastructure Improvements - Chiller Plant	230	11/01/07	10,681,628	4,100	0	4,100		
UNC-CH	40073-332	ITS Building, Manning Drive	625	12/01/06	9,336,200	36,061	0	36,061		
UNC-CH	40073-333	Land Acquisition	N/A	N/A	8,425,279	50,932	0	50,932		
UNC-CH	40073-334	440 West Franklin Street Building	454	11/01/05	9,262,585	14,226	0	14,226		
UNC-CH	40073-335	Wilson Hall Laboratory Renovation	046	11/01/06	7,775,865	39,816	0	39,816		
UNC-CH	40073-336	Memorial Hall - Renovation and A	027	06/01/05	0	0	0	0		

Campus	Code/Item	Project	Bldg Number	Completion Date	TOTALS					
					PROJECT TOTAL	Allocated Interest	Allocated Interest	Total Interest		
					Bond Draws	Post Occupancy-Included	Pre Occupancy-Excluded			
UNC-CH	40073-337	RB House Library - Renovations	063	05/28/02	9,753,223	575	0	575		
UNC-CH	40073/49923	Total			352,302,142	1,327,769	0	1,327,769		
		UNC Grand Total			515,734,917	1,669,967	0	1,669,967		
NCSU	40024-301	Coliseum Parking Deck (Reynolds Coliseum Parking Deck-Allocated based on FTE's)	Reynolds Coliseum Parking Deck-Allocated based on FTE's	10/14/2003	\$6,105,000	\$9,204	\$0	\$9,204		
NCSU	40024-304	Utility Plant (West Chiller Plant)	West Chiller Plant	6/10/2004	\$1,889,000	\$5,844	\$0	\$5,844		
NCSU	40074-301	Undergraduate Science Teaching Lab Phase I (all other phases note noted below)--(Mary Anne Fox Teaching Labs)	Mary Anne Fox Teaching Labs	1/9/2004	\$19,831,580	\$27,716	\$0	\$27,716		
NCSU	40074-301	Greenhouses -(Horticulture Headhouse, Horticulture Greenhouse A, Horticulture Greenhouse B)	Horticulture Headhouse, Horticulture Greenhouse A, Horticulture Greenhouse B	1/9/2004	\$251,724	\$352	\$0	\$352		
NCSU	40074-302	Withers Hall - Conversion from Laboratory to General Academic Use	Withers Hall	11/8/2006	\$10,561,668	\$39,352	\$0	\$39,352		
NCSU	40074-303	College of Engineering - Phase I--(Engineering Bldg I)	Engineering Bldg I	9/30/2004	\$33,019,671	\$39,562	\$0	\$39,562		
NCSU	40074-303	West Research Annex -(MAE West Research Annex)	MAE West Research Annex	3/10/2005	\$1,545,901	\$1,852	\$0	\$1,852		
NCSU	40074-304	College of Veterinary Medicine - Research Addition of Laboratories and Academic Space--(CVM Research Lab)	CVM Research Lab	3/25/2005	\$18,785,905	\$16,903	\$0	\$16,903		
NCSU	40074-305	College of Engineering - Phase II--(Engineering Bldg II)	Engineering Bldg II	8/3/2006	\$33,450,621	\$30,283	\$0	\$30,283		
NCSU	40074-306	David Clark Laboratory - Comprehensive Renovation and Addition	David Clark Lab Addition	7/11/2005	\$20,714,482	\$15,387	\$0	\$15,387		

Campus	Code/Item	Project	Bldg Number	Completion Date	TOTALS					
					PROJECT TOTAL	Allocated Interest	Allocated Interest	Total Interest		
					Bond Draws	Post Occupancy-Included	Pre Occupancy-Excluded			
NCSU	40074-306	Upfit of Flex Lab for Zoology temp space --(Flex Labs Bldg)	Flex Labs Bldg	6/24/2003	\$394,383	\$293	\$0	\$293		
NCSU	40074-307	Undergraduate Science Teaching Lab Phase II--(Mary Anne Fox Teaching Labs)	Mary Anne Fox Teaching Labs	1/9/2004	\$0	\$0	\$0	\$0		
NCSU	40074-308	South Gardner Hall Laboratory Building - Comprehensive Renovation	South Gardner Hall Addition	8/17/2007	\$17,622,917	\$156,190	\$0	\$156,190		
NCSU	40074-309	1911 Classroom Building - Comprehensive Renovation	1911 Classroom Bldg	1/29/2008	\$7,401,398	\$82,841	\$0	\$82,841		
NCSU	40074-310	Park Shops - Comprehensive Renovation and Conversion for General Academic use	Park Shops Bldg	2/27/2009	\$12,053,706	\$156,924	\$0	\$156,924		
NCSU	40074-311	Riddick Lab - Comprehensive Renovation and Conversion from Laboratory to Classroom Building	Riddick Labs Bldg	8/3/2007	\$26,128,073	\$179,210	\$0	\$179,210		
NCSU	40074-312	Math & Statistics Bldg	Math & Statistics Bldg	2/15/2009	\$19,748,246	\$217,962	\$0	\$217,962		
NCSU	40074-313	Clark Hall - Conversion from Infirmary to Student and Faculty Support Services	Clark Hall	2/14/2003	\$1,625,459	\$421	\$0	\$421		
NCSU	40074-314	Schaub Food Science Building - Comprehensive Renovation	Schaub Food Science Bldg	8/10/2005	\$12,955,432	\$25,972	\$0	\$25,972		
NCSU	40074-315	Williams Hall Building - Comprehensive Renovation	Williams Hall Bldg	6/6/2008	\$4,159,825	\$35,672	\$0	\$35,672		
NCSU	40074-315	Renovation to labs in Gardner Hall--(Gardner Hall)	Gardner Hall	3/7/2006	\$477,734	\$3,884	\$0	\$3,884		
NCSU	40074-315	Erosion Control-Infrastructure where direct relationship with a building cannot be made.		6/30/2010	\$74,474	\$0	\$1,063	\$1,063		
NCSU	40074-316	Polk Hall Building - Comprehensive Renovation	Polk Hall Bldg	6/13/2008	\$17,556,590	\$172,303	\$0	\$172,303		
NCSU	40074-317	Leazar Hall Building - Comprehensive Renovation	Leazar Hall Bldg	6/29/2006	\$7,477,646	\$18,795	\$0	\$18,795		
NCSU	40074-318	Daniels Hall Building - Phase I Comprehensive Renovation	Daniels Hall Bldg	4/27/2007	\$7,874,083	\$31,479	\$0	\$31,479		
NCSU	40074-319	Jordan Hall Lab and Classroom Building - Addition	Jordan Hall Addition Bldg	7/25/2007	\$15,598,443	\$102,925	\$0	\$102,925		
NCSU	40074-320	Library - Addition--(DH Hill Library)	DH Hill Library	3/30/2007	\$8,571,871	\$35,722	\$0	\$35,722		

Campus	Code/Item	Project	Bldg Number	Completion Date	TOTALS					
					PROJECT TOTAL	Allocated Interest	Allocated Interest	Total Interest		
					Bond Draws	Post Occupancy-Included	Pre Occupancy-Excluded			
NCSU	40074-320	516 Brickhaven Upfit for swing space	516 Brickhave n Bldg	11/15/2004	\$100,246	\$418	\$0	\$418		
NCSU	40074-321	Admin Svcs III Building	Administrative Serv III Bldg	9/15/2004	\$7,482,819	\$13,809	\$0	\$13,809		
NCSU	40074-321	Admin Svcs II Renovation	Administrative Serv II Bldg	4/17/2007	\$0	\$0	\$0	\$0		
NCSU	40074-321	Visitor Center	Joyner Visitor Center	11/22/2005	\$887,081	\$1,637	\$0	\$1,637		
NCSU	40074-322	Reroof several buildings at Reedy Creek & Lake Wheeler Field Labs-- (Allocated to all University Field Lab Buildings at Reedy Creek and Lake Wheeler Roads)	Allocated to all University Field Lab Buildings at Reedy Creek and Lake Wheeler Roads	2/25/2008	\$266,843	\$733	\$0	\$733		
NCSU	40074-322	Mountain Horticulture Research & Ext Center, Fletcher, NC	Mountain Horticulture Research & Extension Center	7/9/2004	\$79,400	\$218	\$0	\$218		
NCSU	40074-322	Upper Piedmont Research Station, Reidsville, NC-- (Allocated to all NCSU Research Station Buildings in Reidsville, NC)	Allocated to all NCSU Research Station Buildings in Reidsville, NC	7/26/2004	\$238,099	\$654	\$0	\$654		
NCSU	40074-322	Sandhills Research Station, Jackson Springs, NC--(Allocated to all NCSU Research Station Buildings in Jackson Springs, NC)	Allocated to all NCSU Research Station Buildings in Jackson Springs, NC	4/1/2004	\$303,844	\$834	\$0	\$834		

Campus	Code/Item	Project	Bldg Number	Completion Date	TOTALS					
					PROJECT TOTAL	Allocated Interest	Allocated Interest	Total Interest		
					Bond Draws	Post Occupancy-Included	Pre Occupancy-Excluded			
NCSU	40074-322	Lake Wheeler Rd Field Lab repairs--(Allocated to all University Field Lab Buildings at Lake Wheeler Road)	Allocated to all							
			University Field Lab Buildings at Lake Wheeler Road	5/16/2004	\$448,739	\$1,232	\$0	\$1,232		
NCSU	40074-322	Central Crops Research Station, Clayton, NC--(Allocated to all NCSU Research Station Buildings in Clayton, NC)	Allocated to all NCSU Research Station Buildings in Clayton, NC							
				2/18/2004	\$53,266	\$146	\$0	\$146		
NCSU	40074-322	Horticultural Crops Research Station, Castle Hayne, NC--(Allocated to all NCSU Research Station Buildings in Castle Hayne, NC)	Allocated to all NCSU Research Station Buildings in Castle Hayne, NC							
				8/9/2004	\$135,460	\$372	\$0	\$372		
NCSU	40074-322	Pamlico Aquaculture Field Lab, Aurora, NC--(Allocated to all University Field Lab Buildings in Aurora, NC)	Allocated to all University Field Lab Buildings in Aurora, NC							
				12/1/2004	\$47,505	\$130	\$0	\$130		
NCSU	40074-322	Lake Wheeler Waste Training Education Bldg--(Waster Training Education Center)	Waste Training Education Center							
				11/28/2005	\$333,678	\$916	\$0	\$916		
NCSU	40074-322	New Shop Bldg at Lake Wheeler--(Shop Operations Bldg UFL 100)	Shop Operations UFL 100							
				5/31/2005	\$297,398	\$817	\$0	\$817		
NCSU	40074-323	Horticultural Classroom at Arboretum Education Center--(Ruby McSwain Education Center)	Ruby McSwain Education Center							
				8/19/2002	\$476,190	\$242	\$0	\$242		
NCSU	40074-324	Partners III	Partners III							
				12/3/2004	\$9,126,082	\$11,583	\$0	\$11,583		
NCSU	40074-324	Flex Building	Flex Bldg							
				3/6/2003	\$5,618,978	\$7,132	\$0	\$7,132		
NCSU	40074-324	Environmental Research Lab (Broughton Hall)	Broughton Hall							
				11/11/2005	\$1,496,540	\$1,899	\$0	\$1,899		

Campus	Code/Item	Project	Bldg Number	Completion Date	TOTALS					
					PROJECT TOTAL	Allocated Interest	Allocated Interest	Total Interest		
					Bond Draws	Post Occupancy-Included	Pre Occupancy-Excluded			
NCSU	40074-325	Public Safety Facility	Public Safety Facility	7/23/2004	\$3,671,608	\$2,543	\$0	\$2,543		
NCSU	40074-326	College of Veterinary Medicine - Mechanical and Electrical System Improvements--(CVM Main Bldg)	CVM Main Bldg	9/30/2008	\$15,058,465	\$106,283	\$0	\$106,283		
NCSU	40074-327	Technology Infrastructure Expansion--(Scott Hall)	Scott Hall	7/1/2003	\$190,368	\$231	\$0	\$231		
NCSU	40074-327	Technology Infrastructure Expansion-(Pulp & Paper Labs)	Pulp & Paper Lab Bldg	6/1/2003	\$53,236	\$64	\$0	\$64		
NCSU	40074-327	Technology Infrastructure Expansion-(Burlington Labs)	Burlington Labs	2/1/2004	\$315,957	\$383	\$0	\$383		
NCSU	40074-327	Technology Infrastructure Expansion-(College of Textiles Bldg)	College of Textiles Bldg	7/1/2005	\$742,303	\$899	\$0	\$899		
NCSU	40074-327	Technology Infrastructure Expansion-(Page Hall)	Page Hall	11/1/2004	\$196,805	\$238	\$0	\$238		
NCSU	40074-327	Technology Infrastructure Expansion-(Poe Hall)	Poe Hall	4/1/2006	\$596,844	\$723	\$0	\$723		
NCSU	40074-327	Technology Infrastructure Expansion-(Peele Hall)	Peele Hall	9/1/2005	\$175,617	\$213	\$0	\$213		
NCSU	40074-327	Technology Infrastructure Expansion-(Research I Bldg)	Research I Bldg	3/1/2006	\$134,695	\$163	\$0	\$163		
NCSU	40074-327	Technology Infrastructure Expansion-(Joyner Visitor Center)	Joyner Visitor Center	7/1/2005	\$18,271	\$22	\$0	\$22		
NCSU	40074-328	Chilled Water Central Plant-North Campus-(Cates Steam Plant)	Cates Steam Plant	5/25/2006	\$16,446,268	\$15,427	\$0	\$15,427		
NCSU	40074-328	Chilled Water Central Plant-(Yarborough Plant)	Yarborough Steam Plant	6/16/2005	\$31,411,085	\$29,465	\$0	\$29,465		
NCSU	40074-328	Transfer to Sullivan I-(Motor Pool Bldg)	Motor Pool	1/31/2004	\$173,083	\$162	\$0	\$162		

					TOTALS					
Campus	Code/Item	Project	Bldg Number	Completion Date	PROJECT TOTAL	Allocated Interest	Allocated Interest	Total Interest		
					Bond Draws	Post Occupancy-Included	Pre Occupancy-Excluded			
NCSU	40074-330	Steam Distribution & Capacity Improvements-(Admin. Services I Bldg, Admin. Services II Bldg, Admin. Services III Bldg, Public Safety Bldg & all of Wolf Village Housing)	Admin. Services I Bldg, Admin. Services II Bldg, Admin. Services III Bldg, Public Safety Bldg and all of Wolf Village Housing	1/21/2004	\$932,433	\$1,393	\$0	\$1,393		
NCSU	40074-330	Repairs to Varsity Drive - (Infrastructure costs where the direct relationship to specific buildings cannot be made)	Infrastructure costs where the direct relationship to specific buildings cannot be made.	9/30/2003	\$49,418	(\$155)	\$229	\$74		

Campus	Code/Item	Project	Bldg Number	Completion Date	TOTALS					
					PROJECT TOTAL	Allocated Interest	Allocated Interest	Total Interest		
					Bond Draws	Post Occupancy-Included	Pre Occupancy-Excluded			
NCSU	40074-330	Steam Distribution & Capacity Improvements-(Allocate to all Bldgs on North Campus)	Allocated to all Bldgs on North Campus	2/16/2005	\$562,328	\$840	\$0	\$840		
NCSU	40074-330	Steam Distribution & Capacity Improvements-(Daniels Hall)	Daniels Hall Bldg	6/27/2006	\$197,759	\$296	\$0	\$296		
NCSU	40074-330	Ph IV Replace HPS headers NW campus. To improve Water Pressure on North Campus Buildings for fire sprinkler systems-(Allocated to all Bldgs on North Campus)	Allocated to all Bldgs on North Campus	6/15/2005	\$466,199	\$697	\$0	\$697		
NCSU	40074-331	Booster Station-(Infrastructure costs where the direct relationship to specific buildings cannot be made)	Infrastructure costs where the direct relationship to specific buildings cannot be made.	9/13/2006	\$685,837	(\$3,036)	\$4,562	\$1,526		
NCSU	40074-331	Temp Booster Station on Sullivan-(Infrastructure costs where the direct relationship to specific buildings cannot be made)	Infrastructure costs where the direct relationship to specific buildings cannot be made.	11/15/2004	\$231,124	(\$1,024)	\$1,538	\$514		
NCSU	40074-331	Wayfinding Signage campus wide-(Infrastructure costs where the direct relationship to specific buildings cannot be made)	Infrastructure costs where the direct relationship to specific buildings cannot be made.	5/19/2006	\$498,318	(\$2,206)	\$3,315	\$1,109		

Campus	Code/Item	Project	Bldg Number	Completion Date	TOTALS					
					PROJECT TOTAL	Allocated Interest	Allocated Interest	Total Interest		
					Bond Draws	Post Occupancy-Included	Pre Occupancy-Excluded			
NCSU	40074-331	Sewer fix for Quad Halls- (Infrastructure costs where the direct relationship to specific buildings cannot be made)	Infrastructure costs							
			where the direct relationship to specific buildings cannot be made.	10/13/2005	\$108,351	(\$480)	\$721	\$241		

Campus	Code/Item	Project	Bldg Number	Completion Date	TOTALS					
					PROJECT TOTAL	Allocated Interest	Allocated Interest	Total Interest		
					Bond Draws	Post Occupancy-Included	Pre Occupancy-Excluded			
NCSU	40074-331	Ph I Water Improv Holliday & Method Rd-(Infrastructure costs where the direct relationship to specific buildings cannot be made)	Infrastructure costs where the direct relationship to specific buildings cannot be made.	3/8/2004	\$373,128	\$0	\$830	\$830		
NCSU	40074-331	Ph II Water Improv valve boxes-(Infrastructure costs where the direct relationship to specific buildings cannot be made)	Infrastructure costs where the direct relationship to specific buildings cannot be made.	12/31/2003	\$141,335	(\$625)	\$940	\$315		
NCSU	40074-331	Ph III Water Improv Method Rd-(Infrastructure costs where the direct relationship to specific buildings cannot be made)	Infrastructure costs where the direct relationship to specific buildings cannot be made.	3/1/2006	\$35,644	(\$157)	\$236	\$79		
NCSU	40074-331	Ph IV Waterline along Thurman-(Infrastructure costs where the direct relationship to specific buildings cannot be made)	Infrastructure costs where the direct relationship to specific buildings cannot be made.	8/13/2004	\$128,153	\$0	\$285	\$285		
NCSU	40074-331	Pedestrian Tunnel-(Allocated based on FTE's)	Allocated based on FTE	8/22/2006	\$2,294,768	\$5,107	\$0	\$5,107		

Campus	Code/Item	Project	Bldg Number	Completion Date	TOTALS					
					PROJECT TOTAL	Allocated Interest	Allocated Interest	Total Interest		
					Bond Draws	Post Occupancy-Included	Pre Occupancy-Excluded			
NCSU	40074-332	College of Veterinary Medicine Infrastructure-(CVM Research Bldg)	CVM Research							
			Building-Infrastructure costs for running Steam, Water, Electric lines to the new CVM Research building	1/21/2005	\$15,348,565	\$16,301	(\$776)	\$15,525		
NCSU	40074-333	Centennial Campus - Infrastructure Utility Plant-(Centennial Campus Utility Plant)	Centennial Campus Utility Plant	8/11/2004	\$15,775,054	\$24,599	\$0	\$24,599		
NCSU	40074-334	Land Acquisition-(Land Only-No Associated Bldg)	Land Only-No Associated Building	8/23/2004	\$1,773,632	\$0	\$2,339	\$2,339		
NCSU	40074-335	College of Veterinary Medicine - Research Addition of Labs and Academic Space-(CVM Research Bldg)	CVM Research Bldg	3/25/2005	\$675,000	\$0	\$0	\$0		
NCSU	40074-336	College of Engineering Complex Planning-(Engineering Bldg I)	Engineering Bldg I	9/30/2004	\$0	\$0	\$0	\$0		
NCSU	40074-337	Animal and Food Science Facilities-(Swine Bldg, Poultry Holding Bldg, Poultry Teaching Bldg)	Swine Bldg, Poultry Holding Bldg, Poultry Teaching Bldg	11/8/2006	\$6,030,465	\$19,817	\$0	\$19,817		

Campus	Code/Item	Project	Bldg Number	Completion Date	TOTALS					
					PROJECT TOTAL	Allocated Interest	Allocated Interest	Total Interest		
					Bond Draws	Post Occupancy-Included	Pre Occupancy-Excluded			
NCSU	40074-338	Research and Teaching Feed Mill	Research & Teaching Feed Mill	9/30/2003	\$2,582,000	\$824	\$0	\$824		
NCSU	40074-339	Undergraduate Science Teaching Lab - Phase I-(Mary Ann Fox Teaching Lab Bldg)	Mary Ann Fox Teaching Lab Bldg	1/9/2004	\$4,586,000	\$0	\$0	\$0		
NCSU	40074-340	Lake Wheeler Rd Field Lab-(Beef Education Unit)	Beef Education Unit Bldg	11/25/2002	\$1,315,174	\$106	\$0	\$106		
NCSU	40074-340	Land Acquisition-(Land Only-No Associated Bldg)	Land Only-No Associated Building	7/22/2004	\$1,303,093	(\$3,319)	\$3,424	\$105		
NCSU	40074-350	Relocate autoclave from Flex Lab to Polk-(Polk Hall)	Polk Hall Bldg	8/22/2008	\$85,788	\$407	\$0	\$407		
NCSU	40074-350	Upfit Mods in Flex Bldg for Crop & Soil Sci-(Flex Bldg)	Flex Bldg	3/8/2006	\$1,892,366	\$5,128	\$0	\$5,128		
NCSU	40074-350	Upfit Mod for Food Sci in Flex Bldg-(Flex Bldg)	Flex Bldg	5/10/2004	\$1,174,929	\$3,184	\$0	\$3,184		
NCSU	40074-350	Upfit mod for ECE in Flex Bldg-(Flex Bldg)	Flex Bldg	10/9/2003	\$526,280	\$1,426	\$0	\$1,426		
NCSU	40074-350	Balance for salaries/misc costs-(Salary Costs-No Associated Bldg)	Salary costs-No Associated Building	NA	\$7,948,093	(\$47,637)	\$82,390	\$34,753		z
NCSU	40074-360	Inflation Reserve-(No Associated Bldg)	Inflation Reserve-No Associated Building	NA	\$0	\$0	\$0	\$0		
NCSU	40124-312	Sullivan Drive Shops Replacement Building-(Motor Pool Bldg)	Motor Pool	1/12/2006	\$2,713,668	\$4,949	\$0	\$4,949		
NCSU	49624-302	4-H Environmental Education Center (Tyrell County)	Tyrell County 4-H Education Center	12/15/2001	\$133,800	\$0	\$0	\$0		
NCSU GRAND TOTALS					\$473,021,306	\$1,633,071	\$101,097	\$1,734,168		
GRAND TOTALS - BOTH CAMPUSES					\$988,756,224	\$3,303,038	\$101,097	\$3,404,135		

23008									
Campus	Code/Item	Building Name	Building Number	Completion Date	Bond Draws	Bond Draw Percentage	Post Occupancy Included	Pre-Occupancy Excluded	Total Interest
UNC-CH	40392-301	Hanes Hall	019	8/29/08	41,500	0.621%	88	0	88
UNC-CH	40392-302	Mary Anne Smith Building	128	5/27/14	0	0.000%	0	0	0
UNC-CH	40392-303	Brinkhous-Bullitt Building	228	09/08/09	319,884	4.787%	680	0	680
UNC-CH	40392-304	McGavran-Greenberg Hall	238	06/15/07	452,000	6.764%	960	0	960
UNC-CH	40392-305	School of Dentistry	150	04/07/07	359,353	5.378%	763	0	763
UNC-CH	40392-306	Wilson Library	201	9/13/12	79,428	1.189%	169	0	169
UNC-CH	40392-307	Person Hall	038	5/7/07	204,173	3.055%	434	0	434
UNC-CH	40392-308	Med Wing C & Old Clinic	222	5/2/08	667,256	9.985%	1,417	0	1,417
UNC-CH	40392-309	Davie Hall & Howell Hall	013	09/27/05	544,512	8.148%	1,157	0	1,157
UNC-CH	40392-310	Caldwell Hall & Bynum Hall	008	11/17/05	590,110	8.831%	1,254	0	1,254
UNC-CH	40392-311	Phillips Hall	039	09/10/05	856,803	12.822%	1,820	0	1,820
UNC-CH	40392-312	Alumni Hall, Bynum Hall and Howell Hall	004	10/6/06	389,528	5.829%	827	0	827
UNC-CH	40392-313	New East Hall & Phillips Hall	033	01/05/07	682,365	10.211%	1,450	0	1,450
UNC-CH	40392-314	MacNider Hall	202	09/15/07	33,142	0.496%	70	0	70
UNC-CH	40392-315	Gardner Hall	017	08/15/05	262,772	3.932%	558	0	558
UNC-CH	40392-316	Phillips Hall	039	8/1/05	90,149	1.349%	192	0	192
UNC-CH	40392-317	Fordham Hall	048	08/15/05	461	0.007%	1	0	1
UNC-CH	40392-318	Carmichael Auditorium	025	10/25/07	36,306	0.543%	77	0	77
UNC-CH	40392-319	FPG Child Dev., Alumni, Howell and Bingham Halls	071	08/15/07	296,169	4.432%	629	0	629
UNC-CH	40392-320	School of Dentistry Building	209	9/23/05	776,578	11.621%	1,650	0	1,650
UNC-CH	40392-322	Improve Hyde Hall Fire Lane	n/a	09/23/08	0	0.000%	0	0	0
UNC-CH	40392-323	Woolen Gym Fire Project	047	4/15/10	0	0.000%	0	0	0
UNC-CH	40392.324	Hooker Fields Storm Drain & Cistern Repairs	n/a	11/03/06	0	0.000%	0	0	0
UNC-CH	40392-325	Van Heche-Wettach Hall	064	12/01/09	0	0.000%	0	0	0
UNC-CH	40998-301	Biomedical Imaging Research Center (Marsico Hall)	360	3/24/14	0	0.000%	0	0	0
UNC-CH	44892-301	Fire Safety Student Residence Halls	106	08/03/12	0	0.000%	0	0	0
UNC-CH	40892-301	Dental Sciences Building	210A	08/27/12	0	0.000%	0	0	0
UNC-CH	40792-301	Genomics Science Building	676	06/28/12	0	0.000%	0	0	0
UNC-CH	40992-301	Battle, Vance and Pettigrew Halls	056	02/25/12	0	0.000%	0	0	0
UNC-CH	40992-303	Ext Bld Restore Battle Vance Pettigrew	056	02/25/12	0	0.000%	0	0	0
UNC-CH	40992-304	HVAC System Replacement Jackson Hall	153	12/15/12	0	0.000%	0	0	0
UNC-CH	40992-305	Accessibility Improvements	n/a	on going	0	0.000%	0	0	0
UNC-CH	40992-306	134 East Franklin Street Fire Safety	165	02/15/12	0	0.000%	0	0	0
UNC-CH	40992-307	Fire Support Sprinkler Install Craig Ehringhaus	105	08/03/11	0	0.000%	0	0	0
UNC-CH	40992-308	Fire Safety Improvement Woolen Gym	047	11/03/11	0	0.000%	0	0	0
UNC-CH	40992-309	Storm Water Sys Infrastr Imp Central Campus	n/a	08/15/13	0	0.000%	0	0	0
UNC-CH	40992-310	Lighting Upgrade Brooks Hall	476	11/03/11	0	0.000%	0	0	0
UNC-CH	40992-311	HA Lab Vent Improve McGavran Greenberg	238	08/15/12	0	0.000%	0	0	0

					23008				
							Allocated Interest	Allocated Interest	
Campus	Code/Item	Building Name	Building Number	Completion Date	Bond Draws	Bond Draw Percentage	Post Occupancy Included	Pre-Occupancy Excluded	Total Interest
UNC-CH	40992-312	HA Hot Water System Replace Mary Ellen Jones	231	07/07/11	0	0.000%	0	0	0
UNC-CH	40992-313	HA Elevator Improve Frank Porter Graham CDC	071	09/28/10	0	0.000%	0	0	0
UNC-CH	40992-315	208 W Franklin St	600	on going	0	0.000%	0	0	0
UNC-CH	40992-316	McGavran-Greenberg Hall	238	on going	0	0.000%	0	0	0
UNC-CH		Totals			6,682,489	100.000%	14,196	0	14,196
NCSU	40389-301	Avent Ferry Conv Ctr	0272	12/6/05	404,051	3.023%	858	0	858
NCSU	40389-302	College of Vet Med Main Bldg	0301	1/20/06	261,187	1.954%	555	0	555
NCSU	40389-303	Weaver Labs	0117	11/1/05	183,940	1.376%	391	0	391
NCSU	40389-304	Jordan Hall	0058	10/31/06	37,973	0.284%	81	0	81
NCSU	40389-305	Allocate to Winston, Page & Broughton	0023, 0034, 0051	3/17/06	188,100	1.407%	400	0	400
NCSU	40389-306	Textiles Bldg	0700	1/11/05	36,865	0.276%	78	0	78
NCSU	40389-307	Broughton Hall	0051	8/18/06	18,923	0.142%	40	0	40
NCSU	40389-307	Allocate to Dabney /Polk Halls	0054, 0050	5/16/07	29,880	0.224%	63	0	63
NCSU	40389-308	Research I Bldg	0730	4/10/06	535,814	4.008%	1,138	0	1,138
NCSU	40389-309	Textiles Bldg	0700	4/15/07	26,220	0.196%	56	0	56
NCSU	40389-309	Burlington Labs	0042	4/3/07	8,595	0.064%	18	0	18
NCSU	40389-309	Mann Hall	0040	6/24/07	4,645	0.035%	10	0	10
NCSU	40389-310	Campus Wide Controls Upgrades-Allocate to all NCSU on campus Buildings.		6/30/10	228,460	1.709%	485	0	485
NCSU	40389-311	Hodges Hall	0114	12/9/05	425,623	3.184%	904	0	904
NCSU	40389-312	Allocate to Grinnels Lab & Don E. Ellis Labs	0118, 0133	5/15/08	3,241	0.024%	7	0	7
NCSU	40389-312	Allocate to Dearstyne Hlth Ctr & DH Hill Library	0164A, 0047	8/16/07	87,327	0.653%	186	0	186
NCSU	40389-313	Polk Hall	0050	5/15/06	49,297	0.369%	105	0	105
NCSU	40389-313	Biltmore Hall	0113	9/15/06	24,240	0.181%	51	0	51
NCSU	40389-313	Schaub Hall	0120	5/16/06	69,780	0.522%	148	0	148
NCSU	40389-313	Jordan Hall	0058	10/21/08	18,256	0.137%	39	0	39
NCSU	40389-314	Allocate to Broughton Hall, Biltmore Hall, Method Road Units 1, 2 & 3, Bostian Hall and DH Hill Library.	0051, 0113, 0171, 0172, 0173, 0067A, 0047	10/5/05	227,561	1.702%	483	0	483
NCSU	40389-315	Partners II	0710	12/5/05	144,068	1.078%	306	0	306
NCSU	40389-316	Dabney Hall	0054	5/12/08	16,300	0.122%	35	0	35
NCSU	40389-317	Jordan Hall	0058	10/10/06	26,000	0.195%	55	0	55
NCSU	40389-318	Peele Hall	0008	10/30/06	1,206,780	9.028%	2,564	0	2,564
NCSU	40389-319	Motor Pool	0126	10/25/05	36,817	0.275%	78	0	78
NCSU	40389-320	EGRC	0720A	11/16/06	172,719	1.292%	367	0	367
NCSU	40389-321	Allocate to Poe Hall & Patterson Hall	0024, 0046	7/5/06	106,766	0.799%	227	0	227
NCSU	40389-322	Nelson Hall	0078	9/15/07	38,115	0.285%	81	0	81
NCSU	40389-323	Allocate to College of Vet Med Finger Barns	0307-0311	7/24/09		0.000%	0	0	0
NCSU	40389-324	Tompkins Hall	0022	11/7/04	135,276	1.012%	287	0	287

							23008			
							Allocated Interest	Allocated Interest		
Campus	Code/Item	Building Name	Building Number	Completion Date	Bond Draws	Bond Draw Percentage	Post Occupancy Included	Pre-Occupancy Excluded	Total Interest	
NCSU	40389-324	Broughton Hall	0051	10/29/04	122,730	0.918%	261	0	261	
NCSU	40389-324	Allocate to Dabney Hall and Tompkins Hall	0054, 0022	7/1/05	23,306	0.174%	50	0	50	
NCSU	40389-324	Allocate to Nelson Hall & Bostian Hall	0078, 0067A	1/5/07	10,525	0.079%	22	0	22	
NCSU	40389-324	Allocate to Talley Student Ctr and NCSU Bookstore	0102, 0098	1/9/07	2,985	0.022%	6	0	6	
NCSU	40389-325	Cox Hall	0055	11/2/07	24,407	0.183%	52	0	52	
NCSU	40389-326	Pesticide Res Lab-3709 Hillsborough St. Bldg	0138	2/9/07	56,588	0.423%	120	0	120	
NCSU	40389-327	Dabney Hall	0054	6/30/06	96,790	0.724%	206	0	206	
NCSU	40389-328	Energy Efficient Motor Repl (Bldgs)-Allocated to all NCSU On-Campus Buildings		8/5/08	0	0.000%	0	0	0	
NCSU	40389-329	516 Brickhaven Bldg	0449A	11/15/04	500,000	3.740%	1,062	0	1,062	
NCSU	40389-330	Nelson Hall	0078	9/13/05	41,815	0.313%	89	0	89	
NCSU	40389-330	Bostian Hall	0067A	2/5/08	19,532	0.146%	41	0	41	
NCSU	40389-330	Dabney Hall	0054	10/11/05	2,187	0.016%	5	0	5	
NCSU	40389-330	Dabney Hall	0054	4/17/07	74,605	0.558%	158	0	158	
NCSU	40389-330	Kamphoefner Hall	0011A	6/9/09	6,023	0.045%	13	0	13	
NCSU	40389-330	Classrooms not yet determined-Infrastructure where allocation to specific buildings cannot be made.		ongoing	7,829	0.059%	0	17	17	
NCSU	40389-331	Poe Hall	0024	6/5/07		0.000%	0	0	0	
NCSU	40389-332	Dabney Hall	0054	1/17/06	359,368	2.688%	763	0	763	
NCSU	40389-332	Burlington Labs	0042	8/23/06	108,663	0.813%	231	0	231	
NCSU	40389-333	Burlington Labs	0042	4/13/06	800,000	5.985%	1,699	0	1,699	
NCSU	40389-334	Caldwell Hall	0025	1/5/06	171,100	1.280%	363	0	363	
NCSU	40389-335	Kamphoefner Hall	0011A	8/21/07	46,160	0.345%	98	0	98	
NCSU	40389-336	Phase V West Tunnel-Infrastructure where allocation to specific buildings cannot be made		12/29/06	478,884	3.583%	(0)	1,017	1,017	
NCSU	40389-336	Yarborough Steam Plant	0029	12/9/05	633,696	4.741%	1,346	0	1,346	
NCSU	40389-336	North Tunnel & Manhole 97-Infrastructure where allocation to specific buildings cannot be made		12/29/06	115,229	0.862%	(0)	245	245	
NCSU	40389-337	Connection to Central Chilled Water Loop Dunn Ave-Infrastructure where allocation to specific buildings cannot be made		8/24/05	1,314,536	9.834%	(0)	2,793	2,793	
NCSU	40389-337	Connect Cates & Yarbrough CW Plants, Mann & Burlington CW Connections-Infrastructure where allocation to specific buildings cannot be made		10/4/06	533,269	3.989%	0	1,133	1,133	
NCSU	40389-338	Yarbrough Plant	0029	12/21/07	156,494	1.171%	332	0	332	
NCSU	40389-339	Allocate to Yarbrough & Centennial Steam Plants	0029, 0705A	10/21/08	7,330	0.055%	16	0	16	
NCSU	40389-340	Jordan Hall	0058	8/28/06	608,885	4.555%	1,293	0	1,293	

23008									
Allocated Interest									
Allocated Interest									
Campus	Code/Item	Building Name	Building Number	Completion Date	Bond Draws	Bond Draw Percentage	Post Occupancy Included	Pre-Occupancy Excluded	Total Interest
NCSU	40389-341	Main Campus-15V Switch&Cable Repl (at the plants; can't identify costs by plant-Infrastructure where allocation to specific buildings cannot be made		12/19/06	129,674	0.970%	(0)	275	275
NCSU	40389-342	Yarborough Steam Plant	0029	5/1/07	96,440	0.721%	205	0	205
NCSU	40389-343	Gas Main Replacement-Infrastructure where allocation to specific buildings cannot be made.		8/21/07	9,360	0.070%	0	20	20
NCSU	40389-344	Central Campus - Steam Distribution & Capacity Improvements Phase 6-Infrastructure where allocation to specific buildings cannot be made		9/4/07	12,350	0.092%	(0)	26	26
NCSU	40389-345	Dan Allen Drive Paving 2004-Infrastructure where allocation to specific buildings cannot be made		7/20/06	250,966	1.877%	0	533	533
NCSU	40389-346	Cates Avenue Paving 2004-Infrastructure where allocation to specific buildings cannot be made		7/20/06	601,200	4.498%	0	1,277	1,277
NCSU	40389-347	Sullivan Site Service Dr. Paving-Infrastructure where allocation to specific buildings cannot be made		12/5/05	236,698	1.771%	0	503	503
NCSU	40389-348	Varsity Drive Paving 2004-Infrastructure where allocation to specific buildings cannot be made		8/11/08	587,127	4.392%	0	1,247	1,247
NCSU	40389-349	Campus Sidewalk Repairs 2004 (Lee/Sullivan Courtyard area) Infrastructure where allocation to specific buildings cannot be made		8/9/05	319,371	2.389%	0	678	678
NCSU	40389-350	Main Campus Public Lighting Upgrade-Infrastructure where allocation to specific buildings cannot be made		1/24/06	48,328	0.362%	(0)	103	103
NCSU	40787-301	NCSU Terry Companion Animal Hospital	0300C	1/10/11	0	0.000%	0	0	0
NCSU	40787-302	NCSU Engineering Bldg III	0782C	5/20/10	0	0.000%	0	0	0
NCSU	40887-302	4-H Camp Improvements	various	ongoing	0	0.000%	0	0	0
NCSU	44887-301	Residence Fire Sprinklers	0127R	4/1/11	0	0.000%	0	0	0
NCSU	40989-301	Roof Repairs/Replacements and Waterproofing	0047, 0047B-C, 0043, 0046, 0700	6/30/11	0	0.000%	0	0	0
NCSU	40989-302	Structural Repairs-College of Textiles Bldg	0700	8/3/10	0	0.000%	0	0	0
NCSU	40989-303	R&R to Meet Federal Standards-Infrastructure where allocation to specific buildings cannot be made		6/30/11	0	0.000%	0	0	0
NCSU	40989-304	Elec, Plumbing, Ventilation & AC-Various Buildings	0045, 0045A, 0775, 0047, 0047B-C	1/31/11	0	0.000%	0	0	0
NCSU	40989-305	ADA Improvements-Mckimmon Center	0129	6/30/12	0	0.000%	0	0	0

					23008				
							Allocated Interest	Allocated Interest	
Campus	Code/Item	Building Name	Building Number	Completion Date	Bond Draws	Bond Draw Percentage	Post Occupancy Included	Pre-Occupancy Excluded	Total Interest
NCSU	40989-306	Fire Safety Improvements-Polk Hall	0050	9/21/10	0	0.000%	0	0	0
NCSU	40989-307	Remove Contaminants-Equine Hlth Ctr/Southern Pines	0872A	6/30/12	0	0.000%	0	0	0
NCSU	40989-308	Improve Existing Space-Renovations Various Bldgs-Allocation to specific buldings cannot be made		6/30/12	0	0.000%	0	0	0
NCSU	40989-308	Improve Existing Space-CVM Anim. Care Facilities	0307, 0308, 0309, 0310, 0311	8/16/11	0	0.000%	0	0	0
NCSU	40989-308	Improve Existing Space-Daniels Hall	0038	6/30/12	0	0.000%	0	0	0
NCSU	40989-308	Improve Existing Space-Williams Hall	0062	7/12/11	0	0.000%	0	0	0
NCSU	40989-308	Improve Existing Space-Kilgore & South Gardner	0069, 0067	6/30/12	0	0.000%	0	0	0
NCSU	40989-308	Improve Existing Space-Polk Hall	0050	3/1/11	0	0.000%	0	0	0
					0	0.000%	0	0	0
NCSU	40989-309	Infrastructure-Allocation to specific buildings cannot be made		6/30/12	0	0.000%	0	0	0
NCSU	40989-310	KS King Village Sprinkler System-King Village	0127, 0127A-0127Q	12/7/10	0	0.000%	0	0	0
NCSU	40887-301	Centennial Campus Library-Hunt Library	0783A	9/14/12	0	0.000%	0	0	0
NCSU		Total			13,367,265	100.000%	18,530	9,867	28,397
GRAND TOTAL - BOTH CAMP USES					20,049,754	2	32,726	9,867	42,593

29003									
Campus	Code/Item	Building Name	Building Number	Completion Date	Bond Draws	Bond Draw Percentage	Post Occupancy Included	Pre-Occupancy Excluded	Total Interest
UNC-CH	40392-301	Hanes Hall	019	8/29/08	1,963,195	34.999%	9,208	0	9,208
UNC-CH	40392-302	Mary Anne Smith Building	128	5/27/14	0	0.000%	0	0	0
UNC-CH	40392-303	Brinkhous-Bullitt Building	228	09/08/09	936,931	16.703%	4,395	0	4,395
UNC-CH	40392-304	McGavran-Greenberg Hall	238	06/15/07	410,951	7.326%	1,927	0	1,927
UNC-CH	40392-305	School of Dentistry	150	04/07/07	7,863	0.140%	37	0	37
UNC-CH	40392-306	Wilson Library	201	9/13/12	140,933	2.513%	661	0	661
UNC-CH	40392-307	Person Hall	038	5/7/07	769,509	13.719%	3,609	0	3,609
UNC-CH	40392-308	Med Wing C & Old Clinic	222	5/2/08	843,280	15.034%	3,955	0	3,955
UNC-CH	40392-309	Davie Hall & Howell Hall	013	09/27/05	0	0.000%	0	0	0
UNC-CH	40392-310	Caldwell Hall & Bynum Hall	008	11/17/05	0	0.000%	0	0	0
UNC-CH	40392-311	Phillips Hall	039	09/10/05	84	0.001%	0	0	0
UNC-CH	40392-312	Alumni Hall, Bynum Hall and Howell Hall	004	10/6/06	425,390	7.584%	1,995	0	1,995
UNC-CH	40392-313	New East Hall & Phillips Hall	033	01/05/07	538	0.010%	3	0	3
UNC-CH	40392-314	MacNider Hall	202	09/15/07	15,917	0.284%	75	0	75
UNC-CH	40392-315	Gardner Hall	017	08/15/05	0	0.000%	0	0	0
UNC-CH	40392-316	Phillips Hall	039	8/1/05	0	0.000%	0	0	0
UNC-CH	40392-317	Fordham Hall	048	08/15/05	29,399	0.524%	138	0	138
UNC-CH	40392-318	Carmichael Auditorium	025	10/25/07	62,986	1.123%	295	0	295
UNC-CH	40392-319	FPG Child Dev., Alumni, Howell and Bingham Halls	071	08/15/07	1,590	0.028%	7	0	7
UNC-CH	40392-320	School of Dentistry Building	209	9/23/05	650	0.012%	3	0	3
UNC-CH	40392-322	Improve Hyde Hall Fire Lane	n/a	09/23/08	0	0.000%	0	0	0
UNC-CH	40392-323	Woolen Gym Fire Project	047	4/15/10	0	0.000%	0	0	0
UNC-CH	40392.324	Hooker Fields Storm Drain & Cistern Repairs	n/a	11/03/06	0	0.000%	0	0	0
UNC-CH	40392-325	Van Heche-Wettach Hall	064	12/01/09	0	0.000%	0	0	0
UNC-CH	40998-301	Biomedical Imaging Research Center (Marsico Hall)	360	3/24/14	0	0.000%	0	0	0
UNC-CH	44892-301	Fire Safety Student Residence Halls	106	08/03/12	0	0.000%	0	0	0
UNC-CH	40892-301	Dental Sciences Building	210A	08/27/12	0	0.000%	0	0	0
UNC-CH	40792-301	Genomics Science Building	676	06/28/12	0	0.000%	0	0	0
UNC-CH	40992-301	Battle, Vance and Pettigrew Halls	056	02/25/12	0	0.000%	0	0	0
UNC-CH	40992-303	Ext Bld Restore Battle Vance Pettigrew	056	02/25/12	0	0.000%	0	0	0
UNC-CH	40992-304	HVAC System Replacement Jackson Hall	153	12/15/12	0	0.000%	0	0	0
UNC-CH	40992-305	Accessibility Improvements	n/a	on going	0	0.000%	0	0	0
UNC-CH	40992-306	134 East Franklin Street Fire Safety	165	02/15/12	0	0.000%	0	0	0
UNC-CH	40992-307	Fire Support Sprinkler Install Craig Ehringhaus	105	08/03/11	0	0.000%	0	0	0
UNC-CH	40992-308	Fire Safety Improvement Woolen Gym	047	11/03/11	0	0.000%	0	0	0
UNC-CH	40992-309	Storm Water Sys Infrastr Imp Central Campus	n/a	08/15/13	0	0.000%	0	0	0
UNC-CH	40992-310	Lighting Upgrade Brooks Hall	476	11/03/11	0	0.000%	0	0	0
UNC-CH	40992-311	HA Lab Vent Improve McGavran Greenberg	238	08/15/12	0	0.000%	0	0	0

							29003		
							Allocated Interest	Allocated Interest	
Campus	Code/Item	Building Name	Building Number	Completion Date	Bond Draws	Bond Draw Percentage	Post Occupancy Included	Pre-Occupancy Excluded	Total Interest
UNC-CH	40992-312	HA Hot Water System Replace Mary Ellen Jones	231	07/07/11	0	0.000%	0	0	0
UNC-CH	40992-313	HA Elevator Improve Frank Porter Graham CDC	071	09/28/10	0	0.000%	0	0	0
UNC-CH	40992-315	208 W Franklin St	600	on going	0	0.000%	0	0	0
UNC-CH	40992-316	McGavran-Greenberg Hall	238	on going	0	0.000%	0	0	0
UNC-CH		Totals			5,609,215	100.000%	26,309	0	26,309
NCSU	40389-301	Avent Ferry Conv Ctr	0272	12/6/05	0	0.000%	0	0	0
NCSU	40389-302	College of Vet Med Main Bldg	0301	1/20/06	205,619	2.557%	964	0	964
NCSU	40389-303	Weaver Labs	0117	11/1/05	0	0.000%	0	0	0
NCSU	40389-304	Jordan Hall	0058	10/31/06	66,959	0.833%	314	0	314
NCSU	40389-305	Allocate to Winston, Page & Broughton	0023, 0034, 0051	3/17/06	0	0.000%	0	0	0
NCSU	40389-306	Textiles Bldg	0700	1/11/05	0	0.000%	0	0	0
NCSU	40389-307	Broughton Hall	0051	8/18/06	24,768	0.308%	116	0	116
NCSU	40389-307	Allocate to Dabney /Polk Halls	0054, 0050	5/16/07	39,110	0.486%	183	0	183
NCSU	40389-308	Research I Bldg	0730	4/10/06	3,838	0.048%	18	0	18
NCSU	40389-309	Textiles Bldg	0700	4/15/07	336,444	4.183%	1,578	0	1,578
NCSU	40389-309	Burlington Labs	0042	4/3/07	110,289	1.371%	517	0	517
NCSU	40389-309	Mann Hall	0040	6/24/07	59,603	0.741%	280	0	280
NCSU	40389-310	Campus Wide Controls Upgrades-Allocate to all NCSU on campus Buildings.		6/30/10	697,997	8.678%	3,274	0	3,274
NCSU	40389-311	Hodges Hall	0114	12/9/05	0	0.000%	0	0	0
NCSU	40389-312	Allocate to Grinnels Lab & Don E. Ellis Labs	0118, 0133	5/15/08	57,788	0.718%	271	0	271
NCSU	40389-312	Allocate to Dearstyne Hlth Ctr & DH Hill Library	0164A, 0047	8/16/07	1,557,234	19.361%	7,304	0	7,304
NCSU	40389-313	Polk Hall	0050	5/15/06	9,818	0.122%	46	0	46
NCSU	40389-313	Biltmore Hall	0113	9/15/06	4,828	0.060%	23	0	23
NCSU	40389-313	Schaub Hall	0120	5/16/06	13,898	0.173%	65	0	65
NCSU	40389-313	Jordan Hall	0058	10/21/08	3,636	0.045%	17	0	17
NCSU	40389-314	Allocate to Broughton Hall, Biltmore Hall, Method Road Units 1, 2 & 3, Bostian Hall and DH Hill Library.	0051, 0113, 0171, 0172, 0173, 0067A, 0047	10/5/05	0	0.000%	0	0	0
NCSU	40389-315	Partners II	0710	12/5/05	5,932	0.074%	28	0	28
NCSU	40389-316	Dabney Hall	0054	5/12/08	301,879	3.753%	1,416	0	1,416
NCSU	40389-317	Jordan Hall	0058	10/10/06	6,000	0.075%	28	0	28
NCSU	40389-318	Peele Hall	0008	10/30/06	349,382	4.344%	1,639	0	1,639
NCSU	40389-319	Motor Pool	0126	10/25/05	0	0.000%	0	0	0
NCSU	40389-320	EGRC	0720A	11/16/06	127,281	1.583%	597	0	597
NCSU	40389-321	Allocate to Poe Hall & Patterson Hall	0024, 0046	7/5/06	10,722	0.133%	50	0	50
NCSU	40389-322	Nelson Hall	0078	9/15/07	293,859	3.654%	1,378	0	1,378
NCSU	40389-323	Allocate to College of Vet Med Finger Barns	0307-0311	7/24/09	189,670	2.358%	890	0	890
NCSU	40389-324	Tompkins Hall	0022	11/7/04	2,376	0.030%	11	0	11

							29003		
							Allocated Interest	Allocated Interest	
Campus	Code/Item	Building Name	Building Number	Completion Date	Bond Draws	Bond Draw Percentage	Post Occupancy Included	Pre-Occupancy Excluded	Total Interest
NCSU	40389-324	Broughton Hall	0051	10/29/04	2,156	0.027%	10	0	10
NCSU	40389-324	Allocate to Dabney Hall and Tompkins Hall	0054, 0022	7/1/05	409	0.005%	2	0	2
NCSU	40389-324	Allocate to Nelson Hall & Bostian Hall	0078, 0067A	1/5/07	185	0.002%	1	0	1
NCSU	40389-324	Allocate to Talley Student Ctr and NCSU Bookstore	0102, 0098	1/9/07	52	0.001%	0	0	0
NCSU	40389-325	Cox Hall	0055	11/2/07	280,414	3.486%	1,315	0	1,315
NCSU	40389-326	Pesticide Res Lab-3709 Hillsborough St. Bldg	0138	2/9/07	7,469	0.093%	35	0	35
NCSU	40389-327	Dabney Hall	0054	6/30/06	112,696	1.401%	529	0	529
NCSU	40389-328	Energy Efficient Motor Repl (Bldgs)-Allocated to all NCSU On-Campus Buildings		8/5/08	101,028	1.256%	474	0	474
NCSU	40389-329	516 Brickhaven Bldg	0449A	11/15/04	0	0.000%	0	0	0
NCSU	40389-330	Nelson Hall	0078	9/13/05	74,891	0.931%	351	0	351
NCSU	40389-330	Bostian Hall	0067A	2/5/08	34,982	0.435%	164	0	164
NCSU	40389-330	Dabney Hall	0054	10/11/05	3,916	0.049%	18	0	18
NCSU	40389-330	Dabney Hall	0054	4/17/07	133,617	1.661%	627	0	627
NCSU	40389-330	Kamphoefner Hall	0011A	6/9/09	10,786	0.134%	51	0	51
NCSU	40389-330	Classrooms not yet determined-Infrastructure where allocation to specific buildings cannot be made.		ongoing	14,022	0.174%	0	66	66
NCSU	40389-331	Poe Hall	0024	6/5/07	58,277	0.725%	273	0	273
NCSU	40389-332	Dabney Hall	0054	1/17/06	6,762	0.084%	32	0	32
NCSU	40389-332	Burlington Labs	0042	8/23/06	2,045	0.025%	10	0	10
NCSU	40389-333	Burlington Labs	0042	4/13/06	0	0.000%	0	0	0
NCSU	40389-334	Caldwell Hall	0025	1/5/06	0	0.000%	0	0	0
NCSU	40389-335	Kamphoefner Hall	0011A	8/21/07	1,013,840	12.605%	4,755	0	4,755
NCSU	40389-336	Phase V West Tunnel-Infrastructure where allocation to specific buildings cannot be made		12/29/06	63,907	0.795%	0	300	300
NCSU	40389-336	Yarborough Steam Plant	0029	12/9/05	84,914	1.056%	398	0	398
NCSU	40389-336	North Tunnel & Manhole 97-Infrastructure where allocation to specific buildings cannot be made		12/29/06	15,440	0.192%	0	72	72
NCSU	40389-337	Connection to Central Chilled Water Loop Dunn Ave-Infrastructure where allocation to specific buildings cannot be made		8/24/05	68,457	0.851%	0	321	321
NCSU	40389-337	Connect Cates & Yarbrough CW Plants, Mann & Burlington CW Connections-Infrastructure where allocation to specific buildings cannot be made		10/4/06	27,771	0.345%	0	130	130
NCSU	40389-338	Yarbrough Plant	0029	12/21/07	688,506	8.560%	3,229	0	3,229
NCSU	40389-339	Allocate to Yarbrough & Centennial Steam Plants	0029, 0705A	10/21/08	63,693	0.792%	299	0	299
NCSU	40389-340	Jordan Hall	0058	8/28/06	125,315	1.558%	588	0	588

29003									
Campus	Code/Item	Building Name	Building Number	Completion Date	Bond Draws	Bond Draw Percentage	Post Occupancy Included	Pre-Occupancy Excluded	Total Interest
NCSU	40389-341	Main Campus-15V Switch&Cable Repl (at the plants; can't identify costs by plant-Infrastructure where allocation to specific buildings cannot be made		12/19/06	31,367	0.390%	0	147	147
NCSU	40389-342	Yarborough Steam Plant	0029	5/1/07	99,680	1.239%	468	0	468
NCSU	40389-343	Gas Main Replacement-Infrastructure where allocation to specific buildings cannot be made.		8/21/07	52,470	0.652%	0	246	246
NCSU	40389-344	Central Campus - Steam Distribution & Capacity Improvements Phase 6-Infrastructure where allocation to specific buildings cannot be made		9/4/07	348,318	4.331%	0	1,634	1,634
NCSU	40389-345	Dan Allen Drive Paving 2004-Infrastructure where allocation to specific buildings cannot be made		7/20/06	31,334	0.390%	0	147	147
NCSU	40389-346	Cates Avenue Paving 2004-Infrastructure where allocation to specific buildings cannot be made		7/20/06	0	0.000%	0	0	0
NCSU	40389-347	Sullivan Site Service Dr. Paving-Infrastructure where allocation to specific buildings cannot be made		12/5/05	0	0.000%	0	0	0
NCSU	40389-348	Varsity Drive Paving 2004-Infrastructure where allocation to specific buildings cannot be made		8/11/08	5,317	0.066%	(0)	25	25
NCSU	40389-349	Campus Sidewalk Repairs 2004 (Lee/Sullivan Courtyard area) Infrastructure where allocation to specific buildings cannot be made		8/9/05	0	0.000%	0	0	0
NCSU	40389-350	Main Campus Public Lighting Upgrade-Infrastructure where allocation to specific buildings cannot be made		1/24/06	0	0.000%	0	0	0
NCSU	40787-301	NCSU Terry Companion Animal Hospital	0300C	1/10/11	0	0.000%	0	0	0
NCSU	40787-302	NCSU Engineering Bldg III	0782C	5/20/10	0	0.000%	0	0	0
NCSU	40887-302	4-H Camp Improvements	various	ongoing	0	0.000%	0	0	0
NCSU	44887-301	Residence Fire Sprinklers	0127R	4/1/11	0	0.000%	0	0	0
NCSU	40989-301	Roof Repairs/Replacements and Waterproofing	0047, 0047B-C, 0043, 0046, 0700	6/30/11	0	0.000%	0	0	0
NCSU	40989-302	Structural Repairs-College of Textiles Bldg	0700	8/3/10	0	0.000%	0	0	0
NCSU	40989-303	R&R to Meet Federal Standards-Infrastructure where allocation to specific buildings cannot be made		6/30/11	0	0.000%	0	0	0
NCSU	40989-304	Elec, Plumbing, Ventilation & AC-Various Buildings	0045, 0045A, 0775, 0047, 0047B-C	1/31/11	0	0.000%	0	0	0
NCSU	40989-305	ADA Improvements-Mckimmon Center	0129	6/30/12	0	0.000%	0	0	0

						29003			
						Allocated Interest	Allocated Interest		
Campus	Code/Item	Building Name	Building Number	Completion Date	Bond Draws	Bond Draw Percentage	Post Occupancy Included	Pre-Occupancy Excluded	Total Interest
NCSU	40989-306	Fire Safety Improvements-Polk Hall	0050	9/21/10	0	0.000%	0	0	0
NCSU	40989-307	Remove Contaminants-Equine Hlth Ctr/Southern Pines	0872A	6/30/12	0	0.000%	0	0	0
NCSU	40989-308	Improve Existing Space-Renovations Various Bldgs-Allocation to specific buldings cannot be made		6/30/12	0	0.000%	0	0	0
NCSU	40989-308	Improve Existing Space-CVM Anim. Care Facilities	0307, 0308, 0309, 0310, 0311	8/16/11	0	0.000%	0	0	0
NCSU	40989-308	Improve Existing Space-Daniels Hall	0038	6/30/12	0	0.000%	0	0	0
NCSU	40989-308	Improve Existing Space-Williams Hall	0062	7/12/11	0	0.000%	0	0	0
NCSU	40989-308	Improve Existing Space-Kilgore & South Gardner	0069, 0067	6/30/12	0	0.000%	0	0	0
NCSU	40989-308	Improve Existing Space-Polk Hall	0050	3/1/11	0	0.000%	0	0	0
					0	0.000%	0	0	0
NCSU	40989-309	Infrastructure-Allocation to specific buildings cannot be made		6/30/12	0	0.000%	0	0	0
NCSU	40989-310	KS King Village Sprinkler System-King Village	0127, 0127A-0127Q	12/7/10	0	0.000%	0	0	0
NCSU	40887-301	Centennial Campus Library-Hunt Library	0783A	9/14/12	0	0.000%	0	0	0
NCSU		Total			8,042,970	100.000%	34,635	3,088	37,723
GRAND TOTAL - BOTH CAMP USES					13,652,185	2	60,944	3,088	64,032

							29005		
							Allocated Interest	Allocated Interest	
Campus	Code/Item	Building Name	Building Number	Completion Date	Bond Draws	Bond Draw Percentage	Post Occupancy Included	Pre-Occupancy Excluded	Total Interest
UNC-CH	40392-301	Hanes Hall	019	8/29/08	0	0.000%	0	0	0
UNC-CH	40392-302	Mary Anne Smith Building	128	5/27/14	0	0.000%	0	0	0
UNC-CH	40392-303	Brinkhous-Bullitt Building	228	09/08/09	3,514,680	47.147%	60,027		60,027
UNC-CH	40392-304	McGavran-Greenberg Hall	238	06/15/07	(7,670)	-0.103%	(131)		(131)
UNC-CH	40392-305	School of Dentistry	150	04/07/07	0	0.000%	0	0	0
UNC-CH	40392-306	Wilson Library	201	9/13/12	408,760	5.483%	6,981	0	6,981
UNC-CH	40392-307	Person Hall	038	5/7/07	0	0.000%	0	0	0
UNC-CH	40392-308	Med Wing C & Old Clinic	222	5/2/08	0	0.000%	0	0	0
UNC-CH	40392-309	Davie Hall & Howell Hall	013	09/27/05	0	0.000%	0	0	0
UNC-CH	40392-310	Caldwell Hall & Bynum Hall	008	11/17/05	0	0.000%	0	0	0
UNC-CH	40392-311	Phillips Hall	039	09/10/05	0	0.000%	0	0	0
UNC-CH	40392-312	Alumni Hall, Bynum Hall and Howell Hall	004	10/6/06	0	0.000%	0	0	0
UNC-CH	40392-313	New East Hall & Phillips Hall	033	01/05/07	0	0.000%	0	0	0
UNC-CH	40392-314	MacNider Hall	202	09/15/07	173,881	2.332%	2,970	0	2,970
UNC-CH	40392-315	Gardner Hall	017	08/15/05	10,316	0.138%	176	0	176
UNC-CH	40392-316	Phillips Hall	039	8/1/05	0	0.000%	0	0	0
UNC-CH	40392-317	Fordham Hall	048	08/15/05	97,706	1.311%	1,669	0	1,669
UNC-CH	40392-318	Carmichael Auditorium	025	10/25/07	0	0.000%	0	0	0
UNC-CH	40392-319	FPG Child Dev., Alumni, Howell and Bingham Halls	071	08/15/07	0	0.000%	0	0	0
UNC-CH	40392-320	School of Dentistry Building	209	9/23/05	0	0.000%	0	0	0
UNC-CH	40392-322	Improve Hyde Hall Fire Lane	n/a	09/23/08	0	0.000%	0	0	0
UNC-CH	40392-323	Woolen Gym Fire Project	047	4/15/10	0	0.000%	0	0	0
UNC-CH	40392.324	Hooker Fields Storm Drain & Cistern Repairs	n/a	11/03/06	0	0.000%	0	0	0
UNC-CH	40392-325	Van Heche-Wettach Hall	064	12/01/09	0	0.000%	0	0	0
UNC-CH	40998-301	Biomedical Imaging Research Center (Marsico Hall)	360	3/24/14	0	0.000%	0	0	0
UNC-CH	44892-301	Fire Safety Student Residence Halls	106	08/03/12	0	0.000%	0	0	0
UNC-CH	40892-301	Dental Sciences Building	210A	08/27/12	0	0.000%	0	0	0
UNC-CH	40792-301	Genomics Science Building	676	06/28/12	3,257,109	43.692%	55,628	0	55,628
UNC-CH	40992-301	Battle, Vance and Pettigrew Halls	056	02/25/12	0	0.000%	0	0	0
UNC-CH	40992-303	Ext Bld Restore Battle Vance Pettigrew	056	02/25/12	0	0.000%	0	0	0
UNC-CH	40992-304	HVAC System Replacement Jackson Hall	153	12/15/12	0	0.000%	0	0	0
UNC-CH	40992-305	Accessibility Improvements	n/a	on going	0	0.000%	0	0	0
UNC-CH	40992-306	134 East Franklin Street Fire Safety	165	02/15/12	0	0.000%	0	0	0
UNC-CH	40992-307	Fire Support Sprinkler Install Craig Ehringhaus	105	08/03/11	0	0.000%	0	0	0
UNC-CH	40992-308	Fire Safety Improvement Woolen Gym	047	11/03/11	0	0.000%	0	0	0
UNC-CH	40992-309	Storm Water Sys Infrastr Imp Central Campus	n/a	08/15/13	0	0.000%	0	0	0
UNC-CH	40992-310	Lighting Upgrade Brooks Hall	476	11/03/11	0	0.000%	0	0	0
UNC-CH	40992-311	HA Lab Vent Improve McGavran Greenberg	238	08/15/12	0	0.000%	0	0	0

							29005		
							Allocated Interest	Allocated Interest	
Campus	Code/Item	Building Name	Building Number	Completion Date	Bond Draws	Bond Draw Percentage	Post Occupancy Included	Pre-Occupancy Excluded	Total Interest
UNC-CH	40992-312	HA Hot Water System Replace Mary Ellen Jones	231	07/07/11	0	0.000%	0	0	0
UNC-CH	40992-313	HA Elevator Improve Frank Porter Graham CDC	071	09/28/10	0	0.000%	0	0	0
UNC-CH	40992-315	208 W Franklin St	600	on going	0	0.000%	0	0	0
UNC-CH	40992-316	McGavran-Greenberg Hall	238	on going	0	0.000%	0	0	0
UNC-CH		Totals			7,454,780	100.000%	127,320	0	127,320
NCSU	40389-301	Avent Ferry Conv Ctr	0272	12/6/05	0	0.000%	0	0	0
NCSU	40389-302	College of Vet Med Main Bldg	0301	1/20/06	0	0.000%	0	0	0
NCSU	40389-303	Weaver Labs	0117	11/1/05	0	0.000%	0	0	0
NCSU	40389-304	Jordan Hall	0058	10/31/06	0	0.000%	0	0	0
NCSU	40389-305	Allocate to Winston, Page & Broughton	0023, 0034, 0051	3/17/06	0	0.000%	0	0	0
NCSU	40389-306	Textiles Bldg	0700	1/11/05	0	0.000%	0	0	0
NCSU	40389-307	Broughton Hall	0051	8/18/06	0	0.000%	0	0	0
NCSU	40389-307	Allocate to Dabney /Polk Halls	0054, 0050	5/16/07	0	0.000%	0	0	0
NCSU	40389-308	Research I Bldg	0730	4/10/06	0	0.000%	0	0	0
NCSU	40389-309	Textiles Bldg	0700	4/15/07	0	0.000%	0	0	0
NCSU	40389-309	Burlington Labs	0042	4/3/07	0	0.000%	0	0	0
NCSU	40389-309	Mann Hall	0040	6/24/07	0	0.000%	0	0	0
NCSU	40389-310	Campus Wide Controls Upgrades-Allocate to all NCSU on campus Buildings.		6/30/10	0	0.000%	0	0	0
NCSU	40389-311	Hodges Hall	0114	12/9/05	0	0.000%	0	0	0
NCSU	40389-312	Allocate to Grinnels Lab & Don E. Ellis Labs	0118, 0133	5/15/08	0	0.000%	0	0	0
NCSU	40389-312	Allocate to Dearstyne Hlth Ctr & DH Hill Library	0164A, 0047	8/16/07	0	0.000%	0	0	0
NCSU	40389-313	Polk Hall	0050	5/15/06	0	0.000%	0	0	0
NCSU	40389-313	Biltmore Hall	0113	9/15/06	0	0.000%	0	0	0
NCSU	40389-313	Schaub Hall	0120	5/16/06	0	0.000%	0	0	0
NCSU	40389-313	Jordan Hall	0058	10/21/08	0	0.000%	0	0	0
NCSU	40389-314	Allocate to Broughton Hall, Biltmore Hall, Method Road Units 1, 2 & 3, Bostian Hall and DH Hill Library.	0051, 0113, 0171, 0172, 0173, 0067A, 0047	10/5/05	0	0.000%	0	0	0
NCSU	40389-315	Partners II	0710	12/5/05	0	0.000%	0	0	0
NCSU	40389-316	Dabney Hall	0054	5/12/08	0	0.000%	0	0	0
NCSU	40389-317	Jordan Hall	0058	10/10/06	0	0.000%	0	0	0
NCSU	40389-318	Peele Hall	0008	10/30/06	0	0.000%	0	0	0
NCSU	40389-319	Motor Pool	0126	10/25/05	0	0.000%	0	0	0
NCSU	40389-320	EGRC	0720A	11/16/06	0	0.000%	0	0	0
NCSU	40389-321	Allocate to Poe Hall & Patterson Hall	0024, 0046	7/5/06	0	0.000%	0	0	0
NCSU	40389-322	Nelson Hall	0078	9/15/07	0	0.000%	0	0	0
NCSU	40389-323	Allocate to College of Vet Med Finger Barns	0307-0311	7/24/09	0	0.000%	0	0	0
NCSU	40389-324	Tompkins Hall	0022	11/7/04	0	0.000%	0	0	0

							29005		
							Allocated Interest	Allocated Interest	
Campus	Code/Item	Building Name	Building Number	Completion Date	Bond Draws	Bond Draw Percentage	Post Occupancy Included	Pre-Occupancy Excluded	Total Interest
NCSU	40389-324	Broughton Hall	0051	10/29/04	0	0.000%	0	0	0
NCSU	40389-324	Allocate to Dabney Hall and Tompkins Hall	0054, 0022	7/1/05	0	0.000%	0	0	0
NCSU	40389-324	Allocate to Nelson Hall & Bostian Hall	0078, 0067A	1/5/07	0	0.000%	0	0	0
NCSU	40389-324	Allocate to Talley Student Ctr and NCSU Bookstore	0102, 0098	1/9/07	0	0.000%	0	0	0
NCSU	40389-325	Cox Hall	0055	11/2/07	0	0.000%	0	0	0
NCSU	40389-326	Pesticide Res Lab-3709 Hillsborough St. Bldg	0138	2/9/07	0	0.000%	0	0	0
NCSU	40389-327	Dabney Hall	0054	6/30/06	0	0.000%	0	0	0
NCSU	40389-328	Energy Efficient Motor Repl (Bldgs)-Allocated to all NCSU On-Campus Buildings		8/5/08	0	0.000%	0	0	0
NCSU	40389-329	516 Brickhaven Bldg	0449A	11/15/04	0	0.000%	0	0	0
NCSU	40389-330	Nelson Hall	0078	9/13/05	0	0.000%	0	0	0
NCSU	40389-330	Bostian Hall	0067A	2/5/08	0	0.000%	0	0	0
NCSU	40389-330	Dabney Hall	0054	10/11/05	0	0.000%	0	0	0
NCSU	40389-330	Dabney Hall	0054	4/17/07	0	0.000%	0	0	0
NCSU	40389-330	Kamphoefner Hall	0011A	6/9/09	0	0.000%	0	0	0
NCSU	40389-330	Classrooms not yet determined-Infrastructure where allocation to specific buildings cannot be made.		ongoing	0	0.000%	0	0	0
NCSU	40389-331	Poe Hall	0024	6/5/07	0	0.000%	0	0	0
NCSU	40389-332	Dabney Hall	0054	1/17/06	0	0.000%	0	0	0
NCSU	40389-332	Burlington Labs	0042	8/23/06	0	0.000%	0	0	0
NCSU	40389-333	Burlington Labs	0042	4/13/06	0	0.000%	0	0	0
NCSU	40389-334	Caldwell Hall	0025	1/5/06	0	0.000%	0	0	0
NCSU	40389-335	Kamphoefner Hall	0011A	8/21/07	0	0.000%	0	0	0
NCSU	40389-336	Phase V West Tunnel-Infrastructure where allocation to specific buildings cannot be made		12/29/06	0	0.000%	0	0	0
NCSU	40389-336	Yarborough Steam Plant	0029	12/9/05	0	0.000%	0	0	0
NCSU	40389-336	North Tunnel & Manhole 97-Infrastructure where allocation to specific buildings cannot be made		12/29/06	0	0.000%	0	0	0
NCSU	40389-337	Connection to Central Chilled Water Loop Dunn Ave-Infrastructure where allocation to specific buildings cannot be made		8/24/05	0	0.000%	0	0	0
NCSU	40389-337	Connect Cates & Yarborough CW Plants, Mann & Burlington CW Connections-Infrastructure where allocation to specific buildings cannot be made		10/4/06	0	0.000%	0	0	0
NCSU	40389-338	Yarborough Plant	0029	12/21/07	0	0.000%	0	0	0
NCSU	40389-339	Allocate to Yarborough & Centennial Steam Plants	0029, 0705A	10/21/08	0	0.000%	0	0	0
NCSU	40389-340	Jordan Hall	0058	8/28/06	0	0.000%	0	0	0

							29005		
							Allocated Interest	Allocated Interest	
Campus	Code/Item	Building Name	Building Number	Completion Date	Bond Draws	Bond Draw Percentage	Post Occupancy Included	Pre-Occupancy Excluded	Total Interest
NCSU	40389-341	Main Campus-15V Switch&Cable Repl (at the plants; can't identify costs by plant-Infrastructure where allocation to specific buildings cannot be made		12/19/06	0	0.000%	0	0	0
NCSU	40389-342	Yarborough Steam Plant	0029	5/1/07	0	0.000%	0	0	0
NCSU	40389-343	Gas Main Replacement-Infrastructure where allocation to specific buildings cannot be made.		8/21/07	0	0.000%	0	0	0
NCSU	40389-344	Central Campus - Steam Distribution & Capacity Improvements Phase 6-Infrastructure where allocation to specific buildings cannot be made		9/4/07	0	0.000%	0	0	0
NCSU	40389-345	Dan Allen Drive Paving 2004-Infrastructure where allocation to specific buildings cannot be made		7/20/06	0	0.000%	0	0	0
NCSU	40389-346	Cates Avenue Paving 2004-Infrastructure where allocation to specific buildings cannot be made		7/20/06	0	0.000%	0	0	0
NCSU	40389-347	Sullivan Site Service Dr. Paving-Infrastructure where allocation to specific buildings cannot be made		12/5/05	0	0.000%	0	0	0
NCSU	40389-348	Varsity Drive Paving 2004-Infrastructure where allocation to specific buildings cannot be made		8/11/08	0	0.000%	0	0	0
NCSU	40389-349	Campus Sidewalk Repairs 2004 (Lee/Sullivan Courtyard area) Infrastructure where allocation to specific buildings cannot be made		8/9/05	0	0.000%	0	0	0
NCSU	40389-350	Main Campus Public Lighting Upgrade-Infrastructure where allocation to specific buildings cannot be made		1/24/06	0	0.000%	0	0	0
NCSU	40787-301	NCSU Terry Companion Animal Hospital	0300C	1/10/11	8,575,402	100.000%	146,459	0	146,459
NCSU	40787-302	NCSU Engineering Bldg III	0782C	5/20/10	0	0.000%	0	0	0
NCSU	40887-302	4-H Camp Improvements	various	ongoing	0	0.000%	0	0	0
NCSU	44887-301	Residence Fire Sprinklers	0127R	4/1/11	0	0.000%	0	0	0
NCSU	40989-301	Roof Repairs/Replacements and Waterproofing	0047, 0047B-C, 0043, 0046, 0700	6/30/11	0	0.000%	0	0	0
NCSU	40989-302	Structural Repairs-College of Textiles Bldg	0700	8/3/10	0	0.000%	0	0	0
NCSU	40989-303	R&R to Meet Federal Standards-Infrastructure where allocation to specific buildings cannot be made		6/30/11	0	0.000%	0	0	0
NCSU	40989-304	Elec, Plumbing, Ventilation & AC-Various Buildings	0045, 0045A, 0775, 0047, 0047B-C	1/31/11	0	0.000%	0	0	0
NCSU	40989-305	ADA Improvements-Mckimmon Center	0129	6/30/12	0	0.000%	0	0	0

							29005		
							Allocated Interest	Allocated Interest	
Campus	Code/Item	Building Name	Building Number	Completion Date	Bond Draws	Bond Draw Percentage	Post Occupancy Included	Pre-Occupancy Excluded	Total Interest
NCSU	40989-306	Fire Safety Improvements-Polk Hall	0050	9/21/10	0	0.000%	0	0	0
NCSU	40989-307	Remove Contaminants-Equine Hlth Ctr/Southern Pines	0872A	6/30/12	0	0.000%	0	0	0
NCSU	40989-308	Improve Existing Space-Renovations Various Bldgs-Allocation to specific buldings cannot be made		6/30/12	0	0.000%	0	0	0
NCSU	40989-308	Improve Existing Space-CVM Anim. Care Facilities	0307, 0308, 0309, 0310, 0311	8/16/11	0	0.000%	0	0	0
NCSU	40989-308	Improve Existing Space-Daniels Hall	0038	6/30/12	0	0.000%	0	0	0
NCSU	40989-308	Improve Existing Space-Williams Hall	0062	7/12/11	0	0.000%	0	0	0
NCSU	40989-308	Improve Existing Space-Kilgore & South Gardner	0069, 0067	6/30/12	0	0.000%	0	0	0
NCSU	40989-308	Improve Existing Space-Polk Hall	0050	3/1/11	0	0.000%	0	0	0
					0	0.000%	0	0	0
NCSU	40989-309	Infrastructure-Allocation to specific buildings cannot be made		6/30/12	0	0.000%	0	0	0
NCSU	40989-310	KS King Village Sprinkler System-King Village	0127, 0127A-0127Q	12/7/10	0	0.000%	0	0	0
NCSU	40887-301	Centennial Campus Library-Hunt Library	0783A	9/14/12	0	0.000%	0	0	0
NCSU		Total			8,575,402	100.000%	146,459	0	146,459
GRAND TOTAL - BOTH CAMP USES					16,030,182	2	273,779	0	273,779

							29006		
							Allocated Interest	Allocated Interest	
Campus	Code/Item	Building Name	Building Number	Completion Date	Bond Draws	Bond Draw Percentage	Post Occupancy Included	Pre-Occupancy Excluded	Total Interest
UNC-CH	40392-301	Hanes Hall	019	8/29/08	3,081,650	36.398%	93,593	0	93,593
UNC-CH	40392-302	Mary Anne Smith Building	128	5/27/14	1,733,004	20.469%	52,633	0	52,633
UNC-CH	40392-303	Brinkhous-Bullitt Building	228	09/08/09	2,767,549	32.688%	84,054	0	84,054
UNC-CH	40392-304	McGavran-Greenberg Hall	238	06/15/07	4,500	0.053%	137	0	137
UNC-CH	40392-305	School of Dentistry	150	04/07/07	0	0.000%	0	0	0
UNC-CH	40392-306	Wilson Library	201	9/13/12	148,182	1.750%	4,500	0	4,500
UNC-CH	40392-307	Person Hall	038	5/7/07	38,683	0.457%	1,175	0	1,175
UNC-CH	40392-308	Med Wing C & Old Clinic	222	5/2/08	33,609	0.397%	1,021	0	1,021
UNC-CH	40392-309	Davie Hall & Howell Hall	013	09/27/05	0	0.000%	0	0	0
UNC-CH	40392-310	Caldwell Hall & Bynum Hall	008	11/17/05	0	0.000%	0	0	0
UNC-CH	40392-311	Phillips Hall	039	09/10/05	902	0.011%	27	0	27
UNC-CH	40392-312	Alumni Hall, Bynum Hall and Howell Hall	004	10/6/06	0	0.000%	0	0	0
UNC-CH	40392-313	New East Hall & Phillips Hall	033	01/05/07	0	0.000%	0	0	0
UNC-CH	40392-314	MacNider Hall	202	09/15/07	88,424	1.044%	2,686	0	2,686
UNC-CH	40392-315	Gardner Hall	017	08/15/05	0	0.000%	0	0	0
UNC-CH	40392-316	Phillips Hall	039	8/1/05	0	0.000%	0	0	0
UNC-CH	40392-317	Fordham Hall	048	08/15/05	3,932	0.046%	119	0	119
UNC-CH	40392-318	Carmichael Auditorium	025	10/25/07	0	0.000%	0	0	0
UNC-CH	40392-319	FPG Child Dev., Alumni, Howell and Bingham Halls	071	08/15/07	3,170	0.037%	96	0	96
UNC-CH	40392-320	School of Dentistry Building	209	9/23/05	0	0.000%	0	0	0
UNC-CH	40392-322	Improve Hyde Hall Fire Lane	n/a	09/23/08	202,237	2.389%	6,142	0	6,142
UNC-CH	40392-323	Woolen Gym Fire Project	047	4/15/10	74,945	0.885%	2,276	0	2,276
UNC-CH	40392.324	Hooker Fields Storm Drain & Cistern Repairs	n/a	11/03/06	0	0.000%	0	0	0
UNC-CH	40392-325	Van Heche-Wettach Hall	064	12/01/09	285,685	3.374%	8,677	0	8,677
UNC-CH	40998-301	Biomedical Imaging Research Center (Marsico Hall)	360	3/24/14	0	0.000%	0	0	0
UNC-CH	44892-301	Fire Safety Student Residence Halls	106	08/03/12	0	0.000%	0	0	0
UNC-CH	40892-301	Dental Sciences Building	210A	08/27/12	0	0.000%	0	0	0
UNC-CH	40792-301	Genomics Science Building	676	06/28/12	0	0.000%	0	0	0
UNC-CH	40992-301	Battle, Vance and Pettigrew Halls	056	02/25/12	0	0.000%	0	0	0
UNC-CH	40992-303	Ext Bld Restore Battle Vance Pettigrew	056	02/25/12	0	0.000%	0	0	0
UNC-CH	40992-304	HVAC System Replacement Jackson Hall	153	12/15/12	0	0.000%	0	0	0
UNC-CH	40992-305	Accessibility Improvements	n/a	on going	0	0.000%	0	0	0
UNC-CH	40992-306	134 East Franklin Street Fire Safety	165	02/15/12	0	0.000%	0	0	0
UNC-CH	40992-307	Fire Support Sprinkler Install Craig Ehringhaus	105	08/03/11	0	0.000%	0	0	0
UNC-CH	40992-308	Fire Safety Improvement Woolen Gym	047	11/03/11	0	0.000%	0	0	0
UNC-CH	40992-309	Storm Water Sys Infrastr Imp Central Campus	n/a	08/15/13	0	0.000%	0	0	0
UNC-CH	40992-310	Lighting Upgrade Brooks Hall	476	11/03/11	0	0.000%	0	0	0
UNC-CH	40992-311	HA Lab Vent Improve McGavran Greenberg	238	08/15/12	0	0.000%	0	0	0

							29006		
							Allocated Interest	Allocated Interest	
Campus	Code/Item	Building Name	Building Number	Completion Date	Bond Draws	Bond Draw Percentage	Post Occupancy Included	Pre-Occupancy Excluded	Total Interest
UNC-CH	40992-312	HA Hot Water System Replace Mary Ellen Jones	231	07/07/11	0	0.000%	0	0	0
UNC-CH	40992-313	HA Elevator Improve Frank Porter Graham CDC	071	09/28/10	0	0.000%	0	0	0
UNC-CH	40992-315	208 W Franklin St	600	on going	0	0.000%	0	0	0
UNC-CH	40992-316	McGavran-Greenberg Hall	238	on going	0	0.000%	0	0	0
UNC-CH		Totals			8,466,473	100.000%	257,137	0	257,137
NCSU	40389-301	Avent Ferry Conv Ctr	0272	12/6/05	0	0.000%	0	0	0
NCSU	40389-302	College of Vet Med Main Bldg	0301	1/20/06	0	0.000%	0	0	0
NCSU	40389-303	Weaver Labs	0117	11/1/05	0	0.000%	0	0	0
NCSU	40389-304	Jordan Hall	0058	10/31/06	0	0.000%	0	0	0
NCSU	40389-305	Allocate to Winston, Page & Broughton	0023, 0034, 0051	3/17/06	0	0.000%	0	0	0
NCSU	40389-306	Textiles Bldg	0700	1/11/05	0	0.000%	0	0	0
NCSU	40389-307	Broughton Hall	0051	8/18/06	0	0.000%	0	0	0
NCSU	40389-307	Allocate to Dabney /Polk Halls	0054, 0050	5/16/07	0	0.000%	0	0	0
NCSU	40389-308	Research I Bldg	0730	4/10/06	0	0.000%	0	0	0
NCSU	40389-309	Textiles Bldg	0700	4/15/07	0	0.000%	0	0	0
NCSU	40389-309	Burlington Labs	0042	4/3/07	0	0.000%	0	0	0
NCSU	40389-309	Mann Hall	0040	6/24/07	0	0.000%	0	0	0
NCSU	40389-310	Campus Wide Controls Upgrades-Allocate to all NCSU on campus Buildings.		6/30/10	884,363	32.504%	26,859	0	26,859
NCSU	40389-311	Hodges Hall	0114	12/9/05	0	0.000%	0	0	0
NCSU	40389-312	Allocate to Grinnels Lab & Don E. Ellis Labs	0118, 0133	5/15/08	2,930	0.108%	89	0	89
NCSU	40389-312	Allocate to Dearstyne Hlth Ctr & DH Hill Library	0164A, 0047	8/16/07	78,956	2.902%	2,398	0	2,398
NCSU	40389-313	Polk Hall	0050	5/15/06	8,456	0.311%	257	0	257
NCSU	40389-313	Biltmore Hall	0113	9/15/06	4,158	0.153%	126	0	126
NCSU	40389-313	Schaub Hall	0120	5/16/06	11,969	0.440%	364	0	364
NCSU	40389-313	Jordan Hall	0058	10/21/08	3,131	0.115%	95	0	95
NCSU	40389-314	Allocate to Broughton Hall, Biltmore Hall, Method Road Units 1, 2 & 3, Bostian Hall and DH Hill Library.	0051, 0113, 0171, 0172, 0173, 0067A, 0047	10/5/05	0	0.000%	0	0	0
NCSU	40389-315	Partners II	0710	12/5/05	0	0.000%	0	0	0
NCSU	40389-316	Dabney Hall	0054	5/12/08	30,721	1.129%	933	0	933
NCSU	40389-317	Jordan Hall	0058	10/10/06	0	0.000%	0	0	0
NCSU	40389-318	Peele Hall	0008	10/30/06	0	0.000%	0	0	0
NCSU	40389-319	Motor Pool	0126	10/25/05	0	0.000%	0	0	0
NCSU	40389-320	EGRC	0720A	11/16/06	0	0.000%	0	0	0
NCSU	40389-321	Allocate to Poe Hall & Patterson Hall	0024, 0046	7/5/06	2,955	0.109%	90	0	90
NCSU	40389-322	Nelson Hall	0078	9/15/07	4,600	0.169%	140	0	140
NCSU	40389-323	Allocate to College of Vet Med Finger Barns	0307-0311	7/24/09	1,429,264	52.532%	43,409	0	43,409
NCSU	40389-324	Tompkins Hall	0022	11/7/04	0	0.000%	0	0	0

							29006		
							Allocated Interest	Allocated Interest	
Campus	Code/Item	Building Name	Building Number	Completion Date	Bond Draws	Bond Draw Percentage	Post Occupancy Included	Pre-Occupancy Excluded	Total Interest
NCSU	40389-324	Broughton Hall	0051	10/29/04	0	0.000%	0	0	0
NCSU	40389-324	Allocate to Dabney Hall and Tompkins Hall	0054, 0022	7/1/05	0	0.000%	0	0	0
NCSU	40389-324	Allocate to Nelson Hall & Bostian Hall	0078, 0067A	1/5/07	0	0.000%	0	0	0
NCSU	40389-324	Allocate to Talley Student Ctr and NCSU Bookstore	0102, 0098	1/9/07	0	0.000%	0	0	0
NCSU	40389-325	Cox Hall	0055	11/2/07	37,235	1.369%	1,131	0	1,131
NCSU	40389-326	Pesticide Res Lab-3709 Hillsborough St. Bldg	0138	2/9/07	0	0.000%	0	0	0
NCSU	40389-327	Dabney Hall	0054	6/30/06	950	0.035%	29	0	29
NCSU	40389-328	Energy Efficient Motor Repl (Bldgs)-Allocated to all NCSU On-Campus Buildings		8/5/08	98,972	3.638%	3,006	0	3,006
NCSU	40389-329	516 Brickhaven Bldg	0449A	11/15/04	0	0.000%	0	0	0
NCSU	40389-330	Nelson Hall	0078	9/13/05	26,745	0.983%	812	0	812
NCSU	40389-330	Bostian Hall	0067A	2/5/08	12,492	0.459%	379	0	379
NCSU	40389-330	Dabney Hall	0054	10/11/05	1,399	0.051%	42	0	42
NCSU	40389-330	Dabney Hall	0054	4/17/07	47,716	1.754%	1,449	0	1,449
NCSU	40389-330	Kamphoefner Hall	0011A	6/9/09	3,852	0.142%	117	0	117
NCSU	40389-330	Classrooms not yet determined-Infrastructure where allocation to specific buildings cannot be made.		ongoing	5,007	0.184%	0	152	152
NCSU	40389-331	Poe Hall	0024	6/5/07	0	0.000%	0	0	0
NCSU	40389-332	Dabney Hall	0054	1/17/06	0	0.000%	0	0	0
NCSU	40389-332	Burlington Labs	0042	8/23/06	0	0.000%	0	0	0
NCSU	40389-333	Burlington Labs	0042	4/13/06	0	0.000%	0	0	0
NCSU	40389-334	Caldwell Hall	0025	1/5/06	0	0.000%	0	0	0
NCSU	40389-335	Kamphoefner Hall	0011A	8/21/07	4,347	0.160%	132	0	132
NCSU	40389-336	Phase V West Tunnel-Infrastructure where allocation to specific buildings cannot be made		12/29/06	2,735	0.101%	0	83	83
NCSU	40389-336	Yarborough Steam Plant	0029	12/9/05	3,634	0.134%	110	0	110
NCSU	40389-336	North Tunnel & Manhole 97-Infrastructure where allocation to specific buildings cannot be made		12/29/06	661	0.024%	0	20	20
NCSU	40389-337	Connection to Central Chilled Water Loop Dunn Ave-Infrastructure where allocation to specific buildings cannot be made		8/24/05	0	0.000%	0	0	0
NCSU	40389-337	Connect Cates & Yarbrough CW Plants, Mann & Burlington CW Connections-Infrastructure where allocation to specific buildings cannot be made		10/4/06	0	0.000%	0	0	0
NCSU	40389-338	Yarbrough Plant	0029	12/21/07	5,000	0.184%	152	0	152
NCSU	40389-339	Allocate to Yarbrough & Centennial Steam Plants	0029, 0705A	10/21/08	8,509	0.313%	258	0	258
NCSU	40389-340	Jordan Hall	0058	8/28/06	0	0.000%	0	0	0

							29006		
							Allocated Interest	Allocated Interest	
Campus	Code/Item	Building Name	Building Number	Completion Date	Bond Draws	Bond Draw Percentage	Post Occupancy Included	Pre-Occupancy Excluded	Total Interest
NCSU	40389-341	Main Campus-15V Switch&Cable Repl (at the plants; can't identify costs by plant-Infrastructure where allocation to specific buildings cannot be made		12/19/06	0	0.000%	0	0	0
NCSU	40389-342	Yarborough Steam Plant	0029	5/1/07	0	0.000%	0	0	0
NCSU	40389-343	Gas Main Replacement-Infrastructure where allocation to specific buildings cannot be made.		8/21/07	0	0.000%	0	0	0
NCSU	40389-344	Central Campus - Steam Distribution & Capacity Improvements Phase 6-Infrastructure where allocation to specific buildings cannot be made		9/4/07	0	0.000%	0	0	0
NCSU	40389-345	Dan Allen Drive Paving 2004-Infrastructure where allocation to specific buildings cannot be made		7/20/06	0	0.000%	0	0	0
NCSU	40389-346	Cates Avenue Paving 2004-Infrastructure where allocation to specific buildings cannot be made		7/20/06	0	0.000%	0	0	0
NCSU	40389-347	Sullivan Site Service Dr. Paving-Infrastructure where allocation to specific buildings cannot be made		12/5/05	0	0.000%	0	0	0
NCSU	40389-348	Varsity Drive Paving 2004-Infrastructure where allocation to specific buildings cannot be made		8/11/08	0	0.000%	0	0	0
NCSU	40389-349	Campus Sidewalk Repairs 2004 (Lee/Sullivan Courtyard area) Infrastructure where allocation to specific buildings cannot be made		8/9/05	0	0.000%	0	0	0
NCSU	40389-350	Main Campus Public Lighting Upgrade-Infrastructure where allocation to specific buildings cannot be made		1/24/06	0	0.000%	0	0	0
NCSU	40787-301	NCSU Terry Companion Animal Hospital	0300C	1/10/11	0	0.000%	0	0	0
NCSU	40787-302	NCSU Engineering Bldg III	0782C	5/20/10	0	0.000%	0	0	0
NCSU	40887-302	4-H Camp Improvements	various	ongoing	0	0.000%	0	0	0
NCSU	44887-301	Residence Fire Sprinklers	0127R	4/1/11	0	0.000%	0	0	0
NCSU	40989-301	Roof Repairs/Replacements and Waterproofing	0047, 0047B-C, 0043, 0046, 0700	6/30/11	0	0.000%	0	0	0
NCSU	40989-302	Structural Repairs-College of Textiles Bldg	0700	8/3/10	0	0.000%	0	0	0
NCSU	40989-303	R&R to Meet Federal Standards-Infrastructure where allocation to specific buildings cannot be made		6/30/11	0	0.000%	0	0	0
NCSU	40989-304	Elec, Plumbing, Ventilation & AC-Various Buildings	0045, 0045A, 0775, 0047, 0047B-C	1/31/11	0	0.000%	0	0	0
NCSU	40989-305	ADA Improvements-Mckimmon Center	0129	6/30/12	0	0.000%	0	0	0

							29006		
							Allocated Interest	Allocated Interest	
Campus	Code/Item	Building Name	Building Number	Completion Date	Bond Draws	Bond Draw Percentage	Post Occupancy Included	Pre-Occupancy Excluded	Total Interest
NCSU	40989-306	Fire Safety Improvements-Polk Hall	0050	9/21/10	0	0.000%	0	0	0
NCSU	40989-307	Remove Contaminants-Equine Hlth Ctr/Southern Pines	0872A	6/30/12	0	0.000%	0	0	0
NCSU	40989-308	Improve Existing Space-Renovations Various Bldgs-Allocation to specific buldings cannot be made		6/30/12	0	0.000%	0	0	0
NCSU	40989-308	Improve Existing Space-CVM Anim. Care Facilities	0307, 0308, 0309, 0310, 0311	8/16/11	0	0.000%	0	0	0
NCSU	40989-308	Improve Existing Space-Daniels Hall	0038	6/30/12	0	0.000%	0	0	0
NCSU	40989-308	Improve Existing Space-Williams Hall	0062	7/12/11	0	0.000%	0	0	0
NCSU	40989-308	Improve Existing Space-Kilgore & South Gardner	0069, 0067	6/30/12	0	0.000%	0	0	0
NCSU	40989-308	Improve Existing Space-Polk Hall	0050	3/1/11	0	0.000%	0	0	0
					0	0.000%	0	0	0
NCSU	40989-309	Infrastructure-Allocation to specific buildings cannot be made		6/30/12	0	0.000%	0	0	0
NCSU	40989-310	KS King Village Sprinkler System-King Village	0127, 0127A-0127Q	12/7/10	0	0.000%	0	0	0
NCSU	40887-301	Centennial Campus Library-Hunt Library	0783A	9/14/12	0	0.000%	0	0	0
NCSU		Total			2,720,757	100.000%	82,378	255	82,633
GRAND TOTAL - BOTH CAMP USES					11,187,230	2	339,515	255	339,770

						29007			
						Allocated Interest	Allocated Interest		
Campus	Code/Item	Building Name	Building Number	Completion Date	Bond Draws	Bond Draw Percentage	Post Occupancy Included	Pre-Occupancy Excluded	Total Interest
UNC-CH	40392-301	Hanes Hall	019	8/29/08	0	0.000%	0	0	0
UNC-CH	40392-302	Mary Anne Smith Building	128	5/27/14	0	0.000%	0	0	0
UNC-CH	40392-303	Brinkhous-Bullitt Building	228	09/08/09	0	0.000%	0	0	0
UNC-CH	40392-304	McGavran-Greenberg Hall	238	06/15/07	0	0.000%	0	0	0
UNC-CH	40392-305	School of Dentistry	150	04/07/07	0	0.000%	0	0	0
UNC-CH	40392-306	Wilson Library	201	9/13/12	0	0.000%	0	0	0
UNC-CH	40392-307	Person Hall	038	5/7/07	0	0.000%	0	0	0
UNC-CH	40392-308	Med Wing C & Old Clinic	222	5/2/08	10,643	0.198%	297	0	297
UNC-CH	40392-309	Davie Hall & Howell Hall	013	09/27/05	0	0.000%	0	0	0
UNC-CH	40392-310	Caldwell Hall & Bynum Hall	008	11/17/05	0	0.000%	0	0	0
UNC-CH	40392-311	Phillips Hall	039	09/10/05	0	0.000%	0	0	0
UNC-CH	40392-312	Alumni Hall, Bynum Hall and Howell Hall	004	10/6/06	0	0.000%	0	0	0
UNC-CH	40392-313	New East Hall & Phillips Hall	033	01/05/07	0	0.000%	0	0	0
UNC-CH	40392-314	MacNider Hall	202	09/15/07	0	0.000%	0	0	0
UNC-CH	40392-315	Gardner Hall	017	08/15/05	0	0.000%	0	0	0
UNC-CH	40392-316	Phillips Hall	039	8/1/05	0	0.000%	0	0	0
UNC-CH	40392-317	Fordham Hall	048	08/15/05	0	0.000%	0	0	0
UNC-CH	40392-318	Carmichael Auditorium	025	10/25/07	4,523	0.084%	126	0	126
UNC-CH	40392-319	FPG Child Dev., Alumni, Howell and Bingham Halls	071	08/15/07	0	0.000%	0	0	0
UNC-CH	40392-320	School of Dentistry Building	209	9/23/05	0	0.000%	0	0	0
UNC-CH	40392-322	Improve Hyde Hall Fire Lane	n/a	09/23/08	0	0.000%	0	0	0
UNC-CH	40392-323	Woolen Gym Fire Project	047	4/15/10	611,183	11.350%	17,076	0	17,076
UNC-CH	40392.324	Hooker Fields Storm Drain & Cistern Repairs	n/a	11/03/06	2,729	0.051%	76	0	76
UNC-CH	40392-325	Van Heche-Wettach Hall	064	12/01/09	439	0.008%	12	0	12
UNC-CH	40998-301	Biomedical Imaging Research Center (Marsico Hall)	360	3/24/14	0	0.000%	0	0	0
UNC-CH	44892-301	Fire Safety Student Residence Halls	106	08/03/12	8,026	0.149%	224	0	224
UNC-CH	40892-301	Dental Sciences Building	210A	08/27/12	0	0.000%	0	0	0
UNC-CH	40792-301	Genomics Science Building	676	06/28/12	4,747,358	88.161%	132,636	0	132,636
UNC-CH	40992-301	Battle, Vance and Pettigrew Halls	056	02/25/12	0	0.000%	0	0	0
UNC-CH	40992-303	Ext Bld Restore Battle Vance Pettigrew	056	02/25/12	0	0.000%	0	0	0
UNC-CH	40992-304	HVAC System Replacement Jackson Hall	153	12/15/12	0	0.000%	0	0	0
UNC-CH	40992-305	Accessibility Improvements	n/a	on going	0	0.000%	0	0	0
UNC-CH	40992-306	134 East Franklin Street Fire Safety	165	02/15/12	0	0.000%	0	0	0
UNC-CH	40992-307	Fire Support Sprinkler Install Craig Ehringhaus	105	08/03/11	0	0.000%	0	0	0
UNC-CH	40992-308	Fire Safety Improvement Woolen Gym	047	11/03/11	0	0.000%	0	0	0
UNC-CH	40992-309	Storm Water Sys Infrastr Imp Central Campus	n/a	08/15/13	0	0.000%	0	0	0
UNC-CH	40992-310	Lighting Upgrade Brooks Hall	476	11/03/11	0	0.000%	0	0	0
UNC-CH	40992-311	HA Lab Vent Improve McGavran Greenberg	238	08/15/12	0	0.000%	0	0	0

							29007		
							Allocated Interest	Allocated Interest	
Campus	Code/Item	Building Name	Building Number	Completion Date	Bond Draws	Bond Draw Percentage	Post Occupancy Included	Pre-Occupancy Excluded	Total Interest
UNC-CH	40992-312	HA Hot Water System Replace Mary Ellen Jones	231	07/07/11	0	0.000%	0	0	0
UNC-CH	40992-313	HA Elevator Improve Frank Porter Graham CDC	071	09/28/10	0	0.000%	0	0	0
UNC-CH	40992-315	208 W Franklin St	600	on going	0	0.000%	0	0	0
UNC-CH	40992-316	McGavran-Greenberg Hall	238	on going	0	0.000%	0	0	0
UNC-CH		Totals			5,384,901	100.000%	150,448	0	150,448
NCSU	40389-301	Avent Ferry Conv Ctr	0272	12/6/05	0	0.000%	0	0	0
NCSU	40389-302	College of Vet Med Main Bldg	0301	1/20/06	0	0.000%	0	0	0
NCSU	40389-303	Weaver Labs	0117	11/1/05	0	0.000%	0	0	0
NCSU	40389-304	Jordan Hall	0058	10/31/06	0	0.000%	0	0	0
NCSU	40389-305	Allocate to Winston, Page & Broughton	0023, 0034, 0051	3/17/06	0	0.000%	0	0	0
NCSU	40389-306	Textiles Bldg	0700	1/11/05	0	0.000%	0	0	0
NCSU	40389-307	Broughton Hall	0051	8/18/06	0	0.000%	0	0	0
NCSU	40389-307	Allocate to Dabney /Polk Halls	0054, 0050	5/16/07	0	0.000%	0	0	0
NCSU	40389-308	Research I Bldg	0730	4/10/06	0	0.000%	0	0	0
NCSU	40389-309	Textiles Bldg	0700	4/15/07	0	0.000%	0	0	0
NCSU	40389-309	Burlington Labs	0042	4/3/07	0	0.000%	0	0	0
NCSU	40389-309	Mann Hall	0040	6/24/07	0	0.000%	0	0	0
NCSU	40389-310	Campus Wide Controls Upgrades-Allocate to all NCSU on campus Buildings.		6/30/10	0	0.000%	0	0	0
NCSU	40389-311	Hodges Hall	0114	12/9/05	0	0.000%	0	0	0
NCSU	40389-312	Allocate to Grinnels Lab & Don E. Ellis Labs	0118, 0133	5/15/08	0	0.000%	0	0	0
NCSU	40389-312	Allocate to Dearstyne Hlth Ctr & DH Hill Library	0164A, 0047	8/16/07	0	0.000%	0	0	0
NCSU	40389-313	Polk Hall	0050	5/15/06	0	0.000%	0	0	0
NCSU	40389-313	Biltmore Hall	0113	9/15/06	0	0.000%	0	0	0
NCSU	40389-313	Schaub Hall	0120	5/16/06	0	0.000%	0	0	0
NCSU	40389-313	Jordan Hall	0058	10/21/08	0	0.000%	0	0	0
NCSU	40389-314	Allocate to Broughton Hall, Biltmore Hall, Method Road Units 1, 2 & 3, Bostian Hall and DH Hill Library.	0051, 0113, 0171, 0172, 0173, 0067A, 0047	10/5/05	0	0.000%	0	0	0
NCSU	40389-315	Partners II	0710	12/5/05	0	0.000%	0	0	0
NCSU	40389-316	Dabney Hall	0054	5/12/08	0	0.000%	0	0	0
NCSU	40389-317	Jordan Hall	0058	10/10/06	0	0.000%	0	0	0
NCSU	40389-318	Peele Hall	0008	10/30/06	0	0.000%	0	0	0
NCSU	40389-319	Motor Pool	0126	10/25/05	0	0.000%	0	0	0
NCSU	40389-320	EGRC	0720A	11/16/06	0	0.000%	0	0	0
NCSU	40389-321	Allocate to Poe Hall & Patterson Hall	0024, 0046	7/5/06	0	0.000%	0	0	0
NCSU	40389-322	Nelson Hall	0078	9/15/07	0	0.000%	0	0	0
NCSU	40389-323	Allocate to College of Vet Med Finger Barns	0307-0311	7/24/09	0	0.000%	0	0	0
NCSU	40389-324	Tompkins Hall	0022	11/7/04	0	0.000%	0	0	0

							29007		
							Allocated Interest	Allocated Interest	
Campus	Code/Item	Building Name	Building Number	Completion Date	Bond Draws	Bond Draw Percentage	Post Occupancy Included	Pre-Occupancy Excluded	Total Interest
NCSU	40389-324	Broughton Hall	0051	10/29/04	0	0.000%	0	0	0
NCSU	40389-324	Allocate to Dabney Hall and Tompkins Hall	0054, 0022	7/1/05	0	0.000%	0	0	0
NCSU	40389-324	Allocate to Nelson Hall & Bostian Hall	0078, 0067A	1/5/07	0	0.000%	0	0	0
NCSU	40389-324	Allocate to Talley Student Ctr and NCSU Bookstore	0102, 0098	1/9/07	0	0.000%	0	0	0
NCSU	40389-325	Cox Hall	0055	11/2/07	0	0.000%	0	0	0
NCSU	40389-326	Pesticide Res Lab-3709 Hillsborough St. Bldg	0138	2/9/07	0	0.000%	0	0	0
NCSU	40389-327	Dabney Hall	0054	6/30/06	0	0.000%	0	0	0
NCSU	40389-328	Energy Efficient Motor Repl (Bldgs)-Allocated to all NCSU On-Campus Buildings		8/5/08	0	0.000%	0	0	0
NCSU	40389-329	516 Brickhaven Bldg	0449A	11/15/04	0	0.000%	0	0	0
NCSU	40389-330	Nelson Hall	0078	9/13/05	0	0.000%	0	0	0
NCSU	40389-330	Bostian Hall	0067A	2/5/08	0	0.000%	0	0	0
NCSU	40389-330	Dabney Hall	0054	10/11/05	0	0.000%	0	0	0
NCSU	40389-330	Dabney Hall	0054	4/17/07	0	0.000%	0	0	0
NCSU	40389-330	Kamphoefner Hall	0011A	6/9/09	0	0.000%	0	0	0
NCSU	40389-330	Classrooms not yet determined-Infrastructure where allocation to specific buildings cannot be made.		ongoing	0	0.000%	0	0	0
NCSU	40389-331	Poe Hall	0024	6/5/07	0	0.000%	0	0	0
NCSU	40389-332	Dabney Hall	0054	1/17/06	0	0.000%	0	0	0
NCSU	40389-332	Burlington Labs	0042	8/23/06	0	0.000%	0	0	0
NCSU	40389-333	Burlington Labs	0042	4/13/06	0	0.000%	0	0	0
NCSU	40389-334	Caldwell Hall	0025	1/5/06	0	0.000%	0	0	0
NCSU	40389-335	Kamphoefner Hall	0011A	8/21/07	0	0.000%	0	0	0
NCSU	40389-336	Phase V West Tunnel-Infrastructure where allocation to specific buildings cannot be made		12/29/06	0	0.000%	0	0	0
NCSU	40389-336	Yarborough Steam Plant	0029	12/9/05	0	0.000%	0	0	0
NCSU	40389-336	North Tunnel & Manhole 97-Infrastructure where allocation to specific buildings cannot be made		12/29/06	0	0.000%	0	0	0
NCSU	40389-337	Connection to Central Chilled Water Loop Dunn Ave-Infrastructure where allocation to specific buildings cannot be made		8/24/05	0	0.000%	0	0	0
NCSU	40389-337	Connect Cates & Yarbrough CW Plants, Mann & Burlington CW Connections-Infrastructure where allocation to specific buildings cannot be made		10/4/06	0	0.000%	0	0	0
NCSU	40389-338	Yarbrough Plant	0029	12/21/07	0	0.000%	0	0	0
NCSU	40389-339	Allocate to Yarbrough & Centennial Steam Plants	0029, 0705A	10/21/08	0	0.000%	0	0	0
NCSU	40389-340	Jordan Hall	0058	8/28/06	0	0.000%	0	0	0

						29007			
						Allocated Interest	Allocated Interest		
Campus	Code/Item	Building Name	Building Number	Completion Date	Bond Draws	Bond Draw Percentage	Post Occupancy Included	Pre-Occupancy Excluded	Total Interest
NCSU	40389-341	Main Campus-15V Switch&Cable Repl (at the plants; can't identify costs by plant-Infrastructure where allocation to specific buildings cannot be made		12/19/06	0	0.000%	0	0	0
NCSU	40389-342	Yarborough Steam Plant	0029	5/1/07	0	0.000%	0	0	0
NCSU	40389-343	Gas Main Replacement-Infrastructure where allocation to specific buildings cannot be made.		8/21/07	0	0.000%	0	0	0
NCSU	40389-344	Central Campus - Steam Distribution & Capacity Improvements Phase 6-Infrastructure where allocation to specific buildings cannot be made		9/4/07	0	0.000%	0	0	0
NCSU	40389-345	Dan Allen Drive Paving 2004-Infrastructure where allocation to specific buildings cannot be made		7/20/06	0	0.000%	0	0	0
NCSU	40389-346	Cates Avenue Paving 2004-Infrastructure where allocation to specific buildings cannot be made		7/20/06	0	0.000%	0	0	0
NCSU	40389-347	Sullivan Site Service Dr. Paving-Infrastructure where allocation to specific buildings cannot be made		12/5/05	0	0.000%	0	0	0
NCSU	40389-348	Varsity Drive Paving 2004-Infrastructure where allocation to specific buildings cannot be made		8/11/08	0	0.000%	0	0	0
NCSU	40389-349	Campus Sidewalk Repairs 2004 (Lee/Sullivan Courtyard area) Infrastructure where allocation to specific buildings cannot be made		8/9/05	0	0.000%	0	0	0
NCSU	40389-350	Main Campus Public Lighting Upgrade-Infrastructure where allocation to specific buildings cannot be made		1/24/06	0	0.000%	0	0	0
NCSU	40787-301	NCSU Terry Companion Animal Hospital	0300C	1/10/11	12,711,803	100.000%	355,153	0	355,153
NCSU	40787-302	NCSU Engineering Bldg III	0782C	5/20/10	0	0.000%	0	0	0
NCSU	40887-302	4-H Camp Improvements	various	ongoing	10	0.000%	0	0	0
NCSU	44887-301	Residence Fire Sprinklers	0127R	4/1/11	0	0.000%	0	0	0
NCSU	40989-301	Roof Repairs/Replacements and Waterproofing	0047, 0047B-C, 0043, 0046, 0700	6/30/11	0	0.000%	0	0	0
NCSU	40989-302	Structural Repairs-College of Textiles Bldg	0700	8/3/10	0	0.000%	0	0	0
NCSU	40989-303	R&R to Meet Federal Standards-Infrastructure where allocation to specific buildings cannot be made		6/30/11	0	0.000%	0	0	0
NCSU	40989-304	Elec, Plumbing, Ventilation & AC-Various Buildings	0045, 0045A, 0775, 0047, 0047B-C	1/31/11	0	0.000%	0	0	0
NCSU	40989-305	ADA Improvements-Mckimmon Center	0129	6/30/12	0	0.000%	0	0	0

						29007			
						Allocated Interest	Allocated Interest		
Campus	Code/Item	Building Name	Building Number	Completion Date	Bond Draws	Bond Draw Percentage	Post Occupancy Included	Pre-Occupancy Excluded	Total Interest
NCSU	40989-306	Fire Safety Improvements-Polk Hall	0050	9/21/10	0	0.000%	0	0	0
NCSU	40989-307	Remove Contaminants-Equine Hlth Ctr/Southern Pines	0872A	6/30/12	0	0.000%	0	0	0
NCSU	40989-308	Improve Existing Space-Renovations Various Bldgs-Allocation to specific buldings cannot be made		6/30/12	0	0.000%	0	0	0
NCSU	40989-308	Improve Existing Space-CVM Anim. Care Facilities	0307, 0308, 0309, 0310, 0311	8/16/11	0	0.000%	0	0	0
NCSU	40989-308	Improve Existing Space-Daniels Hall	0038	6/30/12	0	0.000%	0	0	0
NCSU	40989-308	Improve Existing Space-Williams Hall	0062	7/12/11	0	0.000%	0	0	0
NCSU	40989-308	Improve Existing Space-Kilgore & South Gardner	0069, 0067	6/30/12	0	0.000%	0	0	0
NCSU	40989-308	Improve Existing Space-Polk Hall	0050	3/1/11	0	0.000%	0	0	0
					0	0.000%	0	0	0
NCSU	40989-309	Infrastructure-Allocation to specific buildings cannot be made		6/30/12	0	0.000%	0	0	0
NCSU	40989-310	KS King Village Sprinkler System-King Village	0127, 0127A-0127Q	12/7/10	0	0.000%	0	0	0
NCSU	40887-301	Centennial Campus Library-Hunt Library	0783A	9/14/12	0	0.000%	0	0	0
NCSU		Total			12,711,812	100.000%	355,153	0	355,153
GRAND TOTAL - BOTH CAMP USES					18,096,714	2	505,601	0	505,601

							29008		
							Allocated Interest	Allocated Interest	
Campus	Code/Item	Building Name	Building Number	Completion Date	Bond Draws	Bond Draw Percentage	Post Occupancy Included	Pre-Occupancy Excluded	Total Interest
UNC-CH	40392-301	Hanes Hall	019	8/29/08	0	0.000%	0	0	0
UNC-CH	40392-302	Mary Anne Smith Building	128	5/27/14	0	0.000%	0	0	0
UNC-CH	40392-303	Brinkhous-Bullitt Building	228	09/08/09	0	0.000%	0	0	0
UNC-CH	40392-304	McGavran-Greenberg Hall	238	06/15/07	0	0.000%	0	0	0
UNC-CH	40392-305	School of Dentistry	150	04/07/07	0	0.000%	0	0	0
UNC-CH	40392-306	Wilson Library	201	9/13/12	0	0.000%	0	0	0
UNC-CH	40392-307	Person Hall	038	5/7/07	0	0.000%	0	0	0
UNC-CH	40392-308	Med Wing C & Old Clinic	222	5/2/08	0	0.000%	0	0	0
UNC-CH	40392-309	Davie Hall & Howell Hall	013	09/27/05	0	0.000%	0	0	0
UNC-CH	40392-310	Caldwell Hall & Bynum Hall	008	11/17/05	0	0.000%	0	0	0
UNC-CH	40392-311	Phillips Hall	039	09/10/05	0	0.000%	0	0	0
UNC-CH	40392-312	Alumni Hall, Bynum Hall and Howell Hall	004	10/6/06	0	0.000%	0	0	0
UNC-CH	40392-313	New East Hall & Phillips Hall	033	01/05/07	0	0.000%	0	0	0
UNC-CH	40392-314	MacNider Hall	202	09/15/07	0	0.000%	0	0	0
UNC-CH	40392-315	Gardner Hall	017	08/15/05	0	0.000%	0	0	0
UNC-CH	40392-316	Phillips Hall	039	8/1/05	0	0.000%	0	0	0
UNC-CH	40392-317	Fordham Hall	048	08/15/05	0	0.000%	0	0	0
UNC-CH	40392-318	Carmichael Auditorium	025	10/25/07	0	0.000%	0	0	0
UNC-CH	40392-319	FPG Child Dev., Alumni, Howell and Bingham Halls	071	08/15/07	0	0.000%	0	0	0
UNC-CH	40392-320	School of Dentistry Building	209	9/23/05	0	0.000%	0	0	0
UNC-CH	40392-322	Improve Hyde Hall Fire Lane	n/a	09/23/08	0	0.000%	0	0	0
UNC-CH	40392-323	Woolen Gym Fire Project	047	4/15/10	0	0.000%	0	0	0
UNC-CH	40392.324	Hooker Fields Storm Drain & Cistern Repairs	n/a	11/03/06	0	0.000%	0	0	0
UNC-CH	40392-325	Van Heche-Wettach Hall	064	12/01/09	0	0.000%	0	0	0
UNC-CH	40998-301	Biomedical Imaging Research Center (Marsico Hall)	360	3/24/14	5,522,705	26.696%	154,310	0	154,310
UNC-CH	44892-301	Fire Safety Student Residence Halls	106	08/03/12	823,183	3.979%	23,001	0	23,001
UNC-CH	40892-301	Dental Sciences Building	210A	08/27/12	2,895,517	13.997%	80,904	0	80,904
UNC-CH	40792-301	Genomics Science Building	676	06/28/12	11,445,861	55.328%	319,810	0	319,810
UNC-CH	40992-301	Battle, Vance and Pettigrew Halls	056	02/25/12	0	0.000%	0	0	0
UNC-CH	40992-303	Ext Bld Restore Battle Vance Pettigrew	056	02/25/12	0	0.000%	0	0	0
UNC-CH	40992-304	HVAC System Replacement Jackson Hall	153	12/15/12	0	0.000%	0	0	0
UNC-CH	40992-305	Accessibility Improvements	n/a	on going	0	0.000%	0	0	0
UNC-CH	40992-306	134 East Franklin Street Fire Safety	165	02/15/12	0	0.000%	0	0	0
UNC-CH	40992-307	Fire Support Sprinkler Install Craig Ehringhaus	105	08/03/11	0	0.000%	0	0	0
UNC-CH	40992-308	Fire Safety Improvement Woolen Gym	047	11/03/11	0	0.000%	0	0	0
UNC-CH	40992-309	Storm Water Sys Infrastr Imp Central Campus	n/a	08/15/13	0	0.000%	0	0	0
UNC-CH	40992-310	Lighting Upgrade Brooks Hall	476	11/03/11	0	0.000%	0	0	0
UNC-CH	40992-311	HA Lab Vent Improve McGavran Greenberg	238	08/15/12	0	0.000%	0	0	0

							29008		
							Allocated Interest	Allocated Interest	
Campus	Code/Item	Building Name	Building Number	Completion Date	Bond Draws	Bond Draw Percentage	Post Occupancy Included	Pre-Occupancy Excluded	Total Interest
UNC-CH	40992-312	HA Hot Water System Replace Mary Ellen Jones	231	07/07/11	0	0.000%	0	0	0
UNC-CH	40992-313	HA Elevator Improve Frank Porter Graham CDC	071	09/28/10	0	0.000%	0	0	0
UNC-CH	40992-315	208 W Franklin St	600	on going	0	0.000%	0	0	0
UNC-CH	40992-316	McGavran-Greenberg Hall	238	on going	0	0.000%	0	0	0
UNC-CH		Totals			20,687,266	100.000%	578,025	0	578,025
NCSU	40389-301	Avent Ferry Conv Ctr	0272	12/6/05	0	0.000%	0	0	0
NCSU	40389-302	College of Vet Med Main Bldg	0301	1/20/06	0	0.000%	0	0	0
NCSU	40389-303	Weaver Labs	0117	11/1/05	0	0.000%	0	0	0
NCSU	40389-304	Jordan Hall	0058	10/31/06	0	0.000%	0	0	0
NCSU	40389-305	Allocate to Winston, Page & Broughton	0023, 0034, 0051	3/17/06	0	0.000%	0	0	0
NCSU	40389-306	Textiles Bldg	0700	1/11/05	0	0.000%	0	0	0
NCSU	40389-307	Broughton Hall	0051	8/18/06	0	0.000%	0	0	0
NCSU	40389-307	Allocate to Dabney /Polk Halls	0054, 0050	5/16/07	0	0.000%	0	0	0
NCSU	40389-308	Research I Bldg	0730	4/10/06	0	0.000%	0	0	0
NCSU	40389-309	Textiles Bldg	0700	4/15/07	0	0.000%	0	0	0
NCSU	40389-309	Burlington Labs	0042	4/3/07	0	0.000%	0	0	0
NCSU	40389-309	Mann Hall	0040	6/24/07	0	0.000%	0	0	0
NCSU	40389-310	Campus Wide Controls Upgrades-Allocate to all NCSU on campus Buildings.		6/30/10	0	0.000%	0	0	0
NCSU	40389-311	Hodges Hall	0114	12/9/05	0	0.000%	0	0	0
NCSU	40389-312	Allocate to Grinnels Lab & Don E. Ellis Labs	0118, 0133	5/15/08	0	0.000%	0	0	0
NCSU	40389-312	Allocate to Dearstyne Hlth Ctr & DH Hill Library	0164A, 0047	8/16/07	0	0.000%	0	0	0
NCSU	40389-313	Polk Hall	0050	5/15/06	0	0.000%	0	0	0
NCSU	40389-313	Biltmore Hall	0113	9/15/06	0	0.000%	0	0	0
NCSU	40389-313	Schaub Hall	0120	5/16/06	0	0.000%	0	0	0
NCSU	40389-313	Jordan Hall	0058	10/21/08	0	0.000%	0	0	0
NCSU	40389-314	Allocate to Broughton Hall, Biltmore Hall, Method Road Units 1, 2 & 3, Bostian Hall and DH Hill Library.	0051, 0113, 0171, 0172, 0173, 0067A, 0047	10/5/05	0	0.000%	0	0	0
NCSU	40389-315	Partners II	0710	12/5/05	0	0.000%	0	0	0
NCSU	40389-316	Dabney Hall	0054	5/12/08	0	0.000%	0	0	0
NCSU	40389-317	Jordan Hall	0058	10/10/06	0	0.000%	0	0	0
NCSU	40389-318	Peele Hall	0008	10/30/06	0	0.000%	0	0	0
NCSU	40389-319	Motor Pool	0126	10/25/05	0	0.000%	0	0	0
NCSU	40389-320	EGRC	0720A	11/16/06	0	0.000%	0	0	0
NCSU	40389-321	Allocate to Poe Hall & Patterson Hall	0024, 0046	7/5/06	0	0.000%	0	0	0
NCSU	40389-322	Nelson Hall	0078	9/15/07	0	0.000%	0	0	0
NCSU	40389-323	Allocate to College of Vet Med Finger Barns	0307-0311	7/24/09	0	0.000%	0	0	0
NCSU	40389-324	Tompkins Hall	0022	11/7/04	0	0.000%	0	0	0

							29008		
							Allocated Interest	Allocated Interest	
Campus	Code/Item	Building Name	Building Number	Completion Date	Bond Draws	Bond Draw Percentage	Post Occupancy Included	Pre-Occupancy Excluded	Total Interest
NCSU	40389-324	Broughton Hall	0051	10/29/04	0	0.000%	0	0	0
NCSU	40389-324	Allocate to Dabney Hall and Tompkins Hall	0054, 0022	7/1/05	0	0.000%	0	0	0
NCSU	40389-324	Allocate to Nelson Hall & Bostian Hall	0078, 0067A	1/5/07	0	0.000%	0	0	0
NCSU	40389-324	Allocate to Talley Student Ctr and NCSU Bookstore	0102, 0098	1/9/07	0	0.000%	0	0	0
NCSU	40389-325	Cox Hall	0055	11/2/07	0	0.000%	0	0	0
NCSU	40389-326	Pesticide Res Lab-3709 Hillsborough St. Bldg	0138	2/9/07	0	0.000%	0	0	0
NCSU	40389-327	Dabney Hall	0054	6/30/06	0	0.000%	0	0	0
NCSU	40389-328	Energy Efficient Motor Repl (Bldgs)-Allocated to all NCSU On-Campus Buildings		8/5/08	0	0.000%	0	0	0
NCSU	40389-329	516 Brickhaven Bldg	0449A	11/15/04	0	0.000%	0	0	0
NCSU	40389-330	Nelson Hall	0078	9/13/05	0	0.000%	0	0	0
NCSU	40389-330	Bostian Hall	0067A	2/5/08	0	0.000%	0	0	0
NCSU	40389-330	Dabney Hall	0054	10/11/05	0	0.000%	0	0	0
NCSU	40389-330	Dabney Hall	0054	4/17/07	0	0.000%	0	0	0
NCSU	40389-330	Kamphoefner Hall	0011A	6/9/09	0	0.000%	0	0	0
NCSU	40389-330	Classrooms not yet determined-Infrastructure where allocation to specific buildings cannot be made.		ongoing	0	0.000%	0	0	0
NCSU	40389-331	Poe Hall	0024	6/5/07	0	0.000%	0	0	0
NCSU	40389-332	Dabney Hall	0054	1/17/06	0	0.000%	0	0	0
NCSU	40389-332	Burlington Labs	0042	8/23/06	0	0.000%	0	0	0
NCSU	40389-333	Burlington Labs	0042	4/13/06	0	0.000%	0	0	0
NCSU	40389-334	Caldwell Hall	0025	1/5/06	0	0.000%	0	0	0
NCSU	40389-335	Kamphoefner Hall	0011A	8/21/07	0	0.000%	0	0	0
NCSU	40389-336	Phase V West Tunnel-Infrastructure where allocation to specific buildings cannot be made		12/29/06	0	0.000%	0	0	0
NCSU	40389-336	Yarborough Steam Plant	0029	12/9/05	0	0.000%	0	0	0
NCSU	40389-336	North Tunnel & Manhole 97-Infrastructure where allocation to specific buildings cannot be made		12/29/06	0	0.000%	0	0	0
NCSU	40389-337	Connection to Central Chilled Water Loop Dunn Ave-Infrastructure where allocation to specific buildings cannot be made		8/24/05	0	0.000%	0	0	0
NCSU	40389-337	Connect Cates & Yarborough CW Plants, Mann & Burlington CW Connections-Infrastructure where allocation to specific buildings cannot be made		10/4/06	0	0.000%	0	0	0
NCSU	40389-338	Yarborough Plant	0029	12/21/07	0	0.000%	0	0	0
NCSU	40389-339	Allocate to Yarborough & Centennial Steam Plants	0029, 0705A	10/21/08	0	0.000%	0	0	0
NCSU	40389-340	Jordan Hall	0058	8/28/06	0	0.000%	0	0	0

							29008		
							Allocated Interest	Allocated Interest	
Campus	Code/Item	Building Name	Building Number	Completion Date	Bond Draws	Bond Draw Percentage	Post Occupancy Included	Pre-Occupancy Excluded	Total Interest
NCSU	40389-341	Main Campus-15V Switch&Cable Repl (at the plants; can't identify costs by plant-Infrastructure where allocation to specific buildings cannot be made		12/19/06	0	0.000%	0	0	0
NCSU	40389-342	Yarborough Steam Plant	0029	5/1/07	0	0.000%	0	0	0
NCSU	40389-343	Gas Main Replacement-Infrastructure where allocation to specific buildings cannot be made.		8/21/07	0	0.000%	0	0	0
NCSU	40389-344	Central Campus - Steam Distribution & Capacity Improvements Phase 6-Infrastructure where allocation to specific buildings cannot be made		9/4/07	0	0.000%	0	0	0
NCSU	40389-345	Dan Allen Drive Paving 2004-Infrastructure where allocation to specific buildings cannot be made		7/20/06	0	0.000%	0	0	0
NCSU	40389-346	Cates Avenue Paving 2004-Infrastructure where allocation to specific buildings cannot be made		7/20/06	0	0.000%	0	0	0
NCSU	40389-347	Sullivan Site Service Dr. Paving-Infrastructure where allocation to specific buildings cannot be made		12/5/05	0	0.000%	0	0	0
NCSU	40389-348	Varsity Drive Paving 2004-Infrastructure where allocation to specific buildings cannot be made		8/11/08	0	0.000%	0	0	0
NCSU	40389-349	Campus Sidewalk Repairs 2004 (Lee/Sullivan Courtyard area) Infrastructure where allocation to specific buildings cannot be made		8/9/05	0	0.000%	0	0	0
NCSU	40389-350	Main Campus Public Lighting Upgrade-Infrastructure where allocation to specific buildings cannot be made		1/24/06	0	0.000%	0	0	0
NCSU	40787-301	NCSU Terry Companion Animal Hospital	0300C	1/10/11	16,712,796	42.863%	466,974	0	466,974
NCSU	40787-302	NCSU Engineering Bldg III	0782C	5/20/10	21,185,004	54.333%	591,932	0	591,932
NCSU	40887-302	4-H Camp Improvements	various	ongoing	582,242	1.493%	16,268	0	16,268
NCSU	44887-301	Residence Fire Sprinklers	0127R	4/1/11	510,892	1.310%	14,275	0	14,275
NCSU	40989-301	Roof Repairs/Replacements and Waterproofing	0047, 0047B-C, 0043, 0046, 0700	6/30/11	0	0.000%	0	0	0
NCSU	40989-302	Structural Repairs-College of Textiles Bldg	0700	8/3/10	0	0.000%	0	0	0
NCSU	40989-303	R&R to Meet Federal Standards-Infrastructure where allocation to specific buildings cannot be made		6/30/11	0	0.000%	0	0	0
NCSU	40989-304	Elec, Plumbing, Ventilation & AC-Various Buildings	0045, 0045A, 0775, 0047, 0047B-C	1/31/11	0	0.000%	0	0	0
NCSU	40989-305	ADA Improvements-Mckimmon Center	0129	6/30/12	0	0.000%	0	0	0

							29008		
							Allocated Interest	Allocated Interest	
Campus	Code/Item	Building Name	Building Number	Completion Date	Bond Draws	Bond Draw Percentage	Post Occupancy Included	Pre-Occupancy Excluded	Total Interest
NCSU	40989-306	Fire Safety Improvements-Polk Hall	0050	9/21/10	0	0.000%	0	0	0
NCSU	40989-307	Remove Contaminants-Equine Hlth Ctr/Southern Pines	0872A	6/30/12	0	0.000%	0	0	0
NCSU	40989-308	Improve Existing Space-Renovations Various Bldgs-Allocation to specific buldings cannot be made		6/30/12	0	0.000%	0	0	0
NCSU	40989-308	Improve Existing Space-CVM Anim. Care Facilities	0307, 0308, 0309, 0310, 0311	8/16/11	0	0.000%	0	0	0
NCSU	40989-308	Improve Existing Space-Daniels Hall	0038	6/30/12	0	0.000%	0	0	0
NCSU	40989-308	Improve Existing Space-Williams Hall	0062	7/12/11	0	0.000%	0	0	0
NCSU	40989-308	Improve Existing Space-Kilgore & South Gardner	0069, 0067	6/30/12	0	0.000%	0	0	0
NCSU	40989-308	Improve Existing Space-Polk Hall	0050	3/1/11	0	0.000%	0	0	0
					0	0.000%	0	0	0
NCSU	40989-309	Infrastructure-Allocation to specific buildings cannot be made		6/30/12	0	0.000%	0	0	0
NCSU	40989-310	KS King Village Sprinkler System-King Village	0127, 0127A-0127Q	12/7/10	0	0.000%	0	0	0
NCSU	40887-301	Centennial Campus Library-Hunt Library	0783A	9/14/12	0	0.000%	0	0	0
NCSU		Total			38,990,934	100.000%	1,089,449	0	1,089,449
GRAND TOTAL - BOTH CAMP USES					59,678,200	2	1,667,474	0	1,667,474

						29011				
						Allocated Interest	Allocated Interest			
Campus	Code/Item	Building Name	Building Number	Completion Date	Bond Draws	Bond Draw Percentage	Post Occupancy Included	Pre-Occupancy Excluded	Total Interest	Bond Draws
UNC-CH	40392-301	Hanes Hall	019	8/29/08	0	0.000%	0	0	0	0
UNC-CH	40392-302	Mary Anne Smith Building	128	5/27/14	0	0.000%	0	0	0	0
UNC-CH	40392-303	Brinkhous-Bullitt Building	228	09/08/09	0	0.000%	0	0	0	0
UNC-CH	40392-304	McGavran-Greenberg Hall	238	06/15/07	0	0.000%	0	0	0	0
UNC-CH	40392-305	School of Dentistry	150	04/07/07	0	0.000%	0	0	0	0
UNC-CH	40392-306	Wilson Library	201	9/13/12	0	0.000%	0	0	0	0
UNC-CH	40392-307	Person Hall	038	5/7/07	0	0.000%	0	0	0	0
UNC-CH	40392-308	Med Wing C & Old Clinic	222	5/2/08	0	0.000%	0	0	0	0
UNC-CH	40392-309	Davie Hall & Howell Hall	013	09/27/05	0	0.000%	0	0	0	0
UNC-CH	40392-310	Caldwell Hall & Bynum Hall	008	11/17/05	0	0.000%	0	0	0	0
UNC-CH	40392-311	Phillips Hall	039	09/10/05	0	0.000%	0	0	0	0
UNC-CH	40392-312	Alumni Hall, Bynum Hall and Howell Hall	004	10/6/06	0	0.000%	0	0	0	0
UNC-CH	40392-313	New East Hall & Phillips Hall	033	01/05/07	0	0.000%	0	0	0	0
UNC-CH	40392-314	MacNider Hall	202	09/15/07	0	0.000%	0	0	0	0
UNC-CH	40392-315	Gardner Hall	017	08/15/05	0	0.000%	0	0	0	0
UNC-CH	40392-316	Phillips Hall	039	8/1/05	0	0.000%	0	0	0	0
UNC-CH	40392-317	Fordham Hall	048	08/15/05	0	0.000%	0	0	0	0
UNC-CH	40392-318	Carmichael Auditorium	025	10/25/07	0	0.000%	0	0	0	0
UNC-CH	40392-319	FPG Child Dev., Alumni, Howell and Bingham Halls	071	08/15/07	0	0.000%	0	0	0	0
UNC-CH	40392-320	School of Dentistry Building	209	9/23/05	0	0.000%	0	0	0	0
UNC-CH	40392-322	Improve Hyde Hall Fire Lane	n/a	09/23/08	0	0.000%	0	0	0	0
UNC-CH	40392-323	Woolen Gym Fire Project	047	4/15/10	0	0.000%	0	0	0	0
UNC-CH	40392.324	Hooker Fields Storm Drain & Cistern Repairs	n/a	11/03/06	0	0.000%	0	0	0	0
UNC-CH	40392-325	Van Heche-Wettach Hall	064	12/01/09	0	0.000%	0	0	0	0
UNC-CH	40998-301	Biomedical Imaging Research Center (Marsico Hall)	360	3/24/14	15,608,965	19.515%	609,234	0	609,234	51,153,295
UNC-CH	44892-301	Fire Safety Student Residence Halls	106	08/03/12	581,029	0.726%	22,678	0	22,678	0
UNC-CH	40892-301	Dental Sciences Building	210A	08/27/12	0	0.000%	0	0	0	48,860,877
UNC-CH	40792-301	Genomics Science Building	676	06/28/12	61,342,307	76.691%	2,394,254	0	2,394,254	30,407,569
UNC-CH	40992-301	Battle, Vance and Pettigrew Halls	056	02/25/12	661,734	0.827%	25,828	0	25,828	14,730
UNC-CH	40992-303	Ext Bld Restore Battle Vance Pettigrew	056	02/25/12	0	0.000%	0	0	0	36,875
UNC-CH	40992-304	HVAC System Replacement Jackson Hall	153	12/15/12	0	0.000%	0	0	0	59,663
UNC-CH	40992-305	Accessibility Improvements	n/a	on going	0	0.000%	0	0	0	28,263
UNC-CH	40992-306	134 East Franklin Street Fire Safety	165	02/15/12	107,240	0.134%	4,186	0	4,186	67,760
UNC-CH	40992-307	Fire Support Sprinkler Install Craig Ehringhaus	105	08/03/11	864,706	1.081%	33,750	0	33,750	135,294
UNC-CH	40992-308	Fire Safety Improvement Woolen Gym	047	11/03/11	700,000	0.875%	27,322	0	27,322	0
UNC-CH	40992-309	Storm Water Sys Infrastr Imp Central Campus	n/a	08/15/13	0	0.000%	0	0	0	29,988
UNC-CH	40992-310	Lighting Upgrade Brooks Hall	476	11/03/11	15,000	0.019%	585	0	585	0
UNC-CH	40992-311	HA Lab Vent Improve McGavran Greenberg	238	08/15/12	6,718	0.008%	262	0	262	0

Campus	Code/Item	Building Name	Building Number	Completion Date	Bond Draws	Bond Draw Percentage	29011		Total Interest	Bond Draws
							Allocated Interest	Allocated Interest		
							Post Occupancy Included	Pre-Occupancy Excluded		
UNC-CH	40992-312	HA Hot Water System Replace Mary Ellen Jones	231	07/07/11	0	0.000%	0	0	0	188,195
UNC-CH	40992-313	HA Elevator Improve Frank Porter Graham CDC	071	09/28/10	98,784	0.124%	3,856	0	3,856	0
UNC-CH	40992-315	208 W Franklin St	600	on going	0	0.000%	0	0	0	0
UNC-CH	40992-316	McGavran-Greenberg Hall	238	on going	0	0.000%	0	0	0	0
UNC-CH		Totals			79,986,484	100.000%	3,121,955	0	3,121,956	130,982,508
NCSU	40389-301	Avent Ferry Conv Ctr	0272	12/6/05	0	0.000%	0	0	0	0
NCSU	40389-302	College of Vet Med Main Bldg	0301	1/20/06	0	0.000%	0	0	0	0
NCSU	40389-303	Weaver Labs	0117	11/1/05	0	0.000%	0	0	0	0
NCSU	40389-304	Jordan Hall	0058	10/31/06	0	0.000%	0	0	0	0
NCSU	40389-305	Allocate to Winston, Page & Broughton	0023, 0034, 0051	3/17/06	0	0.000%	0	0	0	0
NCSU	40389-306	Textiles Bldg	0700	1/11/05	0	0.000%	0	0	0	0
NCSU	40389-307	Broughton Hall	0051	8/18/06	0	0.000%	0	0	0	0
NCSU	40389-307	Allocate to Dabney /Polk Halls	0054, 0050	5/16/07	0	0.000%	0	0	0	0
NCSU	40389-308	Research I Bldg	0730	4/10/06	0	0.000%	0	0	0	0
NCSU	40389-309	Textiles Bldg	0700	4/15/07	0	0.000%	0	0	0	0
NCSU	40389-309	Burlington Labs	0042	4/3/07	0	0.000%	0	0	0	0
NCSU	40389-309	Mann Hall	0040	6/24/07	0	0.000%	0	0	0	0
NCSU	40389-310	Campus Wide Controls Upgrades-Allocate to all NCSU on campus Buildings.		6/30/10	0	0.000%	0	0	0	0
NCSU	40389-311	Hodges Hall	0114	12/9/05	0	0.000%	0	0	0	0
NCSU	40389-312	Allocate to Grinnels Lab & Don E. Ellis Labs	0118, 0133	5/15/08	0	0.000%	0	0	0	0
NCSU	40389-312	Allocate to Dearstyne Hlth Ctr & DH Hill Library	0164A, 0047	8/16/07	0	0.000%	0	0	0	0
NCSU	40389-313	Polk Hall	0050	5/15/06	0	0.000%	0	0	0	0
NCSU	40389-313	Biltmore Hall	0113	9/15/06	0	0.000%	0	0	0	0
NCSU	40389-313	Schaub Hall	0120	5/16/06	0	0.000%	0	0	0	0
NCSU	40389-313	Jordan Hall	0058	10/21/08	0	0.000%	0	0	0	0
NCSU	40389-314	Allocate to Broughton Hall, Biltmore Hall, Method Road Units 1, 2 & 3, Bostian Hall and DH Hill Library.	0051, 0113, 0171, 0172, 0173, 0067A, 0047	10/5/05	0	0.000%	0	0	0	0
NCSU	40389-315	Partners II	0710	12/5/05	0	0.000%	0	0	0	0
NCSU	40389-316	Dabney Hall	0054	5/12/08	0	0.000%	0	0	0	0
NCSU	40389-317	Jordan Hall	0058	10/10/06	0	0.000%	0	0	0	0
NCSU	40389-318	Peele Hall	0008	10/30/06	0	0.000%	0	0	0	0
NCSU	40389-319	Motor Pool	0126	10/25/05	0	0.000%	0	0	0	0
NCSU	40389-320	EGRC	0720A	11/16/06	0	0.000%	0	0	0	0
NCSU	40389-321	Allocate to Poe Hall & Patterson Hall	0024, 0046	7/5/06	0	0.000%	0	0	0	0
NCSU	40389-322	Nelson Hall	0078	9/15/07	0	0.000%	0	0	0	0
NCSU	40389-323	Allocate to College of Vet Med Finger Barns	0307-0311	7/24/09	0	0.000%	0	0	0	0
NCSU	40389-324	Tompkins Hall	0022	11/7/04	0	0.000%	0	0	0	0

Campus	Code/Item	Building Name	Building Number	Completion Date	Bond Draws	Bond Draw Percentage	29011			Bond Draws
							Allocated Interest	Allocated Interest	Total Interest	
							Post Occupancy Included	Pre-Occupancy Excluded		
NCSU	40389-324	Broughton Hall	0051	10/29/04	0	0.000%	0	0	0	0
NCSU	40389-324	Allocate to Dabney Hall and Tompkins Hall	0054, 0022	7/1/05	0	0.000%	0	0	0	0
NCSU	40389-324	Allocate to Nelson Hall & Bostian Hall	0078, 0067A	1/5/07	0	0.000%	0	0	0	0
NCSU	40389-324	Allocate to Talley Student Ctr and NCSU Bookstore	0102, 0098	1/9/07	0	0.000%	0	0	0	0
NCSU	40389-325	Cox Hall	0055	11/2/07	0	0.000%	0	0	0	0
NCSU	40389-326	Pesticide Res Lab-3709 Hillsborough St. Bldg	0138	2/9/07	0	0.000%	0	0	0	0
NCSU	40389-327	Dabney Hall	0054	6/30/06	0	0.000%	0	0	0	0
NCSU	40389-328	Energy Efficient Motor Repl (Bldgs)-Allocated to all NCSU On-Campus Buildings		8/5/08	0	0.000%	0	0	0	0
NCSU	40389-329	516 Brickhaven Bldg	0449A	11/15/04	0	0.000%	0	0	0	0
NCSU	40389-330	Nelson Hall	0078	9/13/05	0	0.000%	0	0	0	0
NCSU	40389-330	Bostian Hall	0067A	2/5/08	0	0.000%	0	0	0	0
NCSU	40389-330	Dabney Hall	0054	10/11/05	0	0.000%	0	0	0	0
NCSU	40389-330	Dabney Hall	0054	4/17/07	0	0.000%	0	0	0	0
NCSU	40389-330	Kamphoefner Hall	0011A	6/9/09	0	0.000%	0	0	0	0
NCSU	40389-330	Classrooms not yet determined-Infrastructure where allocation to specific buildings cannot be made.		ongoing	0	0.000%	0	0	0	0
NCSU	40389-331	Poe Hall	0024	6/5/07	0	0.000%	0	0	0	0
NCSU	40389-332	Dabney Hall	0054	1/17/06	0	0.000%	0	0	0	0
NCSU	40389-332	Burlington Labs	0042	8/23/06	0	0.000%	0	0	0	0
NCSU	40389-333	Burlington Labs	0042	4/13/06	0	0.000%	0	0	0	0
NCSU	40389-334	Caldwell Hall	0025	1/5/06	0	0.000%	0	0	0	0
NCSU	40389-335	Kamphoefner Hall	0011A	8/21/07	0	0.000%	0	0	0	0
NCSU	40389-336	Phase V West Tunnel-Infrastructure where allocation to specific buildings cannot be made		12/29/06	0	0.000%	0	0	0	0
NCSU	40389-336	Yarborough Steam Plant	0029	12/9/05	0	0.000%	0	0	0	0
NCSU	40389-336	North Tunnel & Manhole 97-Infrastructure where allocation to specific buildings cannot be made		12/29/06	0	0.000%	0	0	0	0
NCSU	40389-337	Connection to Central Chilled Water Loop Dunn Ave-Infrastructure where allocation to specific buildings cannot be made		8/24/05	0	0.000%	0	0	0	0
NCSU	40389-337	Connect Cates & Yarborough CW Plants, Mann & Burlington CW Connections-Infrastructure where allocation to specific buildings cannot be made		10/4/06	0	0.000%	0	0	0	0
NCSU	40389-338	Yarborough Plant	0029	12/21/07	0	0.000%	0	0	0	0
NCSU	40389-339	Allocate to Yarborough & Centennial Steam Plants	0029, 0705A	10/21/08	0	0.000%	0	0	0	0
NCSU	40389-340	Jordan Hall	0058	8/28/06	0	0.000%	0	0	0	0

Campus	Code/Item	Building Name	Building Number	Completion Date	Bond Draws	Bond Draw Percentage	29011		Total Interest	Bond Draws
							Allocated Interest	Allocated Interest		
							Post Occupancy Included	Pre-Occupancy Excluded		
NCSU	40389-341	Main Campus-15V Switch&Cable Repl (at the plants; can't identify costs by plant-Infrastructure where allocation to specific buildings cannot be made		12/19/06	0	0.000%	0	0	0	0
NCSU	40389-342	Yarborough Steam Plant	0029	5/1/07	0	0.000%	0	0	0	0
NCSU	40389-343	Gas Main Replacement-Infrastructure where allocation to specific buildings cannot be made.		8/21/07	0	0.000%	0	0	0	0
NCSU	40389-344	Central Campus - Steam Distribution & Capacity Improvements Phase 6-Infrastructure where allocation to specific buildings cannot be made		9/4/07	0	0.000%	0	0	0	0
NCSU	40389-345	Dan Allen Drive Paving 2004-Infrastructure where allocation to specific buildings cannot be made		7/20/06	0	0.000%	0	0	0	0
NCSU	40389-346	Cates Avenue Paving 2004-Infrastructure where allocation to specific buildings cannot be made		7/20/06	0	0.000%	0	0	0	0
NCSU	40389-347	Sullivan Site Service Dr. Paving-Infrastructure where allocation to specific buildings cannot be made		12/5/05	0	0.000%	0	0	0	0
NCSU	40389-348	Varsity Drive Paving 2004-Infrastructure where allocation to specific buildings cannot be made		8/11/08	0	0.000%	0	0	0	0
NCSU	40389-349	Campus Sidewalk Repairs 2004 (Lee/Sullivan Courtyard area) Infrastructure where allocation to specific buildings cannot be made		8/9/05	0	0.000%	0	0	0	0
NCSU	40389-350	Main Campus Public Lighting Upgrade-Infrastructure where allocation to specific buildings cannot be made		1/24/06	0	0.000%	0	0	0	0
NCSU	40787-301	NCSU Terry Companion Animal Hospital	0300C	1/10/11	0	0.000%	0	0	0	0
NCSU	40787-302	NCSU Engineering Bldg III	0782C	5/20/10	8,660,724	22.932%	338,037	0	338,037	1,352,940
NCSU	40887-302	4-H Camp Improvements	various	ongoing	3,034,299	8.034%	118,432	0	118,432	334,454
NCSU	44887-301	Residence Fire Sprinklers	0127R	4/1/11	0	0.000%	0	0	0	0
NCSU	40989-301	Roof Repairs/Replacements and Waterproofing	0047, 0047B-C, 0043, 0046, 0700	6/30/11	381,636	1.010%	14,896	0	14,896	486,393
NCSU	40989-302	Structural Repairs-College of Textiles Bldg	0700	8/3/10	100,000	0.265%	3,903	0	3,903	0
NCSU	40989-303	R&R to Meet Federal Standards-Infrastructure where allocation to specific buildings cannot be made		6/30/11	147,055	0.389%	0	5,740	5,740	0
NCSU	40989-304	Elec, Plumbing, Ventilation & AC-Various Buildings	0045, 0045A, 0775, 0047, 0047B-C	1/31/11	322,638	0.854%	12,593	0	12,593	232,771
NCSU	40989-305	ADA Improvements-Mckimmon Center	0129	6/30/12	143,409	0.380%	5,597	0	5,597	8,047

							29011				
							Allocated Interest	Allocated Interest			
Campus	Code/Item	Building Name	Building Number	Completion Date	Bond Draws	Bond Draw Percentage	Post Occupancy Included	Pre-Occupancy Excluded	Total Interest	Bond Draws	
NCSU	40989-306	Fire Safety Improvements-Polk Hall	0050	9/21/10	106,500	0.282%	4,157	0	4,157	0	
NCSU	40989-307	Remove Contaminants-Equine Hlth Ctr/Southern Pines	0872A	6/30/12	9,077	0.024%	354	0	354	0	
NCSU	40989-308	Improve Existing Space-Renovations Various Bldgs-Allocation to specific buldings cannot be made		6/30/12	285,071	0.755%	0	11,127	11,127	252,931	
NCSU	40989-308	Improve Existing Space-CVM Anim. Care Facilities	0307, 0308, 0309, 0310, 0311	8/16/11	40,396	0.107%	1,577	0	1,577	4,045	
NCSU	40989-308	Improve Existing Space-Daniels Hall	0038	6/30/12	134,652	0.357%	5,256	0	5,256	13,483	
NCSU	40989-308	Improve Existing Space-Williams Hall	0062	7/12/11	242,857	0.643%	9,479	0	9,479	24,317	
NCSU	40989-308	Improve Existing Space-Kilgore & South Gardner	0069, 0067	6/30/12	194,257	0.514%	7,582	0	7,582	19,451	
NCSU	40989-308	Improve Existing Space-Polk Hall	0050	3/1/11	460,104	1.218%	17,958	0	17,958	46,071	
					0	0.000%	0	0	0	0	
NCSU	40989-309	Infrastructure-Allocation to specific buildings cannot be made		6/30/12	230,219	0.610%	0	8,986	8,986	143,257	
NCSU	40989-310	KS King Village Sprinkler System-King Village	0127, 0127A-0127Q	12/7/10	500,000	1.324%	19,516	0	19,516	0	
NCSU	40887-301	Centennial Campus Library-Hunt Library	0783A	9/14/12	22,774,389	60.302%	888,908	0	888,908	44,159,189	
NCSU		Total			37,767,283	100.000%	1,448,244	25,852	1,474,096	47,077,348	
GRAND TOTAL - BOTH CAMP USES					117,753,767	2	4,570,199	25,852	4,596,052	178,059,856	

								29012		
								Allocated Interest	Allocated Interest	
Campus	Code/Item	Building Name	Building Number	Completion Date	Bond Draw Percentage	Post Occupancy Included	Pre-Occupancy Excluded	Total Interest		
UNC-CH	40392-301	Hanes Hall	019	8/29/08	0.000%	0	0	0		
UNC-CH	40392-302	Mary Anne Smith Building	128	5/27/14	0.000%	0	0	0		
UNC-CH	40392-303	Brinkhous-Bullitt Building	228	09/08/09	0.000%	0	0	0		
UNC-CH	40392-304	McGavran-Greenberg Hall	238	06/15/07	0.000%	0	0	0		
UNC-CH	40392-305	School of Dentistry	150	04/07/07	0.000%	0	0	0		
UNC-CH	40392-306	Wilson Library	201	9/13/12	0.000%	0	0	0		
UNC-CH	40392-307	Person Hall	038	5/7/07	0.000%	0	0	0		
UNC-CH	40392-308	Med Wing C & Old Clinic	222	5/2/08	0.000%	0	0	0		
UNC-CH	40392-309	Davie Hall & Howell Hall	013	09/27/05	0.000%	0	0	0		
UNC-CH	40392-310	Caldwell Hall & Bynum Hall	008	11/17/05	0.000%	0	0	0		
UNC-CH	40392-311	Phillips Hall	039	09/10/05	0.000%	0	0	0		
UNC-CH	40392-312	Alumni Hall, Bynum Hall and Howell Hall	004	10/6/06	0.000%	0	0	0		
UNC-CH	40392-313	New East Hall & Phillips Hall	033	01/05/07	0.000%	0	0	0		
UNC-CH	40392-314	MacNider Hall	202	09/15/07	0.000%	0	0	0		
UNC-CH	40392-315	Gardner Hall	017	08/15/05	0.000%	0	0	0		
UNC-CH	40392-316	Phillips Hall	039	8/1/05	0.000%	0	0	0		
UNC-CH	40392-317	Fordham Hall	048	08/15/05	0.000%	0	0	0		
UNC-CH	40392-318	Carmichael Auditorium	025	10/25/07	0.000%	0	0	0		
UNC-CH	40392-319	FPG Child Dev., Alumni, Howell and Bingham Halls	071	08/15/07	0.000%	0	0	0		
UNC-CH	40392-320	School of Dentistry Building	209	9/23/05	0.000%	0	0	0		
UNC-CH	40392-322	Improve Hyde Hall Fire Lane	n/a	09/23/08	0.000%	0	0	0		
UNC-CH	40392-323	Woolen Gym Fire Project	047	4/15/10	0.000%	0	0	0		
UNC-CH	40392.324	Hooker Fields Storm Drain & Cistern Repairs	n/a	11/03/06	0.000%	0	0	0		
UNC-CH	40392-325	Van Heche-Wettach Hall	064	12/01/09	0.000%	0	0	0		
UNC-CH	40998-301	Biomedical Imaging Research Center (Marsico Hall)	360	3/24/14	39.054%	2,248,594	0	2,248,594		
UNC-CH	44892-301	Fire Safety Student Residence Halls	106	08/03/12	0.000%	0	0	0		
UNC-CH	40892-301	Dental Sciences Building	210A	08/27/12	37.303%	2,147,824	0	2,147,824		
UNC-CH	40792-301	Genomics Science Building	676	06/28/12	23.215%	1,336,654	0	1,336,654		
UNC-CH	40992-301	Battle, Vance and Pettigrew Halls	056	02/25/12	0.011%	648	0	648		
UNC-CH	40992-303	Ext Bld Restore Battle Vance Pettigrew	056	02/25/12	0.028%	1,621	0	1,621		
UNC-CH	40992-304	HVAC System Replacement Jackson Hall	153	12/15/12	0.046%	2,623	0	2,623		
UNC-CH	40992-305	Accessibility Improvements	n/a	on going	0.022%	0	1,242	1,242		
UNC-CH	40992-306	134 East Franklin Street Fire Safety	165	02/15/12	0.052%	2,979	0	2,979		
UNC-CH	40992-307	Fire Support Sprinkler Install Craig Ehringhaus	105	08/03/11	0.103%	5,947	0	5,947		
UNC-CH	40992-308	Fire Safety Improvement Woolen Gym	047	11/03/11	0.000%	0	0	0		
UNC-CH	40992-309	Storm Water Sys Infrastr Imp Central Campus	n/a	08/15/13	0.023%	1,318	0	1,318		
UNC-CH	40992-310	Lighting Upgrade Brooks Hall	476	11/03/11	0.000%	0	0	0		
UNC-CH	40992-311	HA Lab Vent Improve McGavran Greenberg	238	08/15/12	0.000%	0	0	0		

					29012			
					Allocated Interest	Allocated Interest		
Campus	Code/Item	Building Name	Building Number	Completion Date	Bond Draw Percentage	Post Occupancy Included	Pre-Occupancy Excluded	Total Interest
UNC-CH	40992-312	HA Hot Water System Replace Mary Ellen Jones	231	07/07/11	0.144%	8,273	0	8,273
UNC-CH	40992-313	HA Elevator Improve Frank Porter Graham CDC	071	09/28/10	0.000%	0	0	0
UNC-CH	40992-315	208 W Franklin St	600	on going	0.000%	0	0	0
UNC-CH	40992-316	McGavran-Greenberg Hall	238	on going	0.000%	0	0	0
UNC-CH		Totals			100.000%	5,756,480	1,242	5,757,722
NCSU	40389-301	Avent Ferry Conv Ctr	0272	12/6/05	0.000%	0	0	0
NCSU	40389-302	College of Vet Med Main Bldg	0301	1/20/06	0.000%	0	0	0
NCSU	40389-303	Weaver Labs	0117	11/1/05	0.000%	0	0	0
NCSU	40389-304	Jordan Hall	0058	10/31/06	0.000%	0	0	0
NCSU	40389-305	Allocate to Winston, Page & Broughton	0023, 0034, 0051	3/17/06	0.000%	0	0	0
NCSU	40389-306	Textiles Bldg	0700	1/11/05	0.000%	0	0	0
NCSU	40389-307	Broughton Hall	0051	8/18/06	0.000%	0	0	0
NCSU	40389-307	Allocate to Dabney /Polk Halls	0054, 0050	5/16/07	0.000%	0	0	0
NCSU	40389-308	Research I Bldg	0730	4/10/06	0.000%	0	0	0
NCSU	40389-309	Textiles Bldg	0700	4/15/07	0.000%	0	0	0
NCSU	40389-309	Burlington Labs	0042	4/3/07	0.000%	0	0	0
NCSU	40389-309	Mann Hall	0040	6/24/07	0.000%	0	0	0
NCSU	40389-310	Campus Wide Controls Upgrades-Allocate to all NCSU on campus Buildings.		6/30/10	0.000%	0	0	0
NCSU	40389-311	Hodges Hall	0114	12/9/05	0.000%	0	0	0
NCSU	40389-312	Allocate to Grinnels Lab & Don E. Ellis Labs	0118, 0133	5/15/08	0.000%	0	0	0
NCSU	40389-312	Allocate to Dearstyne Hlth Ctr & DH Hill Library	0164A, 0047	8/16/07	0.000%	0	0	0
NCSU	40389-313	Polk Hall	0050	5/15/06	0.000%	0	0	0
NCSU	40389-313	Biltmore Hall	0113	9/15/06	0.000%	0	0	0
NCSU	40389-313	Schaub Hall	0120	5/16/06	0.000%	0	0	0
NCSU	40389-313	Jordan Hall	0058	10/21/08	0.000%	0	0	0
NCSU	40389-314	Allocate to Broughton Hall, Biltmore Hall, Method Road Units 1, 2 & 3, Bostian Hall and DH Hill Library.	0051, 0113, 0171, 0172, 0173, 0067A, 0047	10/5/05	0.000%	0	0	0
NCSU	40389-315	Partners II	0710	12/5/05	0.000%	0	0	0
NCSU	40389-316	Dabney Hall	0054	5/12/08	0.000%	0	0	0
NCSU	40389-317	Jordan Hall	0058	10/10/06	0.000%	0	0	0
NCSU	40389-318	Peele Hall	0008	10/30/06	0.000%	0	0	0
NCSU	40389-319	Motor Pool	0126	10/25/05	0.000%	0	0	0
NCSU	40389-320	EGRC	0720A	11/16/06	0.000%	0	0	0
NCSU	40389-321	Allocate to Poe Hall & Patterson Hall	0024, 0046	7/5/06	0.000%	0	0	0
NCSU	40389-322	Nelson Hall	0078	9/15/07	0.000%	0	0	0
NCSU	40389-323	Allocate to College of Vet Med Finger Barns	0307-0311	7/24/09	0.000%	0	0	0
NCSU	40389-324	Tompkins Hall	0022	11/7/04	0.000%	0	0	0

								29012		
								Allocated Interest	Allocated Interest	
Campus	Code/Item	Building Name	Building Number	Completion Date	Bond Draw Percentage	Post Occupancy Included	Pre-Occupancy Excluded	Total Interest		
NCSU	40389-324	Broughton Hall	0051	10/29/04	0.000%	0	0	0		
NCSU	40389-324	Allocate to Dabney Hall and Tompkins Hall	0054, 0022	7/1/05	0.000%	0	0	0		
NCSU	40389-324	Allocate to Nelson Hall & Bostian Hall	0078, 0067A	1/5/07	0.000%	0	0	0		
NCSU	40389-324	Allocate to Talley Student Ctr and NCSU Bookstore	0102, 0098	1/9/07	0.000%	0	0	0		
NCSU	40389-325	Cox Hall	0055	11/2/07	0.000%	0	0	0		
NCSU	40389-326	Pesticide Res Lab-3709 Hillsborough St. Bldg	0138	2/9/07	0.000%	0	0	0		
NCSU	40389-327	Dabney Hall	0054	6/30/06	0.000%	0	0	0		
NCSU	40389-328	Energy Efficient Motor Repl (Bldgs)-Allocated to all NCSU On-Campus Buildings		8/5/08	0.000%	0	0	0		
NCSU	40389-329	516 Brickhaven Bldg	0449A	11/15/04	0.000%	0	0	0		
NCSU	40389-330	Nelson Hall	0078	9/13/05	0.000%	0	0	0		
NCSU	40389-330	Bostian Hall	0067A	2/5/08	0.000%	0	0	0		
NCSU	40389-330	Dabney Hall	0054	10/11/05	0.000%	0	0	0		
NCSU	40389-330	Dabney Hall	0054	4/17/07	0.000%	0	0	0		
NCSU	40389-330	Kamphoefner Hall	0011A	6/9/09	0.000%	0	0	0		
NCSU	40389-330	Classrooms not yet determined-Infrastructure where allocation to specific buildings cannot be made.		ongoing	0.000%	0	0	0		
NCSU	40389-331	Poe Hall	0024	6/5/07	0.000%	0	0	0		
NCSU	40389-332	Dabney Hall	0054	1/17/06	0.000%	0	0	0		
NCSU	40389-332	Burlington Labs	0042	8/23/06	0.000%	0	0	0		
NCSU	40389-333	Burlington Labs	0042	4/13/06	0.000%	0	0	0		
NCSU	40389-334	Caldwell Hall	0025	1/5/06	0.000%	0	0	0		
NCSU	40389-335	Kamphoefner Hall	0011A	8/21/07	0.000%	0	0	0		
NCSU	40389-336	Phase V West Tunnel-Infrastructure where allocation to specific buildings cannot be made		12/29/06	0.000%	0	0	0		
NCSU	40389-336	Yarborough Steam Plant	0029	12/9/05	0.000%	0	0	0		
NCSU	40389-336	North Tunnel & Manhole 97-Infrastructure where allocation to specific buildings cannot be made		12/29/06	0.000%	0	0	0		
NCSU	40389-337	Connection to Central Chilled Water Loop Dunn Ave-Infrastructure where allocation to specific buildings cannot be made		8/24/05	0.000%	0	0	0		
NCSU	40389-337	Connect Cates & Yarborough CW Plants, Mann & Burlington CW Connections-Infrastructure where allocation to specific buildings cannot be made		10/4/06	0.000%	0	0	0		
NCSU	40389-338	Yarborough Plant	0029	12/21/07	0.000%	0	0	0		
NCSU	40389-339	Allocate to Yarborough & Centennial Steam Plants	0029, 0705A	10/21/08	0.000%	0	0	0		
NCSU	40389-340	Jordan Hall	0058	8/28/06	0.000%	0	0	0		

					29012			
					Allocated Interest	Allocated Interest		
Campus	Code/Item	Building Name	Building Number	Completion Date	Bond Draw Percentage	Post Occupancy Included	Pre-Occupancy Excluded	Total Interest
NCSU	40389-341	Main Campus-15V Switch&Cable Repl (at the plants; can't identify costs by plant-Infrastructure where allocation to specific buildings cannot be made		12/19/06	0.000%	0	0	0
NCSU	40389-342	Yarborough Steam Plant	0029	5/1/07	0.000%	0	0	0
NCSU	40389-343	Gas Main Replacement-Infrastructure where allocation to specific buildings cannot be made.		8/21/07	0.000%	0	0	0
NCSU	40389-344	Central Campus - Steam Distribution & Capacity Improvements Phase 6-Infrastructure where allocation to specific buildings cannot be made		9/4/07	0.000%	0	0	0
NCSU	40389-345	Dan Allen Drive Paving 2004-Infrastructure where allocation to specific buildings cannot be made		7/20/06	0.000%	0	0	0
NCSU	40389-346	Cates Avenue Paving 2004-Infrastructure where allocation to specific buildings cannot be made		7/20/06	0.000%	0	0	0
NCSU	40389-347	Sullivan Site Service Dr. Paving-Infrastructure where allocation to specific buildings cannot be made		12/5/05	0.000%	0	0	0
NCSU	40389-348	Varsity Drive Paving 2004-Infrastructure where allocation to specific buildings cannot be made		8/11/08	0.000%	0	0	0
NCSU	40389-349	Campus Sidewalk Repairs 2004 (Lee/Sullivan Courtyard area) Infrastructure where allocation to specific buildings cannot be made		8/9/05	0.000%	0	0	0
NCSU	40389-350	Main Campus Public Lighting Upgrade-Infrastructure where allocation to specific buildings cannot be made		1/24/06	0.000%	0	0	0
NCSU	40787-301	NCSU Terry Companion Animal Hospital	0300C	1/10/11	0.000%	0	0	0
NCSU	40787-302	NCSU Engineering Bldg III	0782C	5/20/10	2.874%	59,472	0	59,472
NCSU	40887-302	4-H Camp Improvements	various	ongoing	0.710%	14,702	0	14,702
NCSU	44887-301	Residence Fire Sprinklers	0127R	4/1/11	0.000%	0	0	0
NCSU	40989-301	Roof Repairs/Replacements and Waterproofing	0047, 0047B-C, 0043, 0046, 0700	6/30/11	1.033%	21,381	0	21,381
NCSU	40989-302	Structural Repairs-College of Textiles Bldg	0700	8/3/10	0.000%	0	0	0
NCSU	40989-303	R&R to Meet Federal Standards-Infrastructure where allocation to specific buildings cannot be made		6/30/11	0.000%	0	0	0
NCSU	40989-304	Elec, Plumbing, Ventilation & AC-Various Buildings	0045, 0045A, 0775, 0047, 0047B-C	1/31/11	0.494%	10,232	0	10,232
NCSU	40989-305	ADA Improvements-Mckimmon Center	0129	6/30/12	0.017%	354	0	354

					29012			
					Allocated Interest	Allocated Interest		
Campus	Code/Item	Building Name	Building Number	Completion Date	Bond Draw Percentage	Post Occupancy Included	Pre-Occupancy Excluded	Total Interest
NCSU	40989-306	Fire Safety Improvements-Polk Hall	0050	9/21/10	0.000%	0	0	0
NCSU	40989-307	Remove Contaminants-Equine Hlth Ctr/Southern Pines	0872A	6/30/12	0.000%	0	0	0
NCSU	40989-308	Improve Existing Space-Renovations Various Bldgs-Allocation to specific buldings cannot be made		6/30/12	0.537%	0	11,118	11,118
NCSU	40989-308	Improve Existing Space-CVM Anim. Care Facilities	0307, 0308, 0309, 0310, 0311	8/16/11	0.009%	178	0	178
NCSU	40989-308	Improve Existing Space-Daniels Hall	0038	6/30/12	0.029%	593	0	593
NCSU	40989-308	Improve Existing Space-Williams Hall	0062	7/12/11	0.052%	1,069	0	1,069
NCSU	40989-308	Improve Existing Space-Kilgore & South Gardner	0069, 0067	6/30/12	0.041%	855	0	855
NCSU	40989-308	Improve Existing Space-Polk Hall	0050	3/1/11	0.098%	2,025	0	2,025
					0.000%	0	0	0
NCSU	40989-309	Infrastructure-Allocation to specific buildings cannot be made		6/30/12	0.304%	0	6,297	6,297
NCSU	40989-310	KS King Village Sprinkler System-King Village	0127, 0127A-0127Q	12/7/10	0.000%	0	0	0
NCSU	40887-301	Centennial Campus Library-Hunt Library	0783A	9/14/12	93.801%	1,941,147	0	1,941,147
NCSU		Total			100.000%	2,052,007	17,416	2,069,423
GRAND TOTAL - BOTH CAMP USES					2	7,808,487	18,658	7,827,145

							29013		
							Allocated Interest	Allocated Interest	
Campus	Code/Item	Building Name	Building Number	Completion Date	Bond Draws	Bond Draw Percentage	Post Occupancy Included	Pre-Occupancy Excluded	Total Interest
UNC-CH	40392-301	Hanes Hall	019	8/29/08	0	0.000%	0	0	0
UNC-CH	40392-302	Mary Anne Smith Building	128	5/27/14	0	0.000%	0	0	0
UNC-CH	40392-303	Brinkhous-Bullitt Building	228	09/08/09	20,053	0.034%	861	0	861
UNC-CH	40392-304	McGavran-Greenberg Hall	238	06/15/07	0	0.000%	0	0	0
UNC-CH	40392-305	School of Dentistry	150	04/07/07	0	0.000%	0	0	0
UNC-CH	40392-306	Wilson Library	201	9/13/12	0	0.000%	0	0	0
UNC-CH	40392-307	Person Hall	038	5/7/07	0	0.000%	0	0	0
UNC-CH	40392-308	Med Wing C & Old Clinic	222	5/2/08	4,219	0.007%	181	0	181
UNC-CH	40392-309	Davie Hall & Howell Hall	013	09/27/05		0.000%	0	0	0
UNC-CH	40392-310	Caldwell Hall & Bynum Hall	008	11/17/05		0.000%	0	0	0
UNC-CH	40392-311	Phillips Hall	039	09/10/05		0.000%	0	0	0
UNC-CH	40392-312	Alumni Hall, Bynum Hall and Howell Hall	004	10/6/06		0.000%	0	0	0
UNC-CH	40392-313	New East Hall & Phillips Hall	033	01/05/07		0.000%	0	0	0
UNC-CH	40392-314	MacNider Hall	202	09/15/07	34,733	0.058%	1,491	0	1,491
UNC-CH	40392-315	Gardner Hall	017	08/15/05	1,955	0.003%	84	0	84
UNC-CH	40392-316	Phillips Hall	039	8/1/05		0.000%	0	0	0
UNC-CH	40392-317	Fordham Hall	048	08/15/05		0.000%	0	0	0
UNC-CH	40392-318	Carmichael Auditorium	025	10/25/07	0	0.000%	0	0	0
UNC-CH	40392-319	FPG Child Dev., Alumni, Howell and Bingham Halls	071	08/15/07	0	0.000%	0	0	0
UNC-CH	40392-320	School of Dentistry Building	209	9/23/05	0	0.000%	0	0	0
UNC-CH	40392-322	Improve Hyde Hall Fire Lane	n/a	09/23/08	0	0.000%	0	0	0
UNC-CH	40392-323	Woolen Gym Fire Project	047	4/15/10	220,893	0.369%	9,486		9,486
UNC-CH	40392.324	Hooker Fields Storm Drain & Cistern Repairs	n/a	11/03/06	242,340	0.405%	10,407	0	10,407
UNC-CH	40392-325	Van Heche-Wettach Hall	064	12/01/09	0	0.000%	0	0	0
UNC-CH	40998-301	Biomedical Imaging Research Center (Marsico Hall)	360	3/24/14	58,011,071	96.968%	2,491,101	0	2,491,101
UNC-CH	44892-301	Fire Safety Student Residence Halls	106	08/03/12	0	0.000%	0	0	0
UNC-CH	40892-301	Dental Sciences Building	210A	08/27/12	0	0.000%	0	0	0
UNC-CH	40792-301	Genomics Science Building	676	06/28/12	0	0.000%	0	0	0
UNC-CH	40992-301	Battle, Vance and Pettigrew Halls	056	02/25/12	0	0.000%	0	0	0
UNC-CH	40992-303	Ext Bld Restore Battle Vance Pettigrew	056	02/25/12	1,028,379	1.719%	44,160	0	44,160
UNC-CH	40992-304	HVAC System Replacement Jackson Hall	153	12/15/12	88,128	0.147%	3,784	0	3,784
UNC-CH	40992-305	Accessibility Improvements	n/a	on going	0	0.000%	0	0	0
UNC-CH	40992-306	134 East Franklin Street Fire Safety	165	02/15/12	0	0.000%	0	0	0
UNC-CH	40992-307	Fire Support Sprinkler Install Craig Ehringhaus	105	08/03/11	0	0.000%	0	0	0
UNC-CH	40992-308	Fire Safety Improvement Woolen Gym	047	11/03/11	0	0.000%	0	0	0
UNC-CH	40992-309	Storm Water Sys Infrastr Imp Central Campus	n/a	08/15/13	125,012	0.209%	5,368	0	5,368
UNC-CH	40992-310	Lighting Upgrade Brooks Hall	476	11/03/11	0	0.000%	0	0	0
UNC-CH	40992-311	HA Lab Vent Improve McGavran Greenberg	238	08/15/12	11,311	0.019%	486	0	486

							29013		
							Allocated Interest	Allocated Interest	
Campus	Code/Item	Building Name	Building Number	Completion Date	Bond Draws	Bond Draw Percentage	Post Occupancy Included	Pre-Occupancy Excluded	Total Interest
UNC-CH	40992-312	HA Hot Water System Replace Mary Ellen Jones	231	07/07/11	36,716	0.061%	1,577	0	1,577
UNC-CH	40992-313	HA Elevator Improve Frank Porter Graham CDC	071	09/28/10	0	0.000%	0	0	0
UNC-CH	40992-315	208 W Franklin St	600	on going	0	0.000%	0	0	0
UNC-CH	40992-316	McGavran-Greenberg Hall	238	on going	0	0.000%	0	0	0
UNC-CH		Totals			59,824,810	100.000%	2,568,986	0	2,568,986
NCSU	40389-301	Avent Ferry Conv Ctr	0272	12/6/05	0	0.000%	0	0	0
NCSU	40389-302	College of Vet Med Main Bldg	0301	1/20/06	0	0.000%	0	0	0
NCSU	40389-303	Weaver Labs	0117	11/1/05	0	0.000%	0	0	0
NCSU	40389-304	Jordan Hall	0058	10/31/06	0	0.000%	0	0	0
NCSU	40389-305	Allocate to Winston, Page & Broughton	0023, 0034, 0051	3/17/06	0	0.000%	0	0	0
NCSU	40389-306	Textiles Bldg	0700	1/11/05	0	0.000%	0	0	0
NCSU	40389-307	Broughton Hall	0051	8/18/06	0	0.000%	0	0	0
NCSU	40389-307	Allocate to Dabney /Polk Halls	0054, 0050	5/16/07	0	0.000%	0	0	0
NCSU	40389-308	Research I Bldg	0730	4/10/06	0	0.000%	0	0	0
NCSU	40389-309	Textiles Bldg	0700	4/15/07	0	0.000%	0	0	0
NCSU	40389-309	Burlington Labs	0042	4/3/07	0	0.000%	0	0	0
NCSU	40389-309	Mann Hall	0040	6/24/07	0	0.000%	0	0	0
NCSU	40389-310	Campus Wide Controls Upgrades-Allocate to all NCSU on campus Buildings.		6/30/10	0	0.000%	0	0	0
NCSU	40389-311	Hodges Hall	0114	12/9/05	0	0.000%	0	0	0
NCSU	40389-312	Allocate to Grinnels Lab & Don E. Ellis Labs	0118, 0133	5/15/08	0	0.000%	0	0	0
NCSU	40389-312	Allocate to Dearstyne Hlth Ctr & DH Hill Library	0164A, 0047	8/16/07	0	0.000%	0	0	0
NCSU	40389-313	Polk Hall	0050	5/15/06	0	0.000%	0	0	0
NCSU	40389-313	Biltmore Hall	0113	9/15/06	0	0.000%	0	0	0
NCSU	40389-313	Schaub Hall	0120	5/16/06	0	0.000%	0	0	0
NCSU	40389-313	Jordan Hall	0058	10/21/08	0	0.000%	0	0	0
NCSU	40389-314	Allocate to Broughton Hall, Biltmore Hall, Method Road Units 1, 2 & 3, Bostian Hall and DH Hill Library.	0051, 0113, 0171, 0172, 0173, 0067A, 0047	10/5/05	0	0.000%	0	0	0
NCSU	40389-315	Partners II	0710	12/5/05	0	0.000%	0	0	0
NCSU	40389-316	Dabney Hall	0054	5/12/08	0	0.000%	0	0	0
NCSU	40389-317	Jordan Hall	0058	10/10/06	0	0.000%	0	0	0
NCSU	40389-318	Peele Hall	0008	10/30/06	0	0.000%	0	0	0
NCSU	40389-319	Motor Pool	0126	10/25/05	0	0.000%	0	0	0
NCSU	40389-320	EGRC	0720A	11/16/06	0	0.000%	0	0	0
NCSU	40389-321	Allocate to Poe Hall & Patterson Hall	0024, 0046	7/5/06	0	0.000%	0	0	0
NCSU	40389-322	Nelson Hall	0078	9/15/07	0	0.000%	0	0	0
NCSU	40389-323	Allocate to College of Vet Med Finger Barns	0307-0311	7/24/09	0	0.000%	0	0	0
NCSU	40389-324	Tompkins Hall	0022	11/7/04	0	0.000%	0	0	0

							29013		
							Allocated Interest	Allocated Interest	
Campus	Code/Item	Building Name	Building Number	Completion Date	Bond Draws	Bond Draw Percentage	Post Occupancy Included	Pre-Occupancy Excluded	Total Interest
NCSU	40389-324	Broughton Hall	0051	10/29/04	0	0.000%	0	0	0
NCSU	40389-324	Allocate to Dabney Hall and Tompkins Hall	0054, 0022	7/1/05	0	0.000%	0	0	0
NCSU	40389-324	Allocate to Nelson Hall & Bostian Hall	0078, 0067A	1/5/07	0	0.000%	0	0	0
NCSU	40389-324	Allocate to Talley Student Ctr and NCSU Bookstore	0102, 0098	1/9/07	0	0.000%	0	0	0
NCSU	40389-325	Cox Hall	0055	11/2/07	0	0.000%	0	0	0
NCSU	40389-326	Pesticide Res Lab-3709 Hillsborough St. Bldg	0138	2/9/07	0	0.000%	0	0	0
NCSU	40389-327	Dabney Hall	0054	6/30/06	0	0.000%	0	0	0
NCSU	40389-328	Energy Efficient Motor Repl (Bldgs)-Allocated to all NCSU On-Campus Buildings		8/5/08	0	0.000%	0	0	0
NCSU	40389-329	516 Brickhaven Bldg	0449A	11/15/04	0	0.000%	0	0	0
NCSU	40389-330	Nelson Hall	0078	9/13/05	0	0.000%	0	0	0
NCSU	40389-330	Bostian Hall	0067A	2/5/08	0	0.000%	0	0	0
NCSU	40389-330	Dabney Hall	0054	10/11/05	0	0.000%	0	0	0
NCSU	40389-330	Dabney Hall	0054	4/17/07	0	0.000%	0	0	0
NCSU	40389-330	Kamphoefner Hall	0011A	6/9/09	0	0.000%	0	0	0
NCSU	40389-330	Classrooms not yet determined-Infrastructure where allocation to specific buildings cannot be made.		ongoing	0	0.000%	0	0	0
NCSU	40389-331	Poe Hall	0024	6/5/07	0	0.000%	0	0	0
NCSU	40389-332	Dabney Hall	0054	1/17/06	0	0.000%	0	0	0
NCSU	40389-332	Burlington Labs	0042	8/23/06	0	0.000%	0	0	0
NCSU	40389-333	Burlington Labs	0042	4/13/06	0	0.000%	0	0	0
NCSU	40389-334	Caldwell Hall	0025	1/5/06	0	0.000%	0	0	0
NCSU	40389-335	Kamphoefner Hall	0011A	8/21/07	0	0.000%	0	0	0
NCSU	40389-336	Phase V West Tunnel-Infrastructure where allocation to specific buildings cannot be made		12/29/06	0	0.000%	0	0	0
NCSU	40389-336	Yarborough Steam Plant	0029	12/9/05	0	0.000%	0	0	0
NCSU	40389-336	North Tunnel & Manhole 97-Infrastructure where allocation to specific buildings cannot be made		12/29/06	0	0.000%	0	0	0
NCSU	40389-337	Connection to Central Chilled Water Loop Dunn Ave-Infrastructure where allocation to specific buildings cannot be made		8/24/05	0	0.000%	0	0	0
NCSU	40389-337	Connect Cates & Yarborough CW Plants, Mann & Burlington CW Connections-Infrastructure where allocation to specific buildings cannot be made		10/4/06	0	0.000%	0	0	0
NCSU	40389-338	Yarborough Plant	0029	12/21/07	0	0.000%	0	0	0
NCSU	40389-339	Allocate to Yarborough & Centennial Steam Plants	0029, 0705A	10/21/08	0	0.000%	0	0	0
NCSU	40389-340	Jordan Hall	0058	8/28/06	0	0.000%	0	0	0

							29013		
							Allocated Interest	Allocated Interest	
Campus	Code/Item	Building Name	Building Number	Completion Date	Bond Draws	Bond Draw Percentage	Post Occupancy Included	Pre-Occupancy Excluded	Total Interest
NCSU	40389-341	Main Campus-15V Switch&Cable Repl (at the plants; can't identify costs by plant-Infrastructure where allocation to specific buildings cannot be made		12/19/06	0	0.000%	0	0	0
NCSU	40389-342	Yarborough Steam Plant	0029	5/1/07	0	0.000%	0	0	0
NCSU	40389-343	Gas Main Replacement-Infrastructure where allocation to specific buildings cannot be made.		8/21/07	0	0.000%	0	0	0
NCSU	40389-344	Central Campus - Steam Distribution & Capacity Improvements Phase 6-Infrastructure where allocation to specific buildings cannot be made		9/4/07	0	0.000%	0	0	0
NCSU	40389-345	Dan Allen Drive Paving 2004-Infrastructure where allocation to specific buildings cannot be made		7/20/06	0	0.000%	0	0	0
NCSU	40389-346	Cates Avenue Paving 2004-Infrastructure where allocation to specific buildings cannot be made		7/20/06	0	0.000%	0	0	0
NCSU	40389-347	Sullivan Site Service Dr. Paving-Infrastructure where allocation to specific buildings cannot be made		12/5/05	0	0.000%	0	0	0
NCSU	40389-348	Varsity Drive Paving 2004-Infrastructure where allocation to specific buildings cannot be made		8/11/08	0	0.000%	0	0	0
NCSU	40389-349	Campus Sidewalk Repairs 2004 (Lee/Sullivan Courtyard area) Infrastructure where allocation to specific buildings cannot be made		8/9/05	0	0.000%	0	0	0
NCSU	40389-350	Main Campus Public Lighting Upgrade-Infrastructure where allocation to specific buildings cannot be made		1/24/06	0	0.000%	0	0	0
NCSU	40787-301	NCSU Terry Companion Animal Hospital	0300C	1/10/11	0	0.000%	0	0	0
NCSU	40787-302	NCSU Engineering Bldg III	0782C	5/20/10	411,256	1.341%	17,660	0	17,660
NCSU	40887-302	4-H Camp Improvements	various	ongoing	43,748	0.143%	1,879	0	1,879
NCSU	44887-301	Residence Fire Sprinklers	0127R	4/1/11	0	0.000%	0	0	0
NCSU	40989-301	Roof Repairs/Replacements and Waterproofing	0047, 0047B-C, 0043, 0046, 0700	6/30/11	88,971	0.290%	3,821	0	3,821
NCSU	40989-302	Structural Repairs-College of Textiles Bldg	0700	8/3/10	0	0.000%	0	0	0
NCSU	40989-303	R&R to Meet Federal Standards-Infrastructure where allocation to specific buildings cannot be made		6/30/11	2,945	0.010%	0	126	126
NCSU	40989-304	Elec, Plumbing, Ventilation & AC-Various Buildings	0045, 0045A, 0775, 0047, 0047B-C	1/31/11	56,029	0.183%	2,406	0	2,406
NCSU	40989-305	ADA Improvements-Mckimmon Center	0129	6/30/12	46,616	0.152%	2,002	0	2,002

							29013		
							Allocated Interest	Allocated Interest	
Campus	Code/Item	Building Name	Building Number	Completion Date	Bond Draws	Bond Draw Percentage	Post Occupancy Included	Pre-Occupancy Excluded	Total Interest
NCSU	40989-306	Fire Safety Improvements-Polk Hall	0050	9/21/10	0	0.000%	0	0	0
NCSU	40989-307	Remove Contaminants-Equine Hlth Ctr/Southern Pines	0872A	6/30/12	15,923	0.052%	684	0	684
NCSU	40989-308	Improve Existing Space-Renovations Various Bldgs-Allocation to specific buldings cannot be made		6/30/12	106,259	0.346%	0	4,563	4,563
NCSU	40989-308	Improve Existing Space-CVM Anim. Care Facilities	0307, 0308, 0309, 0310, 0311	8/16/11	0	0.000%	0	0	0
NCSU	40989-308	Improve Existing Space-Daniels Hall	0038	6/30/12	0	0.000%	0	0	0
NCSU	40989-308	Improve Existing Space-Williams Hall	0062	7/12/11	0	0.000%	0	0	0
NCSU	40989-308	Improve Existing Space-Kilgore & South Gardner	0069, 0067	6/30/12	9,527	0.031%	409	0	409
NCSU	40989-308	Improve Existing Space-Polk Hall	0050	3/1/11	0	0.000%	0	0	0
					0	0.000%	0	0	0
NCSU	40989-309	Infrastructure-Allocation to specific buildings cannot be made		6/30/12	66,842	0.218%	0	2,870	2,870
NCSU	40989-310	KS King Village Sprinkler System-King Village	0127, 0127A-0127Q	12/7/10	0	0.000%	0	0	0
NCSU	40887-301	Centennial Campus Library-Hunt Library	0783A	9/14/12	29,819,255	97.234%	1,280,492	0	1,280,492
NCSU		Total			30,667,371	100.000%	1,309,352	7,560	1,316,912
GRAND TOTAL - BOTH CAMP USES					90,492,181	2	3,878,338	7,560	3,885,898

							29014		
							Allocated Interest	Allocated Interest	
Campus	Code/Item	Building Name	Building Number	Completion Date	Bond Draws	Bond Draw Percentage	Post Occupancy Included	Pre-Occupancy Excluded	Total Interest
UNC-CH	40392-301	Hanes Hall	019	8/29/08	0	0.000%	0	0	0
UNC-CH	40392-302	Mary Anne Smith Building	128	5/27/14	0	0.000%	0	0	0
UNC-CH	40392-303	Brinkhous-Bullitt Building	228	09/08/09	0	0.000%	0	0	0
UNC-CH	40392-304	McGavran-Greenberg Hall	238	06/15/07	0	0.000%	0	0	0
UNC-CH	40392-305	School of Dentistry	150	04/07/07	0	0.000%	0	0	0
UNC-CH	40392-306	Wilson Library	201	9/13/12	772,871	0.908%	29,644	0	29,644
UNC-CH	40392-307	Person Hall	038	5/7/07	33	0.000%	1	0	1
UNC-CH	40392-308	Med Wing C & Old Clinic	222	5/2/08	0	0.000%	0	0	0
UNC-CH	40392-309	Davie Hall & Howell Hall	013	09/27/05	0	0.000%	0	0	0
UNC-CH	40392-310	Caldwell Hall & Bynum Hall	008	11/17/05	0	0.000%	0	0	0
UNC-CH	40392-311	Phillips Hall	039	09/10/05	0	0.000%	0	0	0
UNC-CH	40392-312	Alumni Hall, Bynum Hall and Howell Hall	004	10/6/06	0	0.000%	0	0	0
UNC-CH	40392-313	New East Hall & Phillips Hall	033	01/05/07	0	0.000%	0	0	0
UNC-CH	40392-314	MacNider Hall	202	09/15/07	367	0.000%	14	0	14
UNC-CH	40392-315	Gardner Hall	017	08/15/05	0	0.000%	0	0	0
UNC-CH	40392-316	Phillips Hall	039	8/1/05	0	0.000%	0	0	0
UNC-CH	40392-317	Fordham Hall	048	08/15/05	0	0.000%	0	0	0
UNC-CH	40392-318	Carmichael Auditorium	025	10/25/07	0	0.000%	0	0	0
UNC-CH	40392-319	FPG Child Dev., Alumni, Howell and Bingham Halls	071	08/15/07	0	0.000%	0	0	0
UNC-CH	40392-320	School of Dentistry Building	209	9/23/05	0	0.000%	0	0	0
UNC-CH	40392-322	Improve Hyde Hall Fire Lane	n/a	09/23/08	0	0.000%	0	0	0
UNC-CH	40392-323	Woolen Gym Fire Project	047	4/15/10	182,276	0.214%	6,991	0	6,991
UNC-CH	40392.324	Hooker Fields Storm Drain & Cistern Repairs	n/a	11/03/06	0	0.000%	0	0	0
UNC-CH	40392-325	Van Heche-Wettach Hall	064	12/01/09	0	0.000%	0	0	0
UNC-CH	40998-301	Biomedical Imaging Research Center (Marsico Hall)	360	3/24/14	73,520,259	86.372%	2,819,885	0	2,819,885
UNC-CH	44892-301	Fire Safety Student Residence Halls	106	08/03/12	722,164	0.848%	27,699	0	27,699
UNC-CH	40892-301	Dental Sciences Building	210A	08/27/12	9,842,975	11.564%	377,529	0	377,529
UNC-CH	40792-301	Genomics Science Building	676	06/28/12	0	0.000%	0	0	0
UNC-CH	40992-301	Battle, Vance and Pettigrew Halls	056	02/25/12	0	0.000%	0	0	0
UNC-CH	40992-303	Ext Bld Restore Battle Vance Pettigrew	056	02/25/12	0	0.000%	0	0	0
UNC-CH	40992-304	HVAC System Replacement Jackson Hall	153	12/15/12	0	0.000%	0	0	0
UNC-CH	40992-305	Accessibility Improvements	n/a	on going	55,350	0.065%	2,123	0	2,123
UNC-CH	40992-306	134 East Franklin Street Fire Safety	165	02/15/12	0	0.000%	0	0	0
UNC-CH	40992-307	Fire Support Sprinkler Install Craig Ehringhaus	105	08/03/11	0	0.000%	0	0	0
UNC-CH	40992-308	Fire Safety Improvement Woolen Gym	047	11/03/11	0	0.000%	0	0	0
UNC-CH	40992-309	Storm Water Sys Infrastr Imp Central Campus	n/a	08/15/13	0	0.000%	0	0	0
UNC-CH	40992-310	Lighting Upgrade Brooks Hall	476	11/03/11	0	0.000%	0	0	0
UNC-CH	40992-311	HA Lab Vent Improve McGavran Greenberg	238	08/15/12	0	0.000%	0	0	0

							29014		
							Allocated Interest	Allocated Interest	
Campus	Code/Item	Building Name	Building Number	Completion Date	Bond Draws	Bond Draw Percentage	Post Occupancy Included	Pre-Occupancy Excluded	Total Interest
UNC-CH	40992-312	HA Hot Water System Replace Mary Ellen Jones	231	07/07/11	0	0.000%	0	0	0
UNC-CH	40992-313	HA Elevator Improve Frank Porter Graham CDC	071	09/28/10	0	0.000%	0	0	0
UNC-CH	40992-315	208 W Franklin St	600	on going	1,326	0.002%	0	51	51
UNC-CH	40992-316	McGavran-Greenberg Hall	238	on going	22,406	0.026%	0	859	859
UNC-CH		Totals			85,120,027	100.000%	3,263,886	910	3,264,796
NCSU	40389-301	Avent Ferry Conv Ctr	0272	12/6/05	0	0.000%	0	0	0
NCSU	40389-302	College of Vet Med Main Bldg	0301	1/20/06	0	0.000%	0	0	0
NCSU	40389-303	Weaver Labs	0117	11/1/05	0	0.000%	0	0	0
NCSU	40389-304	Jordan Hall	0058	10/31/06	0	0.000%	0	0	0
NCSU	40389-305	Allocate to Winston, Page & Broughton	0023, 0034, 0051	3/17/06	0	0.000%	0	0	0
NCSU	40389-306	Textiles Bldg	0700	1/11/05	0	0.000%	0	0	0
NCSU	40389-307	Broughton Hall	0051	8/18/06	0	0.000%	0	0	0
NCSU	40389-307	Allocate to Dabney /Polk Halls	0054, 0050	5/16/07	0	0.000%	0	0	0
NCSU	40389-308	Research I Bldg	0730	4/10/06	0	0.000%	0	0	0
NCSU	40389-309	Textiles Bldg	0700	4/15/07	0	0.000%	0	0	0
NCSU	40389-309	Burlington Labs	0042	4/3/07	0	0.000%	0	0	0
NCSU	40389-309	Mann Hall	0040	6/24/07	0	0.000%	0	0	0
NCSU	40389-310	Campus Wide Controls Upgrades-Allocate to all NCSU on campus Buildings.		6/30/10	0	0.000%	0	0	0
NCSU	40389-311	Hodges Hall	0114	12/9/05	0	0.000%	0	0	0
NCSU	40389-312	Allocate to Grinnels Lab & Don E. Ellis Labs	0118, 0133	5/15/08	0	0.000%	0	0	0
NCSU	40389-312	Allocate to Dearstyne Hlth Ctr & DH Hill Library	0164A, 0047	8/16/07	0	0.000%	0	0	0
NCSU	40389-313	Polk Hall	0050	5/15/06	0	0.000%	0	0	0
NCSU	40389-313	Biltmore Hall	0113	9/15/06	0	0.000%	0	0	0
NCSU	40389-313	Schaub Hall	0120	5/16/06	0	0.000%	0	0	0
NCSU	40389-313	Jordan Hall	0058	10/21/08	0	0.000%	0	0	0
NCSU	40389-314	Allocate to Broughton Hall, Biltmore Hall, Method Road Units 1, 2 & 3, Bostian Hall and DH Hill Library.	0051, 0113, 0171, 0172, 0173, 0067A, 0047	10/5/05	0	0.000%	0	0	0
NCSU	40389-315	Partners II	0710	12/5/05	0	0.000%	0	0	0
NCSU	40389-316	Dabney Hall	0054	5/12/08	0	0.000%	0	0	0
NCSU	40389-317	Jordan Hall	0058	10/10/06	0	0.000%	0	0	0
NCSU	40389-318	Peele Hall	0008	10/30/06	0	0.000%	0	0	0
NCSU	40389-319	Motor Pool	0126	10/25/05	0	0.000%	0	0	0
NCSU	40389-320	EGRC	0720A	11/16/06	0	0.000%	0	0	0
NCSU	40389-321	Allocate to Poe Hall & Patterson Hall	0024, 0046	7/5/06	0	0.000%	0	0	0
NCSU	40389-322	Nelson Hall	0078	9/15/07	0	0.000%	0	0	0
NCSU	40389-323	Allocate to College of Vet Med Finger Barns	0307-0311	7/24/09	0	0.000%	0	0	0
NCSU	40389-324	Tompkins Hall	0022	11/7/04	0	0.000%	0	0	0

						29014			
						Allocated Interest	Allocated Interest		
Campus	Code/Item	Building Name	Building Number	Completion Date	Bond Draws	Bond Draw Percentage	Post Occupancy Included	Pre-Occupancy Excluded	Total Interest
NCSU	40389-324	Broughton Hall	0051	10/29/04	0	0.000%	0	0	0
NCSU	40389-324	Allocate to Dabney Hall and Tompkins Hall	0054, 0022	7/1/05	0	0.000%	0	0	0
NCSU	40389-324	Allocate to Nelson Hall & Bostian Hall	0078, 0067A	1/5/07	0	0.000%	0	0	0
NCSU	40389-324	Allocate to Talley Student Ctr and NCSU Bookstore	0102, 0098	1/9/07	0	0.000%	0	0	0
NCSU	40389-325	Cox Hall	0055	11/2/07	0	0.000%	0	0	0
NCSU	40389-326	Pesticide Res Lab-3709 Hillsborough St. Bldg	0138	2/9/07	0	0.000%	0	0	0
NCSU	40389-327	Dabney Hall	0054	6/30/06	0	0.000%	0	0	0
NCSU	40389-328	Energy Efficient Motor Repl (Bldgs)-Allocated to all NCSU On-Campus Buildings		8/5/08	0	0.000%	0	0	0
NCSU	40389-329	516 Brickhaven Bldg	0449A	11/15/04	0	0.000%	0	0	0
NCSU	40389-330	Nelson Hall	0078	9/13/05	0	0.000%	0	0	0
NCSU	40389-330	Bostian Hall	0067A	2/5/08	0	0.000%	0	0	0
NCSU	40389-330	Dabney Hall	0054	10/11/05	0	0.000%	0	0	0
NCSU	40389-330	Dabney Hall	0054	4/17/07	0	0.000%	0	0	0
NCSU	40389-330	Kamphoefner Hall	0011A	6/9/09	0	0.000%	0	0	0
NCSU	40389-330	Classrooms not yet determined-Infrastructure where allocation to specific buildings cannot be made.		ongoing	0	0.000%	0	0	0
NCSU	40389-331	Poe Hall	0024	6/5/07	0	0.000%	0	0	0
NCSU	40389-332	Dabney Hall	0054	1/17/06	0	0.000%	0	0	0
NCSU	40389-332	Burlington Labs	0042	8/23/06	0	0.000%	0	0	0
NCSU	40389-333	Burlington Labs	0042	4/13/06	0	0.000%	0	0	0
NCSU	40389-334	Caldwell Hall	0025	1/5/06	0	0.000%	0	0	0
NCSU	40389-335	Kamphoefner Hall	0011A	8/21/07	0	0.000%	0	0	0
NCSU	40389-336	Phase V West Tunnel-Infrastructure where allocation to specific buildings cannot be made		12/29/06	0	0.000%	0	0	0
NCSU	40389-336	Yarborough Steam Plant	0029	12/9/05	0	0.000%	0	0	0
NCSU	40389-336	North Tunnel & Manhole 97-Infrastructure where allocation to specific buildings cannot be made		12/29/06	0	0.000%	0	0	0
NCSU	40389-337	Connection to Central Chilled Water Loop Dunn Ave-Infrastructure where allocation to specific buildings cannot be made		8/24/05	0	0.000%	0	0	0
NCSU	40389-337	Connect Cates & Yarborough CW Plants, Mann & Burlington CW Connections-Infrastructure where allocation to specific buildings cannot be made		10/4/06	0	0.000%	0	0	0
NCSU	40389-338	Yarborough Plant	0029	12/21/07	0	0.000%	0	0	0
NCSU	40389-339	Allocate to Yarborough & Centennial Steam Plants	0029, 0705A	10/21/08	0	0.000%	0	0	0
NCSU	40389-340	Jordan Hall	0058	8/28/06	0	0.000%	0	0	0

29014									
Allocated Interest									
Allocated Interest									
Campus	Code/Item	Building Name	Building Number	Completion Date	Bond Draws	Bond Draw Percentage	Post Occupancy Included	Pre-Occupancy Excluded	Total Interest
NCSU	40389-341	Main Campus-15V Switch&Cable Repl (at the plants; can't identify costs by plant-Infrastructure where allocation to specific buildings cannot be made		12/19/06	0	0.000%	0	0	0
NCSU	40389-342	Yarborough Steam Plant	0029	5/1/07	0	0.000%	0	0	0
NCSU	40389-343	Gas Main Replacement-Infrastructure where allocation to specific buildings cannot be made.		8/21/07	0	0.000%	0	0	0
NCSU	40389-344	Central Campus - Steam Distribution & Capacity Improvements Phase 6-Infrastructure where allocation to specific buildings cannot be made		9/4/07	0	0.000%	0	0	0
NCSU	40389-345	Dan Allen Drive Paving 2004-Infrastructure where allocation to specific buildings cannot be made		7/20/06	0	0.000%	0	0	0
NCSU	40389-346	Cates Avenue Paving 2004-Infrastructure where allocation to specific buildings cannot be made		7/20/06	0	0.000%	0	0	0
NCSU	40389-347	Sullivan Site Service Dr. Paving-Infrastructure where allocation to specific buildings cannot be made		12/5/05	0	0.000%	0	0	0
NCSU	40389-348	Varsity Drive Paving 2004-Infrastructure where allocation to specific buildings cannot be made		8/11/08	0	0.000%	0	0	0
NCSU	40389-349	Campus Sidewalk Repairs 2004 (Lee/Sullivan Courtyard area) Infrastructure where allocation to specific buildings cannot be made		8/9/05	0	0.000%	0	0	0
NCSU	40389-350	Main Campus Public Lighting Upgrade-Infrastructure where allocation to specific buildings cannot be made		1/24/06	0	0.000%	0	0	0
NCSU	40787-301	NCSU Terry Companion Animal Hospital	0300C	1/10/11	0	0.000%	0	0	0
NCSU	40787-302	NCSU Engineering Bldg III	0782C	5/20/10	0	0.000%	0	0	0
NCSU	40887-302	4-H Camp Improvements	various	ongoing	0	0.000%	0	0	0
NCSU	44887-301	Residence Fire Sprinklers	0127R	4/1/11	0	0.000%	0	0	0
NCSU	40989-301	Roof Repairs/Replacements and Waterproofing	0047, 0047B-C, 0043, 0046, 0700	6/30/11	0	0.000%	0	0	0
NCSU	40989-302	Structural Repairs-College of Textiles Bldg	0700	8/3/10	0	0.000%	0	0	0
NCSU	40989-303	R&R to Meet Federal Standards-Infrastructure where allocation to specific buildings cannot be made		6/30/11	0	0.000%	0	0	0
NCSU	40989-304	Elec, Plumbing, Ventilation & AC-Various Buildings	0045, 0045A, 0775, 0047, 0047B-C	1/31/11	3,744	0.366%	144	0	144
NCSU	40989-305	ADA Improvements-Mckimmon Center	0129	6/30/12	1,927	0.188%	74	0	74

							29014		
							Allocated Interest	Allocated Interest	
Campus	Code/Item	Building Name	Building Number	Completion Date	Bond Draws	Bond Draw Percentage	Post Occupancy Included	Pre-Occupancy Excluded	Total Interest
NCSU	40989-306	Fire Safety Improvements-Polk Hall	0050	9/21/10	0	0.000%	0	0	0
NCSU	40989-307	Remove Contaminants-Equine Hlth Ctr/Southern Pines	0872A	6/30/12	0	0.000%	0	0	0
NCSU	40989-308	Improve Existing Space-Renovations Various Bldgs-Allocation to specific buldings cannot be made		6/30/12	0	0.000%	0	0	0
NCSU	40989-308	Improve Existing Space-CVM Anim. Care Facilities	0307, 0308, 0309, 0310, 0311	8/16/11	0	0.000%	0	0	0
NCSU	40989-308	Improve Existing Space-Daniels Hall	0038	6/30/12	0	0.000%	0	0	0
NCSU	40989-308	Improve Existing Space-Williams Hall	0062	7/12/11	0	0.000%	0	0	0
NCSU	40989-308	Improve Existing Space-Kilgore & South Gardner	0069, 0067	6/30/12	0	0.000%	0	0	0
NCSU	40989-308	Improve Existing Space-Polk Hall	0050	3/1/11	0	0.000%	0	0	0
					0	0.000%	0	0	0
NCSU	40989-309	Infrastructure-Allocation to specific buildings cannot be made		6/30/12	0	0.000%	0	0	0
NCSU	40989-310	KS King Village Sprinkler System-King Village	0127, 0127A-0127Q	12/7/10	0	0.000%	0	0	0
NCSU	40887-301	Centennial Campus Library-Hunt Library	0783A	9/14/12	1,016,839	99.445%	39,001	0	39,001
NCSU		Total			1,022,510	100.000%	39,219	0	39,219
GRAND TOTAL - BOTH CAMP USES					86,142,537	2	3,303,105	910	3,304,015

					Total			
						Allocated Interest	Allocated Interest	
Campus	Code/Item	Building Name	Building Number	Completion Date	Bond Draws	Post Occupancy Included	Pre-Occupancy Excluded	Total Interest
UNC-CH	40392-301	Hanes Hall	019	8/29/08	5,086,345	102,889	0	102,890
UNC-CH	40392-302	Mary Anne Smith Building	128	5/27/14	1,733,004	52,633	0	52,633
UNC-CH	40392-303	Brinkhous-Bullitt Building	228	09/08/09	7,559,097	150,017	0	150,016
UNC-CH	40392-304	McGavran-Greenberg Hall	238	06/15/07	859,782	2,893	0	2,893
UNC-CH	40392-305	School of Dentistry	150	04/07/07	367,215	800	0	800
UNC-CH	40392-306	Wilson Library	201	9/13/12	1,550,174	41,955	0	41,955
UNC-CH	40392-307	Person Hall	038	5/7/07	1,012,398	5,219	0	5,219
UNC-CH	40392-308	Med Wing C & Old Clinic	222	5/2/08	1,559,007	6,871	0	6,872
UNC-CH	40392-309	Davie Hall & Howell Hall	013	09/27/05	544,512	1,157	0	1,157
UNC-CH	40392-310	Caldwell Hall & Bynum Hall	008	11/17/05	590,110	1,254	0	1,254
UNC-CH	40392-311	Phillips Hall	039	09/10/05	857,788	1,847	0	1,848
UNC-CH	40392-312	Alumni Hall, Bynum Hall and Howell Hall	004	10/6/06	814,918	2,822	0	2,823
UNC-CH	40392-313	New East Hall & Phillips Hall	033	01/05/07	682,903	1,453	0	1,452
UNC-CH	40392-314	MacNider Hall	202	09/15/07	346,463	7,306	0	7,306
UNC-CH	40392-315	Gardner Hall	017	08/15/05	275,042	818	0	818
UNC-CH	40392-316	Phillips Hall	039	8/1/05	90,149	192	0	192
UNC-CH	40392-317	Fordham Hall	048	08/15/05	131,498	1,927	0	1,927
UNC-CH	40392-318	Carmichael Auditorium	025	10/25/07	103,815	498	0	499
UNC-CH	40392-319	FPG Child Dev., Alumni, Howell and Bingham Halls	071	08/15/07	300,929	732	0	733
UNC-CH	40392-320	School of Dentistry Building	209	9/23/05	777,228	1,653	0	1,653
UNC-CH	40392-322	Improve Hyde Hall Fire Lane	n/a	09/23/08	202,237	6,142	0	6,142
UNC-CH	40392-323	Woolen Gym Fire Project	047	4/15/10	1,089,297	35,829	0	35,829
UNC-CH	40392.324	Hooker Fields Storm Drain & Cistern Repairs	n/a	11/03/06	245,069	10,483	0	10,483
UNC-CH	40392-325	Van Heche-Wettach Hall	064	12/01/09	286,124	8,689	0	8,689
UNC-CH	40998-301	Biomedical Imaging Research Center (Marsico Hall)	360	3/24/14	203,816,295	8,323,124	0	8,323,124
UNC-CH	44892-301	Fire Safety Student Residence Halls	106	08/03/12	2,134,402	73,602	0	73,602
UNC-CH	40892-301	Dental Sciences Building	210A	08/27/12	61,599,369	2,606,257	0	2,606,257
UNC-CH	40792-301	Genomics Science Building	676	06/28/12	111,200,204	4,238,982	0	4,238,982
UNC-CH	40992-301	Battle, Vance and Pettigrew Halls	056	02/25/12	676,464	26,476	0	26,476
UNC-CH	40992-303	Ext Bld Restore Battle Vance Pettigrew	056	02/25/12	1,065,254	45,781	0	45,781
UNC-CH	40992-304	HVAC System Replacement Jackson Hall	153	12/15/12	147,791	6,407	0	6,407
UNC-CH	40992-305	Accessibility Improvements	n/a	on going	83,613	2,123	1,242	3,365
UNC-CH	40992-306	134 East Franklin Street Fire Safety	165	02/15/12	175,000	7,165	0	7,164
UNC-CH	40992-307	Fire Support Sprinkler Install Craig Ehringhaus	105	08/03/11	1,000,000	39,697	0	39,698
UNC-CH	40992-308	Fire Safety Improvement Woolen Gym	047	11/03/11	700,000	27,322	0	27,322
UNC-CH	40992-309	Storm Water Sys Infrastr Imp Central Campus	n/a	08/15/13	155,000	6,686	0	6,686
UNC-CH	40992-310	Lighting Upgrade Brooks Hall	476	11/03/11	15,000	585	0	585
UNC-CH	40992-311	HA Lab Vent Improve McGavran Greenberg	238	08/15/12	18,029	748	0	748

					Total			
						Allocated Interest	Allocated Interest	
Campus	Code/Item	Building Name	Building Number	Completion Date	Bond Draws	Post Occupancy Included	Pre-Occupancy Excluded	Total Interest
UNC-CH	40992-312	HA Hot Water System Replace Mary Ellen Jones	231	07/07/11	224,911	9,850	0	9,849
UNC-CH	40992-313	HA Elevator Improve Frank Porter Graham CDC	071	09/28/10	98,784	3,856	0	3,856
UNC-CH	40992-315	208 W Franklin St	600	on going	1,326	-	51	51
UNC-CH	40992-316	McGavran-Greenberg Hall	238	on going	22,406	-	859	859
UNC-CH		Totals			410,198,953	15,864,741	2,152	15,866,893
NCSU	40389-301	Avent Ferry Conv Ctr	0272	12/6/05	404,051	858	0	858
NCSU	40389-302	College of Vet Med Main Bldg	0301	1/20/06	466,807	1,519	0	1,519
NCSU	40389-303	Weaver Labs	0117	11/1/05	183,940	391	0	391
NCSU	40389-304	Jordan Hall	0058	10/31/06	104,931	395	0	395
NCSU	40389-305	Allocate to Winston, Page & Broughton	0023, 0034, 0051	3/17/06	188,100	400	0	400
NCSU	40389-306	Textiles Bldg	0700	1/11/05	36,865	78	0	78
NCSU	40389-307	Broughton Hall	0051	8/18/06	43,691	156	0	156
NCSU	40389-307	Allocate to Dabney /Polk Halls	0054, 0050	5/16/07	68,990	247	0	247
NCSU	40389-308	Research I Bldg	0730	4/10/06	539,652	1,156	0	1,156
NCSU	40389-309	Textiles Bldg	0700	4/15/07	362,665	1,634	0	1,634
NCSU	40389-309	Burlington Labs	0042	4/3/07	118,885	536	0	536
NCSU	40389-309	Mann Hall	0040	6/24/07	64,248	289	0	289
NCSU	40389-310	Campus Wide Controls Upgrades-Allocate to all NCSU on campus Buildings.		6/30/10	1,810,821	30,618	0	30,618
NCSU	40389-311	Hodges Hall	0114	12/9/05	425,623	904	0	904
NCSU	40389-312	Allocate to Grinnels Lab & Don E. Ellis Labs	0118, 0133	5/15/08	63,958	367	0	367
NCSU	40389-312	Allocate to Dearstyne Hlth Ctr & DH Hill Library	0164A, 0047	8/16/07	1,723,517	9,887	0	9,887
NCSU	40389-313	Polk Hall	0050	5/15/06	67,571	408	0	408
NCSU	40389-313	Biltmore Hall	0113	9/15/06	33,226	200	0	200
NCSU	40389-313	Schaub Hall	0120	5/16/06	95,647	577	0	577
NCSU	40389-313	Jordan Hall	0058	10/21/08	25,023	151	0	151
NCSU	40389-314	Allocate to Broughton Hall, Biltmore Hall, Method Road Units 1, 2 & 3, Bostian Hall and DH Hill Library.	0051, 0113, 0171, 0172, 0173, 0067A, 0047	10/5/05	227,561	483	0	483
NCSU	40389-315	Partners II	0710	12/5/05	150,000	334	0	334
NCSU	40389-316	Dabney Hall	0054	5/12/08	348,900	2,384	0	2,384
NCSU	40389-317	Jordan Hall	0058	10/10/06	32,000	83	0	83
NCSU	40389-318	Peele Hall	0008	10/30/06	1,556,162	4,202	0	4,202
NCSU	40389-319	Motor Pool	0126	10/25/05	36,817	78	0	78
NCSU	40389-320	EGRC	0720A	11/16/06	300,000	964	0	964
NCSU	40389-321	Allocate to Poe Hall & Patterson Hall	0024, 0046	7/5/06	120,443	367	0	367
NCSU	40389-322	Nelson Hall	0078	9/15/07	336,574	1,599	0	1,599
NCSU	40389-323	Allocate to College of Vet Med Finger Barns	0307-0311	7/24/09	1,618,934	44,298	0	44,298
NCSU	40389-324	Tompkins Hall	0022	11/7/04	137,652	299	0	299

					Total			
						Allocated Interest	Allocated Interest	
Campus	Code/Item	Building Name	Building Number	Completion Date	Bond Draws	Post Occupancy Included	Pre-Occupancy Excluded	Total Interest
NCSU	40389-324	Broughton Hall	0051	10/29/04	124,886	271	0	271
NCSU	40389-324	Allocate to Dabney Hall and Tompkins Hall	0054, 0022	7/1/05	23,715	51	0	51
NCSU	40389-324	Allocate to Nelson Hall & Bostian Hall	0078, 0067A	1/5/07	10,710	23	0	23
NCSU	40389-324	Allocate to Talley Student Ctr and NCSU Bookstore	0102, 0098	1/9/07	3,037	7	0	7
NCSU	40389-325	Cox Hall	0055	11/2/07	342,056	2,498	0	2,498
NCSU	40389-326	Pesticide Res Lab-3709 Hillsborough St. Bldg	0138	2/9/07	64,057	155	0	155
NCSU	40389-327	Dabney Hall	0054	6/30/06	210,437	763	0	763
NCSU	40389-328	Energy Efficient Motor Repl (Bldgs)-Allocated to all NCSU On-Campus Buildings		8/5/08	200,000	3,480	0	3,480
NCSU	40389-329	516 Brickhaven Bldg	0449A	11/15/04	500,000	1,062	0	1,062
NCSU	40389-330	Nelson Hall	0078	9/13/05	143,451	1,252	0	1,252
NCSU	40389-330	Bostian Hall	0067A	2/5/08	67,006	585	0	585
NCSU	40389-330	Dabney Hall	0054	10/11/05	7,501	65	0	65
NCSU	40389-330	Dabney Hall	0054	4/17/07	255,938	2,234	0	2,234
NCSU	40389-330	Kamphoefner Hall	0011A	6/9/09	20,661	180	0	180
NCSU	40389-330	Classrooms not yet determined-Infrastructure where allocation to specific buildings cannot be made.		ongoing	26,858	0	234	234
NCSU	40389-331	Poe Hall	0024	6/5/07	58,277	273	0	273
NCSU	40389-332	Dabney Hall	0054	1/17/06	366,130	795	0	795
NCSU	40389-332	Burlington Labs	0042	8/23/06	110,708	240	0	240
NCSU	40389-333	Burlington Labs	0042	4/13/06	800,000	1,699	0	1,699
NCSU	40389-334	Caldwell Hall	0025	1/5/06	171,100	363	0	363
NCSU	40389-335	Kamphoefner Hall	0011A	8/21/07	1,064,347	4,985	0	4,985
NCSU	40389-336	Phase V West Tunnel-Infrastructure where allocation to specific buildings cannot be made		12/29/06	545,526	(1,952)	3,353	1,400
NCSU	40389-336	Yarborough Steam Plant	0029	12/9/05	722,244	1,855	0	1,855
NCSU	40389-336	North Tunnel & Manhole 97-Infrastructure where allocation to specific buildings cannot be made		12/29/06	131,330	(471)	808	337
NCSU	40389-337	Connection to Central Chilled Water Loop Dunn Ave-Infrastructure where allocation to specific buildings cannot be made		8/24/05	1,382,992	(3,788)	6,901	3,114
NCSU	40389-337	Connect Cates & Yarbrough CW Plants, Mann & Burlington CW Connections-Infrastructure where allocation to specific buildings cannot be made		10/4/06	561,040	0	1,263	1,263
NCSU	40389-338	Yarbrough Plant	0029	12/21/07	850,000	3,714	0	3,714
NCSU	40389-339	Allocate to Yarbrough & Centennial Steam Plants	0029, 0705A	10/21/08	79,532	573	0	573
NCSU	40389-340	Jordan Hall	0058	8/28/06	734,200	1,881	0	1,881

					Total			
						Allocated Interest	Allocated Interest	
Campus	Code/Item	Building Name	Building Number	Completion Date	Bond Draws	Post Occupancy Included	Pre-Occupancy Excluded	Total Interest
NCSU	40389-341	Main Campus-15V Switch&Cable Repl (at the plants; can't identify costs by plant-Infrastructure where allocation to specific buildings cannot be made		12/19/06	161,041	(732)	1,154	423
NCSU	40389-342	Yarborough Steam Plant	0029	5/1/07	196,120	672	0	672
NCSU	40389-343	Gas Main Replacement-Infrastructure where allocation to specific buildings cannot be made.		8/21/07	61,830	0	266	266
NCSU	40389-344	Central Campus - Steam Distribution & Capacity Improvements Phase 6-Infrastructure where allocation to specific buildings cannot be made		9/4/07	360,668	(0)	1,660	1,660
NCSU	40389-345	Dan Allen Drive Paving 2004-Infrastructure where allocation to specific buildings cannot be made		7/20/06	282,300	(989)	1,669	680
NCSU	40389-346	Cates Avenue Paving 2004-Infrastructure where allocation to specific buildings cannot be made		7/20/06	601,200	0	1,277	1,277
NCSU	40389-347	Sullivan Site Service Dr. Paving-Infrastructure where allocation to specific buildings cannot be made		12/5/05	236,698	0	503	503
NCSU	40389-348	Varsity Drive Paving 2004-Infrastructure where allocation to specific buildings cannot be made		8/11/08	592,444	(1,325)	2,597	1,272
NCSU	40389-349	Campus Sidewalk Repairs 2004 (Lee/Sullivan Courtyard area) Infrastructure where allocation to specific buildings cannot be made		8/9/05	319,371	0	678	678
NCSU	40389-350	Main Campus Public Lighting Upgrade-Infrastructure where allocation to specific buildings cannot be made		1/24/06	48,328	(0)	103	103
NCSU	40787-301	NCSU Terry Companion Animal Hospital	0300C	1/10/11	38,000,000	968,585	0	968,585
NCSU	40787-302	NCSU Engineering Bldg III	0782C	5/20/10	31,609,925	1,007,102	0	1,007,102
NCSU	40887-302	4-H Camp Improvements	various	ongoing	3,994,752	151,281	0	151,281
NCSU	44887-301	Residence Fire Sprinklers	0127R	4/1/11	510,892	14,275	0	14,275
NCSU	40989-301	Roof Repairs/Replacements and Waterproofing	0047, 0047B-C, 0043, 0046, 0700	6/30/11	957,000	40,097	0	40,097
NCSU	40989-302	Structural Repairs-College of Textiles Bldg	0700	8/3/10	100,000	3,903	0	3,903
NCSU	40989-303	R&R to Meet Federal Standards-Infrastructure where allocation to specific buildings cannot be made		6/30/11	150,000	-	5,866	5,866
NCSU	40989-304	Elec, Plumbing, Ventilation & AC-Various Buildings	0045, 0045A, 0775, 0047, 0047B-C	1/31/11	615,182	25,375	0	25,375
NCSU	40989-305	ADA Improvements-Mckimmon Center	0129	6/30/12	200,000	8,027	0	8,027

					Total			
						Allocated Interest	Allocated Interest	
Campus	Code/Item	Building Name	Building Number	Completion Date	Bond Draws	Post Occupancy Included	Pre-Occupancy Excluded	Total Interest
NCSU	40989-306	Fire Safety Improvements-Polk Hall	0050	9/21/10	106,500	4,157	0	4,157
NCSU	40989-307	Remove Contaminants-Equine Hlth Ctr/Southern Pines	0872A	6/30/12	25,000	1,038	0	1,038
NCSU	40989-308	Improve Existing Space-Renovations Various Bldgs-Allocation to specific buldings cannot be made		6/30/12	644,260	-	26,808	26,808
NCSU	40989-308	Improve Existing Space-CVM Anim. Care Facilities	0307, 0308, 0309, 0310, 0311	8/16/11	44,440	1,754	0	1,754
NCSU	40989-308	Improve Existing Space-Daniels Hall	0038	6/30/12	148,135	5,848	0	5,848
NCSU	40989-308	Improve Existing Space-Williams Hall	0062	7/12/11	267,174	10,548	0	10,548
NCSU	40989-308	Improve Existing Space-Kilgore & South Gardner	0069, 0067	6/30/12	223,235	8,846	0	8,846
NCSU	40989-308	Improve Existing Space-Polk Hall	0050	3/1/11	506,175	19,984	0	19,984
					0	-	0	0
NCSU	40989-309	Infrastructure-Allocation to specific buildings cannot be made		6/30/12	440,318	-	18,153	18,153
NCSU	40989-310	KS King Village Sprinkler System-King Village	0127, 0127A-0127Q	12/7/10	500,000	19,516	0	19,516
NCSU	40887-301	Centennial Campus Library-Hunt Library	0783A	9/14/12	97,769,672	4,149,549	0	4,149,549
NCSU		Total			200,943,653	6,566,170	73,294	6,639,464
GRAND TOTAL - BOTH CAMP USES					611,142,605	22,430,911	75,446	22,506,357