



State of North Carolina
Office of the State Controller

General Fund Monthly Financial Report



Cape Lookout Lighthouse
Carteret County

July 2023



State of North Carolina Office of the State Controller

NELS C. ROSELAND
STATE CONTROLLER

September 22, 2023

Enclosed is the General Fund Monthly Financial Report for the period ended July 31, 2023 of the 2024 State fiscal year. Pursuant to the State Budget Act, this report (unaudited) presents both General Fund reverting and non-reverting activities.

Please contact us if you have questions or if you would like more information. We are committed to providing you with the most reliable and timely financial information possible.

Sincerely,

Nels Roseland

The seal of the Office of the State Controller of North Carolina is a large, circular emblem in the background. It features a central figure of a woman holding a scale and a sword, surrounded by a wreath. The text "OFFICE OF THE STATE CONTROLLER" is written in a circle around the top, and "THE STATE OF NORTH CAROLINA" is written around the bottom. The date "MAY 20, 1775" is at the top and "APRIL 12, 1776" is at the bottom. The motto "ESSE QUAM VIDERI" is written in the center, and "Integrity • Accountability" is written at the very bottom.

INTRODUCTION

The General Fund Monthly Financial Report presents revenues, receipts, appropriated expenditures, and disbursements on a cash basis generally in the month when cash is received, or cash is disbursed. Departmental budgeted and actual expenditure amounts for reverting activities are reported net of budgeted and actual receipts respectively and are referred to herein as appropriation expenditures. For non-reverting activities, departmental receipts and disbursements are reported gross of any refunds. The North Carolina Financial System (NCFS) is operated by the Office of the State Controller and is the source for the amounts presented in this report.



North Carolina Financial System
Office of State Controller
General Fund – Reverting and Non-Reverting
Schedule of Assets, Liabilities and Fund Balance

July 31, 2023

Expressed in Millions

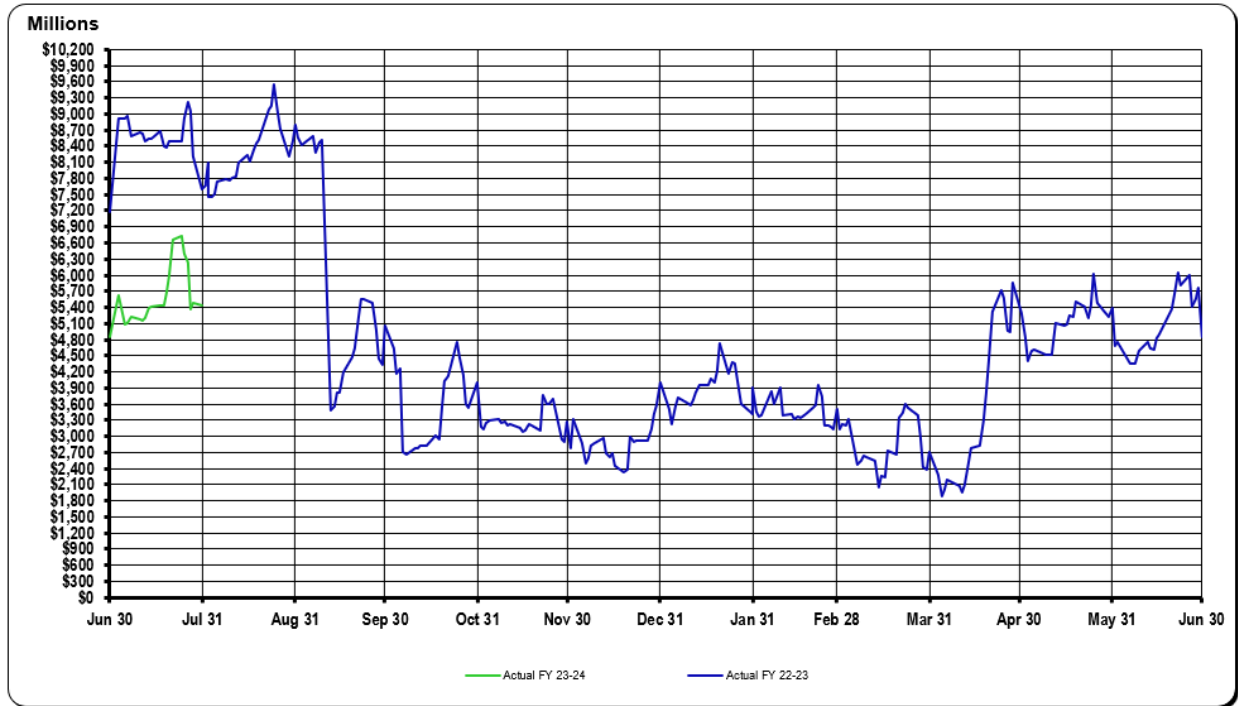
Assets		Liabilities and Fund Balance	
Deposits with State Treasurer:		Liabilities	
Cash and Investments	25,829.6	Beverage Tax	\$ -
		Sales & Use Tax	473.9
		Scrap Tire Disposal Tax	5.1
		Solid Waste Disposal Tax	5.5
		White Goods Tax	0.8
		Total Liabilities	\$ 485.3
		Fund Balance	
		Reserved:	
		American Recovery Plan Act Reserve	\$ 103.1
		Carry Forward Reserve	662.7
		Clean Water Drinking Water Reserve	-
		Coronavirus Capital Projects Reserve	-
		Coronavirus Relief Reserve	-
		Earthquake Disaster Recovery Reserve	-
		Economic Development Project Reserve	601.9
		Federal Infrastructure Match Reserve	95.3
		Housing Reserve	-
		Hurricane Florence Disaster Recovery Reserve	59.1
		Information Technology Reserve	108.9
		Local Fiscal Recovery Reserve-ARPA	-
		Local Govt Coronavirus Relief Reserve	-
		Local Project Reserve	-
		Medicaid Contingency Reserve	326.5
		Medicaid Transformation Reserve	155.6
		NC GREAT Reserve	-
		Opioid Abatement Reserve	3.5
		Public School Contingency Reserve	-
		Public School Need Based Capital Reserve	-
		Repairs and Renovations Reserve	-
		Retiree Supplement Reserve	-
		SCIF General Fund Reserve	-
		Savings Reserve	4,750.0
		Stabilization and Inflation Reserve	1,000.0
		State Emergency Response/Disaster Reserve	873.5
		Unfunded Liability Solvency Reserve	-
		Wilmington Harbor Enhancements Reserve	283.8
		World University Games Reserve	25.0
		Non-Reverting Departmental Funds	10,419.7
		Total Reserved	\$ 19,468.6
		Unreserved:	

		Fund Balance - July 01, 2023	\$ 4,849.2
		Transfer to Reserves	-
		Transfer to Non-reserved Funds	-
		Excess of Receipts over (under) Disbursements	1,026.5
		Total Unreserved	5,875.7
		Total Fund Balance	\$ 25,344.3
Total Assets	\$ 25,829.6	Total Liabilities and Fund Balance	\$ 25,829.6

**GENERAL FUND – REVERTING
UNRESERVED FUND BALANCE**

FISCAL YEAR TO DATE JULY 31, 2023 AND FISCAL YEAR ENDED JULY 31, 2022

Expressed in Millions





North Carolina Financial System
Office of State Controller
General Fund – Reverting and Non-Reverting
Reserved and Unreserved Fund Balance
Fiscal Year-to-Date July 31, 2023 and July 31, 2022

Expressed in Millions

Fund Balance	FY 2024	FY 2023	Change	% Change
Reserved:				
American Recovery Plan Act Reserve	\$ 103.1	\$ -	\$ 103.1	-
Carry Forward Reserve	662.7	935.1	(272.4)	(29.1%)
Clean Water Drinking Water Reserve	-	-	-	-
Coronavirus Capital Projects Reserve	-	-	-	-
Coronavirus Relief Reserve	-	-	-	-
Earthquake Disaster Recovery Reserve	-	-	-	-
Economic Development Project Reserve	601.9	203.0	398.9	196.5%
Federal Infrastructure Match Reserve	95.3	-	95.3	-
Housing Reserve	-	-	-	-
Hurricane Florence Disaster Recovery Reserve	59.1	72.4	(13.3)	(18.4%)
Information Technology Reserve	108.9	-	108.9	-
Local Fiscal Recovery Reserve-ARPA	-	-	-	-
Local Govt Coronavirus Relief Reserve	-	-	-	-
Local Project Reserve	-	-	-	-
Medicaid Contingency Reserve	326.5	175.4	151.1	86.1%
Medicaid Transformation Reserve	155.6	21.5	134.1	623.7%
NC GREAT Reserve	-	-	-	-
Opioid Abatement Reserve	3.5	4.4	(0.9)	-
Public School Contingency Reserve	-	151.5	(151.5)	-
Public School Need Based Capital Reserve	-	-	-	-
Repairs and Renovations Reserve	-	-	-	-
Retiree Supplement Reserve	-	-	-	-
SCIF General Fund Reserve	-	-	-	-
Savings Reserve	4,750.0	3,116.0	1,634.0	52.4%
Stabilization and Inflation Reserve	1,000.0	-	1,000.0	-
State Emergency Response/Disaster Reserve	873.5	20.6	852.9	4,140.3%
Unfunded Liability Solvency Reserve	-	40.0	(40.0)	(100.0%)
Wilmington Harbor Enhancements Reserve	283.8	283.8	-	0.0%
World University Games Reserve	25.0	-	25.0	100.0%
Non-Reverting Departmental Funds	10,419.7	9,480.6	939.1	9.9%
Total Reserved	\$ 19,468.6	\$ 14,504.3	\$ 4,964.3	34.2%
Unreserved:				
Fund Balance - July 01	\$ 4,849.2	\$ 7,165.7	\$ (2,316.5)	(32.3%)
Transfers to Reserves	-	-	-	-
Transfer to Non-reserved Funds	-	-	-	-
Excess of Revenues Over (Under) Appropriation Expenditures	1,026.5	932.6	93.9	10.1%
Total Unreserved	\$ 5,875.7	\$ 8,098.3	\$ (2,222.6)	(27.4%)
Total Fund Balance	\$ 25,344.3	\$ 22,602.6	\$ 2,741.7	12.1%

The schedule above presents year-to-date reserved and unreserved fund balances for the current and prior fiscal years as well as the increase/ decrease from the prior year.

Total Appropriation Expenditures	\$ 1,478.7	\$ 1,704.2	\$ 1,478.7	\$ 1,704.2	\$ -	\$ 27,928.4	95.80%	98.90%
Unreserved Fund Balance – Before Statutory Reservations	\$ 5,875.7	\$ 8,098.5	\$ 5,875.7	\$ 8,098.6	\$ 676.8	\$ 9,747.2	-	-
Reserved								
Clean Water Drinking Water Reserve	\$ -	\$ -	\$ -	\$ -	\$ -	\$ -	-	-
Federal Infrastructure Match Reserve	-	-	-	-	-	-	-	-
Housing Reserve	-	-	-	-	-	-	-	-
Local Project Reserve	-	-	-	-	-	-	-	-
Public School Need Based Capital Reserve	-	-	-	-	-	-	-	-
Retiree Supplement Reserve	-	-	-	-	-	-	-	-
Stabilization and Inflation Reserve	-	-	-	-	-	-	-	-
World University Games Reserve	-	-	-	-	-	-	-	-
American Recovery Plan Act Reserve	-	-	-	-	-	-	-	-
Carry Forward Reserve	-	-	-	-	-	-	-	-
Coronavirus Capital Projects Reserve	-	-	-	-	-	-	-	-
Coronavirus Relief Reserve	-	-	-	-	-	-	-	-
Earthquake Disaster Recovery Reserve	-	-	-	-	-	-	-	-
Economic Development Project Reserve	-	-	-	-	-	-	-	-
Hurricane Florence Disaster Recovery Reserve	-	-	-	-	-	-	-	-
Information Technology Reserve	-	-	-	-	-	-	-	-
Local Fiscal Recovery Reserve-ARPA	-	-	-	-	-	-	-	-
Local Govt Coronavirus Relief Reserve	-	-	-	-	-	-	-	-
Medicaid Contingency Reserve	-	-	-	-	-	-	-	-
Medicaid Transformation Reserve	-	-	-	-	-	-	-	-
NC GREAT Reserve	-	-	-	-	-	-	-	-
Opioid Abatement Reserve	-	-	-	-	-	-	-	-
Public School Contingency Reserve	-	-	-	-	-	-	-	-
Repairs and Renovations Reserve	-	-	-	-	-	-	-	-
SCIF General Fund Reserve	-	-	-	-	-	-	-	-
Savings Reserve	-	-	-	-	-	-	-	-
State Emergency Response/Disaster Reserve	-	-	-	-	-	-	-	-
Unfunded Liability Solvency Reserve	-	-	-	-	-	-	-	-
Wilmington Harbor Enhancements Reserve	-	-	-	-	-	-	-	-
Unreserved Fund Balance	\$ 5,875.7	\$ 8,098.5	\$ 5,875.7	\$ 8,098.6	\$ 676.8	\$ 9,747.2	-	-

Note that the schedule above represents net tax and non-tax collections and not gross collections. Tax revenues are presented net of refunds to taxpayers and various distributions to state and local entities based on legislation. A negative appropriation expenditure indicates that a budget code has actual receipts that exceed actual expenditures.

The schedule above presents monthly and year-to-date General Fund operations for the current and prior fiscal years as well as the annual budget and percent of budget realized or expended.



North Carolina Financial System
Office of State Controller
General Fund Reverting Net Tax and Non-Tax Revenues
Monthly & Fiscal Year-To-Date as of July 31, 2023 and July 31, 2022

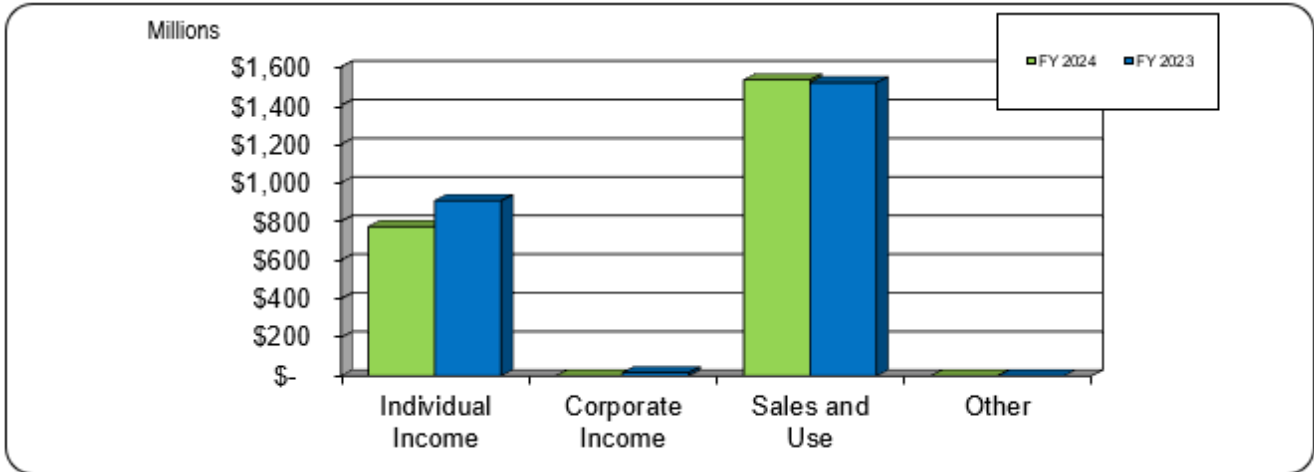
Expressed in Millions

	July				Year-To-Date Through July			
	FY 2024	FY 2023	Change	Percent of Change	FY 2024	FY 2023	Change	Percent of Change
Tax Revenues								
Beverage	\$ 53.5	\$ 45.3	\$ 8.2	18.1%	\$ 53.5	\$ 45.3	\$ 8.2	18.1%
Corporate Income	(8.8)	15.5	(24.3)	(156.8%)	(8.8)	15.5	(24.3)	(156.8%)
Estate	-	-	-	-	-	-	-	-
Franchise	19.0	45.7	(26.7)	(58.4%)	19.0	45.7	(26.7)	(58.4%)
Freight Car Lines	-	-	-	-	-	-	-	-
Gift	-	-	-	-	-	-	-	-
Individual Income	771.9	906.5	(134.6)	(14.8%)	771.9	906.5	(134.6)	(14.8%)
Insurance	13.1	19.5	(6.4)	(32.8%)	13.1	19.5	(6.4)	(32.8%)
Mill Machinery	-	-	-	-	-	-	-	-
Other	-	-	-	-	-	-	-	-
Piped Natural Gas	-	-	-	-	-	-	-	-
Privilege License	8.0	8.8	(0.8)	(9.1%)	8.0	8.8	(0.8)	(9.1%)
Real Estate Conveyance Excise	8.8	14.8	(6.0)	(40.5%)	8.8	14.8	(6.0)	(40.5%)
Sales and Use	1,532.2	1,516.7	15.5	1.0%	1,532.2	1,516.7	15.5	1.0%
Scrap Tire Disposal	2.4	2.5	(0.1)	(4.0%)	2.4	2.5	(0.1)	(4.0%)
Soft Drinks Tax - Inactive	-	-	-	-	-	-	-	-
Solid Waste	2.1	3.6	(1.5)	(41.7%)	2.1	3.6	(1.5)	(41.7%)
Tobacco	23.9	21.8	2.1	9.6%	23.9	21.8	2.1	9.6%
White Goods Disposal	0.7	0.7	-	0.0%	0.7	0.7	-	0.0%
Total Tax Revenues	\$ 2,426.8	\$ 2,601.4	\$ (174.6)	(6.7%)	\$ 2,426.8	\$ 2,601.4	\$ (174.6)	(6.7%)
Non-Tax Revenue								
Disproportionate Share	\$ -	\$ -	\$ -	-	\$ -	\$ -	\$ -	-
Highway Fund Transfer In	-	-	-	-	-	-	-	-
Insurance-Nontax	2.1	2.3	(0.2)	(8.7%)	2.1	2.3	(0.2)	(8.7%)
Judicial Fees	17.0	16.1	0.9	5.6%	17.0	16.2	0.8	4.9%
Master Settlement Agreement	-	-	-	-	-	-	-	-
Other	9.2	7.7	1.5	19.5%	9.2	7.7	1.5	19.5%
Treasurer Investments	50.1	9.5	40.6	427.4%	50.1	9.5	40.6	427.4%
Total Non-Tax Revenue	\$ 78.4	\$ 35.6	\$ 42.8	120.2%	\$ 78.4	\$ 35.7	\$ 42.7	119.6%
Total Tax and Non-Tax Revenue	\$ 2,505.2	\$ 2,637.0	\$ (131.8)	(5.0%)	\$ 2,505.2	\$ 2,637.1	\$ (131.9)	(5.0%)

**GENERAL FUND – REVERTING
ACTUAL TAX REVENUES**

FISCAL YEAR-TO-DATE JULY 31, 2023 AND JULY 31, 2022

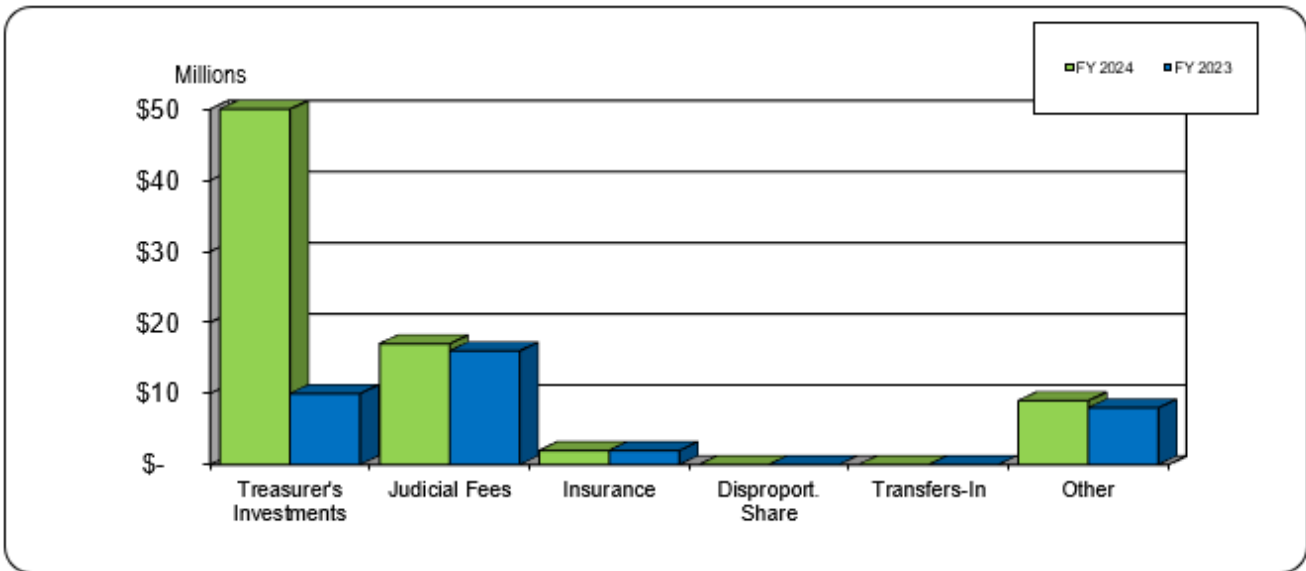
The graph above compares the year-to-date tax revenues for the current and prior fiscal years.



**GENERAL FUND – REVERTING
ACTUAL NON-TAX REVENUES**

FISCAL YEAR-TO-DATE JULY 31, 2023 AND JULY 31, 2022

The graph above compares the year-to-date non-tax revenues for the current and prior fiscal years.





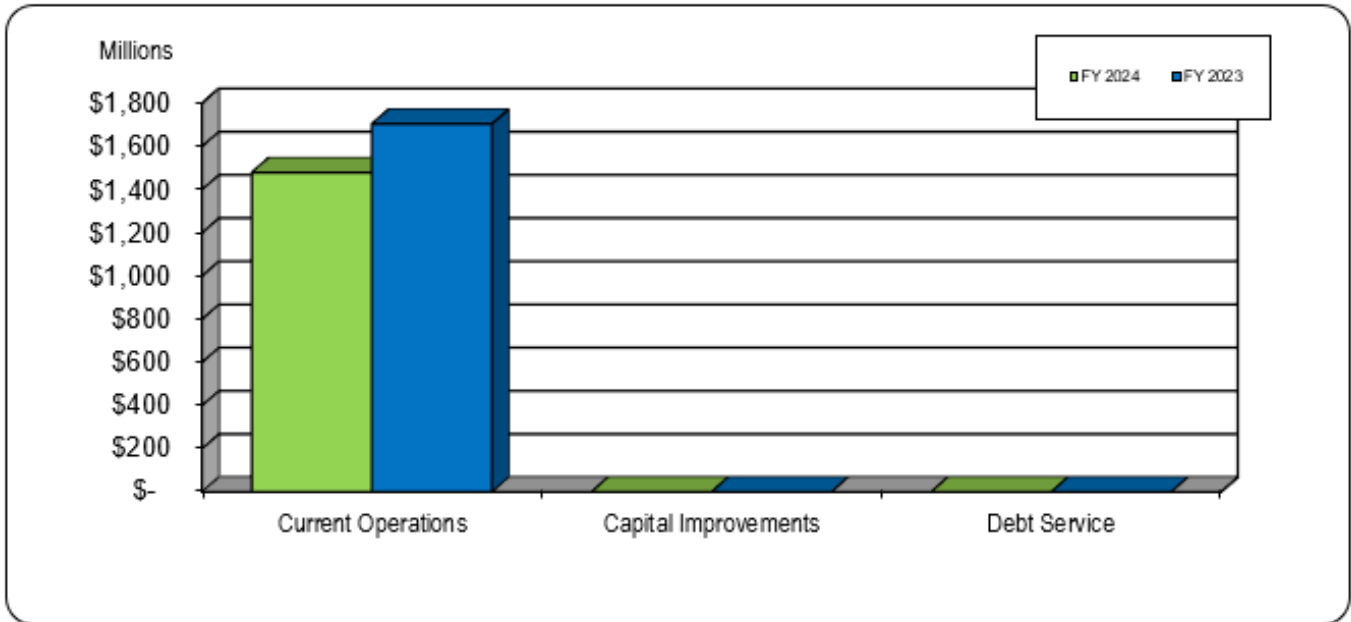
North Carolina Financial System
Office of State Controller
General Fund - Reverting
Appropriation Expenditures
Fiscal Year-to-Date
Expressed in Millions

	Appropriation Expenditures				Percent of Total Appropriation Expenditures	
	FY 2024	FY 2023	Change	Percent Change	FY 2024	FY 2023
Capital Improvements						
Funded by General Fund	\$ -	\$ -	\$ -	-	0.0%	0.0%
Total Capital Improvements	\$ -	\$ -	\$ -	-	0.0%	0.0%
Current Operations						
Agriculture	\$ 10.4	\$ 10.6	\$ (0.2)	(1.9%)	0.7%	0.6%
Economic Development	11.4	16.5	(5.1)	(30.9%)	0.8%	1.0%
Education	503.3	439.4	63.9	14.5%	34.0%	25.8%
Environment & Natural Resources	26.1	17.3	8.8	50.9%	1.8%	1.0%
General Government	35.9	39.5	(3.6)	(9.1%)	2.4%	2.3%
Health and Human Services	608.0	910.6	(302.6)	(33.2%)	41.1%	53.4%
Operating Reserves/Rounding	-	-	-	-	0.0%	0.0%
Public Safety, Correction, and Regulation	283.7	270.3	13.4	5.0%	19.2%	15.9%
Total Current Operations	\$ 1,478.7	\$ 1,704.2	\$ (225.4)	(13.2%)	100.0%	100.0%
Debt Service						
Debt Service	\$ -	\$ -	\$ -	0.0%	0.0%	0.0%
Total Debt Service	\$ -	\$ -	\$ -	0.0%	0.0%	0.0%
Total Appropriation Expenditures	\$ 1,478.7	\$ 1,704.2	\$ (225.4)	(13.2%)	100.0%	100.0%

A negative appropriation expenditure indicates that a budget code has actual receipts that exceed actual expenditures.

The schedule above summarizes appropriation expenditures by function for the current and prior fiscal years.

GENERAL FUND – REVERTING
ACTUAL APPROPRIATION EXPENDITURES
FISCAL YEAR-TO-DATE JULY 31, 2023 AND JULY 31, 2022



The graph above compares appropriation expenditures by major category for the current and prior fiscal years.

Actual appropriation expenditures through July 2023 were less than actual appropriation expenditures through July 2022 by \$225.4 million, or 13.2%. Appropriation expenditures for current operations (exclusive of appropriation expenditures for capital improvements and debt service) through July 2023 were less than appropriation expenditures through July 2022 by \$225.4 million, or 13.2%.

Reserve - Review of Compensation Plan	-	-	-	-	-	(3.5)	-	-
Reserve - Salary Adjustment	-	-	-	-	-	21.7	-	-
Reserve - Severance	-	-	-	-	-	-	-	-
Reserve - St Emp Comprehensive	-	-	-	-	-	-	-	-
Reserve - State Emergency Resp & Disaster	-	-	-	-	-	-	-	-
Reserve - Transfer to DOT	-	-	-	-	-	-	-	-
Reserve - UI Insurance Reserve	-	-	-	-	-	-	-	-
Reserve - UNC Enrollment Growth	-	-	-	-	-	-	-	-
Reserve - Workers' Compensation	-	-	-	-	-	-	-	-
Reserve - Automated Fraud Detection Development	-	-	-	-	-	-	-	-
Reserve - Continuation/Justification	-	-	-	-	-	-	-	-
Reserve - Controller Fraud Detection	-	-	-	-	-	-	-	-
Reserve - Eliminated Positions	-	-	-	-	-	-	-	-
Reserve - Global Trans Park Loan Repayment	-	-	-	-	-	-	-	-
Reserve - Management Flexibility	-	-	-	-	-	-	-	-
Reserve - Medicaid Risk	-	-	-	-	-	-	-	-
Reserve - NC Promise Tuition Plan	-	-	-	-	-	-	-	-
Reserve - Retirees Premium	-	-	-	-	-	-	-	-
Reserve - Statewide Compensation Study	-	-	-	-	-	-	-	-
Reserve - Voter Information Verification Act	-	-	-	-	-	-	-	-
SCIF	-	-	-	-	-	-	-	-
Sub-Total	\$ -	\$ -	\$ -	\$ -	\$ -	\$ 18.2	-	-
Total General Government	\$ 36.0	\$ 39.3	\$ 36.0	\$ 39.3	\$ -	\$ 574.0	-	6.8%
Education								
Community Colleges	\$ 136.6	\$ 133.7	\$ 136.6	\$ 133.7	\$ -	\$ 1,357.6	-	9.8%
Public Instruction	368.6	350.2	368.6	350.2	-	11,278.2	-	3.1%
Sub-Total	\$ 505.2	\$ 483.9	\$ 505.2	\$ 483.9	\$ -	\$ 12,635.8	-	3.8%
University System								
Appalachian State University	\$ (0.1)	\$ 1.5	\$ (0.1)	\$ 1.5	\$ -	\$ 164.7	-	0.9%
ECU - Health Affairs	3.1	2.2	3.1	2.2	-	86.5	-	2.5%
East Carolina University	(10.4)	(9.0)	(10.4)	(9.0)	-	249.1	-	(3.6%)
Elizabeth City State University	0.3	1.2	0.3	1.2	-	43.2	-	2.8%
Fayetteville State University	4.1	7.8	4.1	7.8	-	63.2	-	12.3%
NCSU - Academic Affairs	(38.7)	(55.5)	(38.7)	(55.5)	-	468.6	-	(11.8%)
NCSU - Agricultural Extension Service	3.7	2.1	3.7	2.1	-	42.4	-	5.0%
NCSU - Agricultural Research	4.0	2.8	4.0	2.8	-	56.9	-	4.9%
North Carolina A&T University	15.7	11.6	15.7	11.6	-	116.1	-	10.0%
North Carolina Central University	10.9	9.9	10.9	9.9	-	85.7	-	11.6%
North Carolina Sch of Science & Mathematics	2.5	3.2	2.5	3.2	-	36.7	-	8.7%
UNC - Chapel Hill Academic Affairs	(27.2)	(22.2)	(27.2)	(22.2)	-	296.8	-	(7.5%)
UNC - Chapel Hill Area Health Affairs	(0.8)	(0.6)	(0.8)	(0.6)	-	54.9	-	(1.1%)
UNC - Chapel Hill Health Affairs	11.9	10.3	11.9	10.3	-	221.8	-	4.6%
UNC - GA Institutional Programs and Facilities	-	-	-	-	-	332.5	-	0.0%
UNC - GA Related Educational Programs	-	(0.5)	-	(0.5)	-	120.5	-	(0.4%)
UNC- GA Aid to Private Institutions	0.7	(23.1)	0.7	(23.1)	-	327.0	-	(7.1%)
University of North Carolina - General Admin	3.2	0.9	3.2	0.9	-	45.9	-	2.0%
University of North Carolina Sch of the Arts	(0.2)	(0.2)	(0.2)	(0.2)	-	37.8	-	(0.5%)
University of North Carolina at Asheville	7.0	5.6	7.0	5.6	-	48.3	-	11.6%
University of North Carolina at Charlotte	(23.9)	(28.0)	(23.9)	(28.0)	-	285.9	-	(9.8%)
University of North Carolina at Greensboro	6.4	4.0	6.4	4.0	-	185.1	-	2.2%
University of North Carolina at Pembroke	-	(0.2)	-	(0.2)	-	93.4	-	(0.2%)
University of North Carolina at Wilmington	22.7	13.9	22.7	13.9	0.1	177.2	22,700.0%	7.8%
Western Carolina University	1.2	12.5	1.2	12.5	-	146.3	-	8.5%
Winston-Salem State University	2.0	5.4	2.0	5.4	0.1	65.9	2,000.0%	8.2%
Total University System	\$ (1.9)	\$ (44.4)	\$ (1.9)	\$ (44.4)	\$ 0.2	\$ 3,852.4	(950.0%)	(1.2%)
Total Education	\$ 503.3	\$ 439.5	\$ 503.3	\$ 439.5	\$ 0.2	\$ 16,488.2	251,650.0%	2.7%

Agriculture									
Agriculture and Consumer Services	\$ 10.4	\$ 10.6	\$ 10.4	\$ 10.6	\$ -	\$ 176.8	-	6.0%	
Total Agriculture	\$ 10.4	\$ 10.6	\$ 10.4	\$ 10.6	\$ -	\$ 176.8	-	6.0%	
Economic Development									
Commerce	\$ 1.2	\$ 1.1	\$ 1.2	\$ 1.1	\$ -	\$ 13.8	-	8.0%	
Commerce-Economic Development	10.0	15.5	10.0	15.5	-	164.1	-	9.4%	
Commerce-State Aid	0.2	-	0.2	-	-	21.7	-	0.0%	
Total Economic Development	\$ 11.4	\$ 16.6	\$ 11.4	\$ 16.6	\$ -	\$ 199.6	-	8.3%	
Environment & Natural Resources									
Environmental Quality	\$ 9.7	\$ 10.3	\$ 9.7	\$ 10.3	\$ -	\$ 106.0	-	9.7%	
Natural and Cultural Resources	15.9	6.3	15.9	6.3	-	238.8	-	2.6%	
Roanoke Island Commission	-	-	-	-	-	-	-	-	
Wildlife Resources	0.5	0.7	0.5	0.7	-	23.8	-	2.9%	
Total Environment & Natural Resources	\$ 26.1	\$ 17.3	\$ 26.1	\$ 17.3	\$ -	\$ 368.6	-	4.7%	
Health and Human Services									
Aging	\$ 6.7	\$ 10.2	\$ 6.7	\$ 10.2	\$ -	\$ 52.6	-	19.4%	
Child Development	31.9	27.3	31.9	27.3	-	252.0	-	10.8%	
Child and Family Well-Being	(2.5)	4.8	(2.5)	4.8	-	-	-	-	
DHHS-Administration	2.9	24.4	2.9	24.4	-	194.5	-	12.5%	
Education Services - Inactive	-	-	-	-	-	-	-	-	
Health Services	19.0	20.0	19.0	20.0	-	177.1	-	11.3%	
Health Services Regulations	(1.7)	(0.7)	(1.7)	(0.7)	-	23.2	-	(3.0%)	
Medical Assistance	472.2	733.1	472.2	733.1	-	4,724.3	-	15.5%	
Mental Health/DD/SAS	48.5	106.7	48.5	106.7	-	848.1	-	12.6%	
NC Health Choice	-	(34.5)	-	(34.5)	-	-	-	-	
Services for the Blind and Deaf/HH	0.6	0.8	0.6	0.8	-	9.1	-	8.8%	
Social Services	24.9	13.9	24.9	13.9	-	227.7	-	6.1%	
Vocational Rehabilitation	5.4	4.6	5.4	4.6	-	42.2	-	10.9%	
Total Health and Human Services	\$ 607.9	\$ 910.6	\$ 607.9	\$ 910.6	\$ -	\$ 6,550.8	-	13.9%	
Public Safety, Correction, and Regulation									
Adult Correction	\$ 151.2	\$ -	\$ 151.2	\$ -	\$ -	\$ 1,917.2	0.0%	-	
Insurance	3.5	3.3	3.5	3.3	-	67.0	-	4.9%	
Insurance-GF	0.7	0.8	0.7	0.8	-	11.1	-	7.2%	
Judicial	58.0	66.9	58.0	66.9	-	714.1	-	9.4%	
Judicial-Indigent Defense	13.6	13.1	13.6	13.1	-	139.9	-	9.4%	
Justice	5.9	3.5	5.9	3.5	-	63.6	-	5.5%	
Labor	2.0	1.5	2.0	1.5	-	24.6	-	6.1%	
Public Safety	48.9	181.2	48.9	181.2	-	632.9	-	28.6%	
Total Public Safety, Correction, and Regulation	\$ 283.8	\$ 270.3	\$ 283.8	\$ 270.3	\$ -	\$ 3,570.4	-	7.6%	
Rounding [*]	\$ (0.2)		\$ (0.2)						
Total Current Operations	\$ 1,478.7	\$ 1,704.2	\$ 1,478.7	\$ 1,704.2	\$ 0.2	\$ 27,928.4	739,350.0%	6.1%	
Capital Improvements									
Funded by General Fund	\$ -	\$ -	\$ -	\$ -	\$ -	\$ -	-	-	
Total Capital Improvements	\$ -	\$ -	\$ -	\$ -	\$ -	\$ -	-	-	
Debt Service									
Debt Service	\$ -	\$ -	\$ -	\$ -	\$ -	\$ -	-	-	
Debt Service-Federal	-	-	-	-	-	-	-	-	
Total Debt Service	\$ -	\$ -	\$ -	\$ -	\$ -	\$ -	-	-	
Total Appropriation Expenditures	\$ 1,478.7	\$ 1,704.2	\$ 1,478.7	\$ 1,704.2	\$ 0.2	\$ 27,928.4	739,350.0%	6.1%	

The schedule above presents monthly and year-to-date appropriation expenditures by major function and agency with comparison to the fiscal year budget.

[*] In disclosing the detail appropriation expenditures of 98 agencies/entities rounded to the millions of dollars, the "Rounding" category allows the most accurate presentation of individual agency and major General Fund category amounts.



North Carolina Financial System
Office of State Controller
General Fund Unreserved Cash

Schedule of Receipts and Disbursements by Function and Agency

Monthly & Fiscal Year-To-Date as of July 31, 2023

Expressed in Thousands

	Receipts		Disbursements	
	July	Year-To-Date	July	Year-To-Date
Agriculture				
Agriculture and Consumer Services	\$ 5,101	\$ 5,101	\$ 15,500	\$ 15,500
Total Agriculture	\$ 5,101	\$ 5,101	\$ 15,500	\$ 15,500
Capital Improvement				
Funded by General Fund	\$ -	\$ -	\$ -	\$ -
Total Capital Improvement	\$ -	\$ -	\$ -	\$ -
Debt Service				
Debt Service	\$ -	\$ -	\$ -	\$ -
Debt Service-Federal	-	-	-	-
Total Debt Service	\$ -	\$ -	\$ -	\$ -
Economic Development				
Commerce	\$ 4,097	\$ 4,097	\$ 5,293	\$ 5,293
Commerce-Economic Development	-	-	10,002	10,002
Commerce-State Aid	-	-	179	179
Total Economic Development	\$ 4,097	\$ 4,097	\$ 15,474	\$ 15,474
Education				
Community Colleges	\$ 39,162	\$ 39,162	\$ 175,747	\$ 175,747
Public Instruction	207,681	207,681	576,316	576,316
UNC System	409,518	409,518	407,561	407,561
Total Education	\$ 656,361	\$ 656,361	\$ 1,159,624	\$ 1,159,624
Environment & Natural Resources				
Environmental Quality	\$ 2,992	\$ 2,992	\$ 12,666	\$ 12,666
Natural and Cultural Resources	2,892	2,892	18,837	18,837
Roanoke Island Commission	-	-	-	-
Wildlife Resources	8,480	8,480	9,000	9,000
Total Environment & Natural Resources	\$ 14,364	\$ 14,364	\$ 40,503	\$ 40,503
General Government				
Administration	\$ 500	\$ 500	\$ 4,366	\$ 4,366
Board of Elections	-	-	604	604
General Assembly	35	35	5,735	5,735
Governor's Office	89	89	577	577
Governor-Special Projects	-	-	-	-
Housing Finance Authority	-	-	-	-
Information Technology	137	137	4,193	4,193
Lieutenant Governor	-	-	103	103
Military and Veterans Affairs	3	3	598	598
Office of Administrative Hearings	168	168	524	524
Office of State Budget	246	246	939	939
Office of State Budget - Special	-	-	-	-
Office of State Human Resources	108	108	887	887
Office of the State Controller	-	-	2,226	2,226

Reserve - Budget Transparency	-	-	-	-
Reserve - Compensation Increase	-	-	-	-
Reserve - Contingency/Emergency	-	-	-	-
Reserve - ERP	-	-	-	-
Reserve - Enrollment	-	-	-	-
Reserve - Eugenic Sterlization Compensation	-	-	-	-
Reserve - Film & Entertainment	-	-	-	-
Reserve - Future Benefit Needs	-	-	-	-
Reserve - General Fund Reverting Funds	-	-	-	-
Reserve - Golden LEAF	-	-	-	-
Reserve - IT Fund	-	-	-	-
Reserve - JDIG	-	-	-	-
Reserve - Minimum of Market Adj	-	-	-	-
Reserve - NC GEAR	-	-	-	-
Reserve - NCGA Litigation	-	-	-	-
Reserve - One NC Fund	-	-	-	-
Reserve - Pending Legislation	-	-	-	-
Reserve - Public Schools ADM	-	-	-	-
Reserve - Retirement Rate Adj	-	-	-	-
Reserve - Review of Compensation Plan	-	-	-	-
Reserve - Salary Adjustment	-	-	-	-
Reserve - Severance	-	-	-	-
Reserve - St Emp Comprehensive	-	-	-	-
Reserve - State Emergency Resp & Disaster	-	-	-	-
Reserve - Transfer to DOT	-	-	-	-
Reserve - UI Insurance Reserve	-	-	-	-
Reserve - UNC Enrollment Growth	-	-	-	-
Reserve - Workers' Compensation	-	-	-	-
Reserve-Other	-	-	-	-
Revenue	3,434	3,434	11,801	11,801
SCIF	-	-	-	-
Secretary of State	158	158	1,604	1,604
State Auditor	147	147	1,581	1,581
State Planning - Inactive	-	-	-	-
State Treasurer-Administration	3,563	3,563	3,834	3,834
State Treasurer-Retirement	-	-	4,926	4,926
Total General Government	\$ 8,588	\$ 8,588	\$ 44,498	\$ 44,498
Health and Human Services				
Aging	\$ 8,096	\$ 8,096	\$ 14,819	\$ 14,819
Child Development	78,597	78,597	110,465	110,465
Child and Family Well-Being	47,586	47,586	45,057	45,057
DHHS-Administration	35,166	35,166	38,017	38,017
Education Services - Inactive	-	-	-	-
Health Services	36,719	36,719	55,697	55,697
Health Services Regulations	6,900	6,900	5,231	5,231
Medical Assistance	1,442,909	1,442,909	1,915,137	1,915,137
Mental Health/DD/SAS	34,351	34,351	82,896	82,896
NC Health Choice	-	-	-	-
Services for the Blind and Deaf/HH	2,259	2,259	2,892	2,892
Social Services	104,287	104,287	129,196	129,196
Vocational Rehabilitation	12,884	12,884	18,266	18,266
Total Health and Human Services	\$ 1,809,754	\$ 1,809,754	\$ 2,417,673	\$ 2,417,673
Public Safety, Correction, and Regulation				
Adult Correction	\$ 862	\$ 862	\$ 152,047	\$ 152,047

Insurance	576	576	4,118	4,118
Insurance-GF	611	611	1,284	1,284
Judicial	161	161	58,116	58,116
Judicial-Indigent Defense	782	782	14,366	14,366
Justice	3,738	3,738	9,601	9,601
Labor	1,226	1,226	3,215	3,215
Public Safety	11,413	11,413	60,279	60,279
Total Public Safety, Correction, and Regulation	\$ 19,369	\$ 19,369	\$ 303,026	\$ 303,026
Non-Tax Revenue				
Disproportionate Share	\$ -	\$ -	\$ -	\$ -
Highway Fund Transfer In	-	-	-	-
Insurance-Nontax	-	-	-	-
License & Fees-Nontax	2,756	2,756	647	647
Judicial Fees	17,045	17,045	-	-
Master Settlement Agreement	-	-	-	-
ABC Board	-	-	-	-
Banking & Investment Fees	-	-	-	-
Board of Elections	13	13	-	-
CI Appropriation	-	-	-	-
DHHS	200	200	-	-
DPS - ABC Board	264	264	-	-
DWI Restoration Fees	-	-	-	-
DWI Service Fees	229	229	-	-
Deed Mortgage Registration Fee	576	576	461	461
Eastern Region Eco Dev Comm	-	-	-	-
Fees & Penalties	542	542	-	-
Gas & Oil Inspection	-	-	-	-
Intra State Transfer	112	112	-	-
Miscellaneous	-	-	-	-
Parole Supervision Fees	72	72	-	-
Probation Supervision Fees	552	552	-	-
Risk Pool Reversion	-	-	-	-
Rural Center Reversion	-	-	-	-
Sales & Use	-	-	-	-
Sales Tax Refund	807	807	-	-
Secretary of State-Nontax	6,488	6,488	216	216
Treasurer Investments	50,140	50,140	-	-
Total Non-Tax Revenue	\$ 79,796	\$ 79,796	\$ 1,324	\$ 1,324
Tax Revenues				
Beverage	\$ 53,543	\$ 53,543	\$ 1	\$ 1
Corporate Income	4,668	4,668	13,472	13,472
Estate	-	-	-	-
Franchise	36,373	36,373	17,363	17,363
Freight Car Lines	-	-	-	-
Gift	-	-	-	-
Individual Income	872,632	872,632	100,718	100,718
Insurance	13,335	13,335	275	275
Mill Machinery	19	19	-	-
Miscellaneous	-	-	-	-
Severance	-	-	-	-
Piped Natural Gas	-	-	-	-
Privilege License	8,020	8,020	15	15

Real Estate Conveyance Excise	8,726	8,726	-	-
Sales and Use	1,574,366	1,574,366	42,256	42,256
Scrap Tire Disposal	2,458	2,458	41	41
Soft Drinks Tax - Inactive	-	-	-	-
Solid Waste	2,136	2,136	9	9
Tobacco	23,890	23,890	17	17
White Goods Disposal	707	707	29	29
Total Tax Revenues	\$ 2,600,873	\$ 2,600,873	\$ 174,196	\$ 174,196
Total Reverting	\$ 5,198,303	\$ 5,198,303	\$ 4,171,818	\$ 4,171,818
Beginning Unreserved Cash	\$ 4,849,228			
Year-To-Date Receipts	5,198,306			
Year-To-Date Disbursements	4,171,817			
Reservations				
American Recovery Plan Act Reserve	-			
Carry Forward Reserve	-			
Clean Water Drinking Water Reserve	-			
Coronavirus Capital Projects Reserve	-			
Coronavirus Relief Reserve	-			
Earthquake Disaster Recovery Reserve	-			
Economic Development Project Reserve	-			
Federal Infrastructure Match Reserve	-			
Housing Reserve	-			
Hurricane Florence Disaster Recovery Reserve	-			
Information Technology Reserve	-			
Local Fiscal Recovery Reserve-ARPA	-			
Local Govt Coronavirus Relief Reserve	-			
Local Project Reserve	-			
Medicaid Contingency Reserve	-			
Medicaid Transformation Reserve	-			
NC GREAT Reserve	-			
Opioid Abatement Reserve	-			
Public School Contingency Reserve	-			
Public School Need Based Capital Reserve	-			
Repairs and Renovations Reserve	-			
Retiree Supplement Reserve	-			
SCIF General Fund Reserve	-			
Savings Reserve	-			
Stabilization and Inflation Reserve	-			
State Emergency Response/Disaster Reserve	-			
Unfunded Liability Solvency Reserve	-			
Wilmington Harbor Enhancements Reserve	-			
World University Games Reserve	-			
Ending Unreserved Cash	\$ 5,875,717			



North Carolina Financial System
Office of State Controller
General Fund Non-reverting Departmental Cash
Schedule of Receipts and Disbursements by Function and Agency

Monthly & Fiscal Year-to-Date as of July 31, 2023

Expressed in Thousands

	Beginning Cash	Receipts		Expenditures		Year-To-Date Ending Cash
		July	Year-To-Date	July	Year-To-Date	
Agriculture						
Agriculture and Consumer Services	\$ 107,510	\$ 7,299	\$ 7,299	\$ 4,830	\$ 4,830	\$ 109,979
Total Agriculture	\$ 107,510	\$ 7,299	\$ 7,299	\$ 4,830	\$ 4,830	\$ 109,979
Debt Service						
State Treasurer-Bond Refund	\$ -	\$ -	\$ -	\$ -	\$ -	\$ -
State Treasurer-Retirement	-	-	-	-	-	-
Total Debt Service	\$ -	\$ -	\$ -	\$ -	\$ -	\$ -
Economic Development						
Commerce-CDBG	\$ 14,500	\$ 41	\$ 41	\$ -	\$ -	\$ 14,541
Commerce-Div of Employ Sec	47,772	6,970	6,970	4,785	4,785	49,957
Commerce-Floyd Relief	-	-	-	-	-	-
Commerce-IT Projects	1,683	-	-	-	-	1,683
Commerce-Special Revenue	451,019	10,281	10,281	14,652	14,652	446,648
Commerce-Trust	77	-	-	-	-	77
Total Economic Development	\$ 515,051	\$ 17,292	\$ 17,292	\$ 19,437	\$ 19,437	\$ 512,906
Education						
Community Colleges-IT Projects	\$ 51,321	\$ -	\$ -	\$ 2,061	\$ 2,061	\$ 49,260
Community Colleges-Special Rev	12,476	8,325	8,325	100	100	20,701
Community Colleges-Trust	8,022	31	31	-	-	8,053
Public Instruction-IT Projects	81,599	-	-	1,646	1,646	79,953
Public Instruction-Internal Service	159,923	129	129	-	-	160,052
Public Instruction-Local Payroll	2,005	6,910	6,910	7,003	7,003	1,912
Public Instruction-Pub Sch Bldg Fund	1,179,797	3,579	3,579	25,864	25,864	1,157,512
Public Instruction-School Technology	17,241	307	307	115	115	17,433
Public Instruction-Special Revenue	28,835	3,224	3,224	265	265	31,794
Public Instruction-Trust	18,031	198	198	5	5	18,224
Total Education	\$ 1,559,250	\$ 22,703	\$ 22,703	\$ 37,059	\$ 37,059	\$ 1,544,894
Environment & Natural Resources						
Aquariums	\$ 5,005	\$ -	\$ -	\$ 5	\$ 5	\$ 5,000
C W M T F	101,241	518	518	1,901	1,901	99,858
EQ-Clean Water Mgmt Trust Fund	-	-	-	-	-	-
EQ-Loans for Water & Wastewater	761	-	-	-	-	761
Environmental Quality	83,661	107	107	13,319	13,319	70,449
Environmental Quality-Disaster	35,417	38	38	204	204	35,251
Land & Water Conservation Fund	13,334	-	-	76	76	13,258
Natural & Cultural Res-LWS	2,630	10	10	-	-	2,640
Natural and Cultural Res-Int Bearing	23	-	-	4	4	19
Natural and Cultural Resources	9,753	619	619	678	678	9,694
Parks & Recreation Trust Fund	32,042	164	164	1,817	1,817	30,389
Wildlife	18,892	465	465	8,295	8,295	11,062
Total Environment & Natural Resources	\$ 302,759	\$ 1,921	\$ 1,921	\$ 26,299	\$ 26,299	\$ 278,381

General Government						
Administration	\$ 83,448	\$ 3,115	\$ 3,115	\$ 389	\$ 389	\$ 86,174
Board of Elections	3,460	6	6	333	333	3,133
DMVA - Special Revenue	15,949	44	44	-	-	15,993
DMVA-Special Revenue	-	-	-	-	-	-
General Assembly	36,834	-	-	2	2	36,832
Governor's Office	159,792	7,743	7,743	1,951	1,951	165,584
Governor's Office-Disaster Relief	-	2	2	2	2	-
Information Technology	48,645	1,278	1,278	4,346	4,346	45,577
NC Infrastructure Finance Corp	-	-	-	-	-	-
OSBM ECONOMIC DEVELOPMENT ADMINISTRATION (EDA-ARPA)	-	-	-	-	-	-
OSBM-ARP Homeowners Assistance Fund	48,855	205	205	-	-	49,060
OSBM-ARP State & Local Fiscal Recovery Fund	3,397,943	9,806	9,806	29,479	29,479	3,378,270
OSBM-Covid 19 Recovery Act	4	-	-	4	4	-
OSBM-Earthquake Disaster Recovery	3,471	11	11	701	701	2,781
OSBM-Emergency Rental Assistance	84,783	1,173	1,173	-	-	85,956
OSBM-IT Projects	661	-	-	-	-	661
OSBM-Rural Health Care Stabilization	9,476	27	27	-	-	9,503
OSBM-SCIF	3,103,661	10,746	10,746	54,722	54,722	3,059,685
OSBM-Tropical Storm Fred DR	25,940	11	11	356	356	25,595
Office of Administrative Hearings	2,479	-	-	1	1	2,478
Payroll Imprest Fund	-	1,008,136	1,008,136	1,008,136	1,008,136	-
Revenue-E 911 Fee	2,430	1,388	1,388	1,227	1,227	2,591
Revenue-IT Project	121	-	-	-	-	121
Revenue-Lee Act Credits	294	-	-	-	-	294
Revenue-Project Collect	60,172	3,805	3,805	2,996	2,996	60,981
Revenue-Tax Distribution	4,289	422,583	422,583	422,580	422,580	4,292
Revenue-Tax Transfer Fees	5,723	205	205	-	-	5,928
State Controller	63,053	1,041	1,041	515	515	63,579
State Treasurer	7,116	1,190	1,190	263	263	8,043
State Treasurer-Basis Swap	-	-	-	-	-	-
State Treasurer-Blount St. Properties	-	-	-	-	-	-
Statewide-Worker's Comp Plan	5,616	4,722	4,722	1,958	1,958	8,380
Total General Government	\$ 7,174,215	\$ 1,477,237	\$ 1,477,237	\$ 1,529,961	\$ 1,529,961	\$ 7,121,491
Health and Human Services						
Aging	\$ 30	\$ 30	\$ 30	\$ 30	\$ 30	\$ 30
Child Development	1,478	141	141	-	-	1,619
Child and Family Well-Being	-	21,739	21,739	21,739	21,739	-
DHHS-Administration	168,419	6,069	6,069	3,170	3,170	171,318
Health Services	52,031	302	302	223	223	52,110
Health Services Regulations	39,321	-	-	403	403	38,918
Medical Assistance	396,545	4,100	4,100	7,291	7,291	393,354
Mental Health/DD/SAS	369	-	-	-	-	369
Services for the Blind and Deaf/HH	-	-	-	-	-	-
Social Services	10,325	102	102	(9)	(9)	10,436
Vocational Rehabilitation	-	-	-	-	-	-
Total Health and Human Services	\$ 668,518	\$ 32,483	\$ 32,483	\$ 32,847	\$ 32,847	\$ 668,154
Public Safety, Correction, and Regulation						
Adult Correction	\$ 34,333	\$ 30	\$ 30	\$ 940	\$ 940	\$ 33,423
Insurance	4,824	272	272	36	36	5,060

Labor	-	-	-	-	-	-
Office of the Courts	6,124	882	882	279	279	6,727
Public Safety	151,343	31,886	31,886	44,562	44,562	138,667
Total Public Safety, Correction, and Regulation	\$ 196,624	\$ 33,070	\$ 33,070	\$ 45,817	\$ 45,817	\$ 183,877
Total Non-reverting	\$ 10,523,927	\$ 1,592,005	\$ 1,592,005	\$ 1,696,250	\$ 1,696,250	\$ 10,419,682

GLOSSARY

American Recovery Plan Act Reserve (Senate Bill 172, Session Law 2021-25) – Established as a reserve in the General Fund. The purpose is to maintain federal funds received from the American Rescue Plan Act, P.L. 117-2, which provides additional relief to address the continued impact of COVID-19.

Appropriation Expenditures – The net of expenditures and receipts of reverting funds.

Beverage Taxes Payable (Chapter 105, Article 2C) – Excise taxes collected on the sale of beer and wine that are payable annually to counties and cities within 60 days after March 31 of each year.

Budget (Appropriation Expenditures) – Total appropriation expenditures as enacted by legislation and detail adjustments by the Office of State Budget and Management.

Budget (Revenues) – Total revenues as enacted by legislation and forecasted detail by the Office of State Budget and Management.

Carryforward Reserve – Session Law 2014-10, Section 6.7 directed a review of current practices to improve budgeting of the General Fund. An implemented recommendation from this review was the process of transferring carryforward funds to a cash reserve at year end. This process is for State agencies only. No university funds are included.

Clean Water and Drinking Water Reserve (House Bill 103, Session Law 2022-74, Section 2.2.(p)) – Established as a reserve in the General Fund. This Reserve shall make funds available to the Department of Environmental Quality (Department) to use for clean water and drinking water projects. Funds in excess of the amounts needed for the projects listed in subsection (e) of Section 12.9 may be used by the Department for other water and sewer infrastructure projects eligible for funding from the Drinking Water Reserve or Wastewater Reserve and subject to the applicable directives set forth in Section 12.9.

Coronavirus Capital Projects Reserve (Senate Bill 172, Session Law 2021-25, Section 2.3) – Established as a reserve in the General Fund. The purpose is to maintain federal funds received from the American Rescue Plan Act, P.L. 117-2, for capital projects allowed under federal law.

Coronavirus Relief Reserve (House Bill 1043, Session Law 220-4) – Established as a reserve in the General Fund. The purpose is to maintain federal funds received from the Coronavirus Relief Fund created under the CARES Act, P.L. 116-136, to mitigate the impact of the COVID-19 outbreak in North Carolina.

Disbursements – Funds withdrawn from an agency budget code as recorded in cash management control system.

Disproportionate Share Reserve (House Bill 1473, Section 10.39, Session Law 2007-323) – Federal share of disproportionate share payments received from state hospitals not appropriated by the General Assembly.

Earthquake Disaster Recovery Reserve (House Bill 1105, Session Law 2020-97) – Established as a reserve in the General Fund. Funds appropriated to provide necessary and appropriate relief and assistance from the effects of earthquakes.

Economic Development Project Reserve (Senate Bill 105, Session Law 2021-180) – Established as a reserve in the General Fund to make funds available for expenditures associated with economic development projects meeting or exceeding high-yield project metrics.

Federal Infrastructure Match Reserve (House Bill 103, Session Law 2022-74, Section 2.2.(m)) – Established as a reserve in the General Fund. This Reserve shall make funds available to State agencies and departments to use for State match requirements when procuring federal aid made available under the federal Infrastructure Investment and Jobs Act (P.L. 117-58).

Housing Reserve (House Bill 103, Session Law 2022-74, Section 2.2.(k)) – Established as a reserve in the General Fund. This Reserve shall make funds available upon appropriation for the Workforce Housing Loan Program in accordance with Section 29.1 of S.L. 2022-74 and the Dare County Affordable Housing Project in accordance with Section 24.1 of S.L. 2022-74.

Hurricane Florence Disaster Recovery Reserve (Senate Bill 3, Session Law 2018-136) – Established as a reserve in the General Fund. The purpose is to maintain funds reserved for disaster recovery in relation to Hurricane Florence.

Information Technology Reserve (Senate Bill 105, Session Law 2021-180) – Established as a reserve in the General Fund to make funds available for information technology project expenditures.

Local Fiscal Recovery Reserve (ARPA) (Senate Bill 172, Session Law 2021-25) – Established as a reserve in the General Fund to maintain federal funds received from the Coronavirus Local Fiscal Recovery Fund, pursuant to the authorization set forth in the Social Security Act.

Local Government Coronavirus Relief Reserve (House Bill 1043, Session Law 220-4) – Established as a reserve in the General Fund. The purpose is to maintain federal funds received from the Coronavirus Relief Fund created under the CARES Act, P.L. 116-136, to mitigate the impact of the COVID-19 outbreak on local governments in North Carolina.

Local Project Reserve (House Bill 103, Session Law 2022-74, Section 2.2.(l)) – Established as a reserve in the General Fund that shall make funds available for local project expenditures.

Medicaid Contingency Reserve (Senate Bill 744, Section 12H.38, Session Law 2014-100) – Funds shall be used only for budget shortfalls in the Medicaid Program.

Medicaid Transformation Fund (House Bill 97, Section 12H.29, Session Law 2015-241) – Established as a special fund to provide funds for converting from a fee-for-service payment system to a capitated payment system.

NC GREAT Reserve (House Bill 387, Session Law 2019-230) – The Growing Rural Economies with Access to Technology (GREAT) program was established to fund the terrestrial deployment of broadband within unserved areas of economically distressed counties. The NC GREAT Reserve was established as a reserve in the General Fund to provide funding for the program.

Non-reverting – Represents General Fund activities for which unexpended appropriations do not lapse at fiscal year-end and generally are not re-appropriated for a different purpose, function or activity.

Opioid Abatement Reserve (Senate Bill 105, Session Law 2021-180) – Established as a reserve in the General Fund to maintain funds received by the State as a beneficiary of the final consent judgment resolving the case, *State of North Carolina, ex rel. Joshua H. Stein, Plaintiff v. McKinsey and Company, Inc.*, and any other funds received by the State as a result of the settlement.

Public School Contingency Reserve (House Bill 103, Session Law 2022-74, Section 4.5) – Established as a reserve in the General Fund. This reserve shall make funds available to the Department of Public Instruction to provide sufficient State net General Fund appropriations and necessary budget authority to close out the 2021-2022 fiscal year. Unexpended funds in the Reserve shall revert at the end of the 2021-2022 fiscal year closeout process.

Public School Needs-Based Capital Reserve (House Bill 103, Session Law 2022-74, Section 2.2.(o)) – Established as a reserve in the General Fund to make funds available to the Department of Public Instruction (Department). The Department awards grants from the Needs-Based Public School Capital Fund to counties to assist with their critical public school building capital needs.

Receipts – Funds deposited to an agency budget code as certified in the cash management control system.

Repairs and Renovations Reserve Account (G.S. 143C-4-3) – Established as a reserve in the General Fund which can be used only for the repair and renovation of State facilities and related infrastructure that are supported from the General Fund.

Reserved – Designates the portion of fund balance which has been set aside by the legislature for a specific purpose and is generally unavailable to finance appropriation expenditures.

Retiree Supplement Reserve (House Bill 103, Session Law 2022-74, Section 2.2.(n)) – Established as a reserve in the General Fund. This Reserve shall make funds available to provide a one percent (1%) retiree supplement for retirees of the Teachers' and State Employees' Retirement System, the Consolidated Judicial Retirement System, and the Legislative Retirement System.

Reverting – Designates General Fund activities for which unexpended appropriations lapse at fiscal year-end and may be re-appropriated for the same or a different purpose, function or activity.

Sales and Use Taxes Payable (Chapter 105, Subchapter VIII) – Local Sales and Use Taxes collected and payable.

Savings Reserve Account (G.S. 143C-4-2) – Established as a reserve in the General Fund and is a component of the unappropriated General Fund balance. Account established to maintain sufficient reserves to address unanticipated events and circumstances such as natural disaster, economic downturns, threats to public safety, health and welfare, and other emergencies. Account also established with a goal to maintain a balance equal to or greater than eight percent of the prior year's General Fund operating budget.

Scrap Tire Disposal Taxes Payable (Chapter 105, Article 5B) – Additional sales and use taxes collected on new tire sales payable quarterly to counties (70%), the General Fund (30%).

Stabilization and Inflation Reserve (House Bill 103, Session Law 2022-74, Section 2.2.(q)) – Established as a reserve in the General Fund. This Reserve shall make, only upon an act of appropriation by the General Assembly, funds available to be used for costs associated with inflation and other measures necessary to stabilize the State economy.

State Capital and Infrastructure Fund (SCIF) Reserve (G.S. 143C-4-3.1) – Established as a reserve in the General Fund to reserve an unappropriated balance to transfer funds to the State Capital and Infrastructure Fund (Fund) upon appropriation by the General Assembly. The Fund was established to address the ongoing capital and infrastructure needs of the State.

State Emergency Response/Disaster Relief Reserve (Senate Bill 7, Session Law 2005-1) – Funds appropriated to provide necessary and appropriate relief and assistance from the effects of natural disasters.

Tax and Non-Tax Revenues – Presented in this report net of refunds to taxpayers and various distributions to state and local entities.

Unfunded Liability Solvency Reserve (House Bill 651, Session Law 2018-30) – Established as a reserve in the General Fund. The funds in the Reserve shall be used only for transfers to the Health Benefit Fund or the Retirement System for the purpose of reducing the unfunded liabilities of those two funds.

Unreserved – Resources available to finance appropriation expenditures.

White Goods Disposal Taxes Payable (Chapter 105, Article 5C) – Additional sales and uses taxes collected on sales of new large appliances such as refrigerators, ranges, water heaters, etc, that are payable quarterly to counties (72%) and the General Fund (28%).

Wilmington Harbor Enhancement Reserve (Senate Bill 105, Session Law 2021-180) – Established as a reserve in the General Fund to make funds available for expenditures associated with the Wilmington Harbor Enhancement project.

World University Games Reserve (House Bill 103, Session Law 2022-74, Section 2.2.(j)) – Established as a reserve in the General Fund. This Reserve shall make funds available to support the State of North Carolina as a host of the 2027 World University Games upon an act of appropriation by the General Assembly. Funds in the reserve that have not been appropriated by June 30, 2026 shall revert to the General Fund and the World University Games Reserve shall be eliminated.