



State of North Carolina
Office of the State Controller

General Fund Monthly Financial Report

Elk River Falls
Avery County, NC

December 2022



State of North Carolina Office of the State Controller

NELS C. ROSELAND
STATE CONTROLLER

January 6, 2023

Enclosed is the General Fund Monthly Financial Report for the period ended December 31, 2022 of the 2023 State fiscal year. Pursuant to the State Budget Act, this report (unaudited) presents both General Fund reverting and non-reverting activities.

Please contact us if you have questions or if you would like more information. We are committed to providing you with the most reliable and timely financial information possible.

Sincerely,

Nels C. Roseland

The seal of the Office of the State Controller of North Carolina is a large, circular emblem in the background. It features a central figure of a woman holding a scale and a sword, surrounded by a wreath. The text "OFFICE OF THE STATE CONTROLLER OF THE STATE OF NORTH CAROLINA" is written around the top inner edge. Below the figure, it says "MAY 20, 1775" and "APRIL 12, 1776". At the bottom, the motto "ESSE QUAM VIDERI" is written between two stars, with "Integrity • Accountability" below it.

INTRODUCTION

The General Fund Monthly Financial Report presents revenues, receipts, appropriated expenditures, and disbursements on a cash basis generally in the month when cash is received, or cash is disbursed. Departmental budgeted and actual expenditure amounts for reverting activities are reported net of budgeted and actual receipts respectively and are referred to herein as appropriation expenditures. For non-reverting activities, departmental receipts and disbursements are reported gross of any refunds. The North Carolina Financial System (NCFS) is operated by the Office of the State Controller and is the source for the amounts presented in this report.



North Carolina Financial System

Office of State Controller

General Fund – Reverting and Non-Reverting

Schedule of Assets, Liabilities and Fund Balance

December 31, 2022

Expressed in Millions

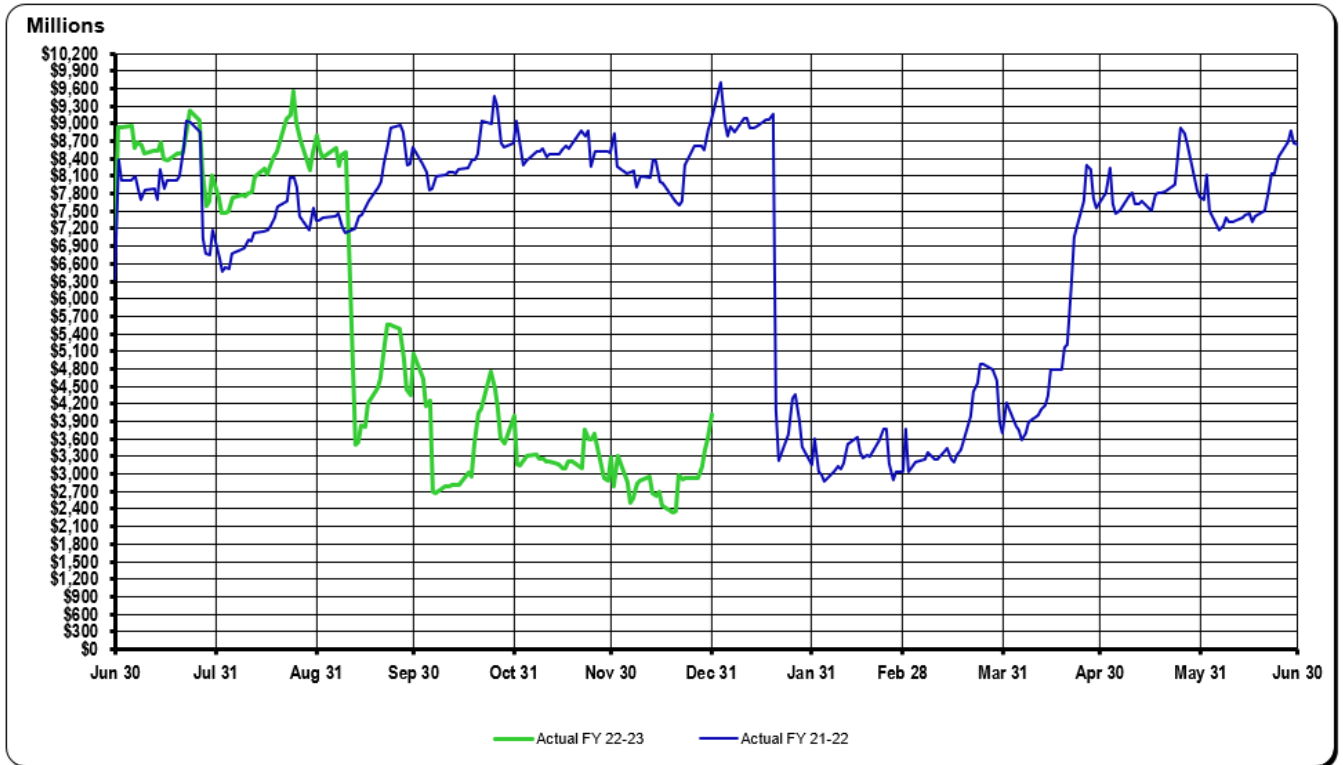
Assets		Liabilities and Fund Balance	
Deposits with State Treasurer:		Liabilities	
Cash and Investments	\$ 22,929.6	Beverage Tax	\$ 21.0
		Sales & Use Tax	443.1
		Scrap Tire Disposal Tax	-
		Solid Waste Disposal Tax	-
		White Goods Tax	-
		Total Liabilities	\$ 464.1
		Fund Balance	
		Reserved:	
		American Recovery Plan Act Reserve	\$ 39.3
		Carry Forward Reserve	379.7
		Clean Water Drinking Water Reserve	-
		Coronavirus Capital Projects Reserve	-
		Coronavirus Relief Reserve	-
		Earthquake Disaster Recovery Reserve	-
		Economic Development Project Reserve	652.7
		Federal Infrastructure Match Reserve	95.3
		Housing Reserve	-
		Hurricane Florence Disaster Recovery Reserve	68.6
		Information Technology Reserve	108.9
		Local Fiscal Recovery Reserve-ARPA	-
		Local Govt Coronavirus Relief Reserve	-
		Local Project Reserve	-
		Medicaid Contingency Reserve	326.5
		Medicaid Transformation Reserve	155.6
		NC GREAT Reserve	-
		Opioid Abatement Reserve	14.0
		Public School Contingency Reserve	-
		Public School Need Based Capital Reserve	-
		Repairs and Renovations Reserve	-
		Retiree Supplement Reserve	4.0
		SCIF General Fund Reserve	250.0
		Savings Reserve	4,116.0
		Stabilization and Inflation Reserve	200.0
		State Emergency Response/Disaster Reserve	227.5
		Unfunded Liability Solvency Reserve	-

		Wilmington Harbor Enhancements Reserve	283.8
		World University Games Reserve	25.0
		Non-Reverting Departmental Funds	11,509.7
		Total Reserved	\$ 18,456.6
		Unreserved:	
		Fund Balance - July 01, 2022	\$ 7,165.7
		Transfer to Reserves	(6,889.9)
		Transfer to Non-reserved Funds	-
		Excess of Receipts over (under) Disbursements	3,733.1
		Total Unreserved	\$ 4,008.9
		Total Fund Balance	\$ 22,465.5
Total Assets	\$ 22,929.6	Total Liabilities and Fund Balance	\$ 22,929.6

**GENERAL FUND – REVERTING
UNRESERVED FUND BALANCE**

FISCAL YEAR TO DATE DECEMBER 31, 2022 AND FISCAL YEAR ENDED JUNE 30, 2022

Expressed in Millions





North Carolina Financial System
Office of State Controller
General Fund – Reverting and Non-Reverting
Reserved and Unreserved Fund Balance

Fiscal Year-to-Date December 31, 2022 and December 31, 2021

Expressed in Millions

Fund Balance	FY 2023	FY 2022	Change	% Change
Reserved:				
American Recovery Plan Act Reserve	\$ 39.3	\$ 2,719.7	\$ (2,680.4)	(98.6%)
Carry Forward Reserve	379.7	316.4	63.3	20.0%
Clean Water Drinking Water Reserve	-	-	-	-
Coronavirus Capital Projects Reserve	-	-	-	-
Coronavirus Relief Reserve	-	-	-	-
Earthquake Disaster Recovery Reserve	-	-	-	-
Economic Development Project Reserve	652.7	-	652.7	100.0%
Federal Infrastructure Match Reserve	95.3	-	95.3	100.0%
Housing Reserve	-	-	-	-
Hurricane Florence Disaster Recovery Reserve	68.6	83.2	(14.6)	(17.5%)
Information Technology Reserve	108.9	-	108.9	100.0%
Local Fiscal Recovery Reserve-ARPA	-	-	-	-
Local Govt Coronavirus Relief Reserve	-	-	-	-
Local Project Reserve	-	-	-	-
Medicaid Contingency Reserve	326.5	50.4	276.1	547.8%
Medicaid Transformation Reserve	155.6	278.9	(123.3)	(44.2%)
NC GREAT Reserve	-	-	-	-
Opioid Abatement Reserve	14.0	-	14.0	100.0%
Public School Contingency Reserve	-	-	-	-
Public School Need Based Capital Reserve	-	-	-	-
Repairs and Renovations Reserve	-	-	-	-
Retiree Supplement Reserve	4.0	-	4.0	100.0%
SCIF General Fund Reserve	250.0	-	250.0	100.0%
Savings Reserve	4,116.0	1,982.0	2,134.0	107.7%
Stabilization and Inflation Reserve	200.0	-	200.0	100.0%
State Emergency Response/Disaster Reserve	227.5	54.3	173.2	319.0%
Unfunded Liability Solvency Reserve	-	3.3	(3.3)	(100.0%)
Wilmington Harbor Enhancements Reserve	283.8	-	283.8	100.0%
World University Games Reserve	25.0	-	25.0	100.0%
Non-Reverting Departmental Funds	11,509.7	2,676.5	8,833.2	330.0%
Total Reserved	\$ 18,456.6	\$ 8,164.7	\$ 10,291.9	126.1%
Unreserved:				
Fund Balance - July 01	\$ 7,165.7	\$ 6,313.1	\$ 852.6	13.5%
Transfers to Reserves	(6,889.9)	-	(6,889.9)	-

Transfer to Non-reserved Funds	-	-	-	-
Excess of Revenues Over (Under) Appropriation Expenditures	3,733.1	3,389.4	343.7	10.1%
Total Unreserved	\$ 4,008.9	\$ 9,702.5	\$ (5,693.6)	(58.7%)
Total Fund Balance	\$ 22,465.5	\$ 17,867.2	\$ 4,598.3	25.7%

The schedule above presents year-to-date reserved and unreserved fund balances for the current and prior fiscal years as well as the increase/ decrease from the prior year.



North Carolina Financial System
Office of State Controller
General Fund Reverting – Schedule of Operations
Monthly & Fiscal Year-To-Date as of December 31, 2022
Expressed in Millions

							Percent of Budget Realized/Expended YTD	
	December		Year-To-Date		Budget		Year-To-Date	
	FY 2023	FY 2022	FY 2023	FY 2022	FY 2023	FY 2022	FY 2023	FY 2022
Beg. Unreserved Fund Balance	\$ 3,279.0	\$ 8,833.5	\$ 7,165.7	\$ 6,313.1	\$ 7,165.7	\$ 6,313.1		
Transfer to Reserves	-	-	-	-	-	-		
Transfer to Non-reserved Funds	-	-	-	-	-	-		
Total	\$ 3,279.0	\$ 8,833.5	\$ 7,165.7	\$ 6,313.1	\$ 7,165.7	\$ 6,313.1		
Revenues								
Non-Tax Revenue								
Disproportionate Share	\$ -	\$ -	\$ 130.2	\$ 115.4	\$ 161.5	\$ 146.7	80.6%	78.7%
Highway Fund Transfer In	-	-	-	-	-	-	-	-
Insurance-Nontax	8.2	1.9	18.7	24.2	116.1	100.5	16.1%	24.1%
Judicial Fees	16.7	16.7	105.3	100.6	222.8	216.6	47.3%	46.4%
Master Settlement Agreement	-	-	-	22.8	144.6	139.4	0.0%	16.4%
Other	10.1	9.9	58.1	60.6	244.2	220.3	23.8%	27.5%
Treasurer Investments	44.3	0.1	180.1	6.0	60.9	29.6	295.7%	20.3%
Total Non-Tax Revenue	\$ 79.3	\$ 28.6	\$ 492.4	\$ 329.6	\$ 950.1	\$ 853.1	51.8%	38.6%
Tax Revenues								
Beverage	\$ 49.1	\$ 46.9	\$ 274.3	\$ 264.5	\$ 552.5	\$ 453.3	49.6%	58.3%
Corporate Income	368.1	289.6	524.7	489.9	1,155.5	1,119.9	45.4%	43.7%
Estate	-	-	-	0.2	-	-	-	-
Franchise	43.1	50.7	455.4	416.1	690.9	840.0	65.9%	49.5%
Freight Car Lines	-	-	0.1	-	-	-	-	-
Gift	-	-	-	-	-	-	-	-
Individual Income	1,436.7	1,500.5	7,193.9	7,234.3	15,470.9	14,308.8	46.5%	50.6%
Insurance	0.2	0.7	281.3	205.3	1,033.5	809.4	27.2%	25.4%
Mill Machinery	-	-	(0.3)	0.7	0.2	0.1	(150.0%)	700.0%
Other	-	-	0.1	-	0.3	0.4	33.3%	0.0%
Piped Natural Gas	-	-	-	-	-	-	-	-
Privilege License	0.3	1.0	17.9	19.2	39.6	39.3	45.2%	48.9%
Real Estate Conveyance Excise	9.0	13.5	69.5	76.5	149.6	103.2	46.5%	74.1%
Sales and Use	779.4	859.2	6,081.1	5,597.6	10,183.4	9,611.3	59.7%	58.2%
Scrap Tire Disposal	2.1	2.1	9.4	8.1	6.5	6.3	144.6%	128.6%
Soft Drinks Tax - Inactive	-	-	-	-	-	-	-	-
Solid Waste	(0.1)	0.4	7.9	7.0	3.1	3.0	254.8%	233.3%
Tobacco	17.8	21.5	127.6	131.1	270.2	258.3	47.2%	50.8%
White Goods Disposal	0.5	0.8	3.0	3.0	3.6	3.5	83.3%	85.7%
Total Tax Revenues	\$ 2,706.2	\$ 2,786.9	\$ 15,045.9	\$ 14,453.5	\$ 29,559.8	\$ 27,556.8	50.9%	52.4%
Total Revenues	\$ 2,785.5	\$ 2,815.5	\$ 15,538.3	\$ 14,783.1	\$ 30,509.9	\$ 28,409.9	50.9%	52.0%

Total Availability	\$ 6,064.5	\$ 11,649.0	\$ 22,704.0	\$ 21,096.2	\$ 37,675.6	\$ 34,723.0	60.3%	60.8%
Appropriation Expenditures								
Capital Improvements	\$ -	\$ -	\$ -	\$ -	\$ -	\$ -	-	-
Current Operations	2,006.2	1,891.4	11,806.6	11,260.1	27,902.2	26,081.0	42.3%	43.2%
Debt Service	49.4	55.2	(1.6)	133.7	-	-	-	-
Total Appropriation Expenditures	\$ 2,055.6	\$ 1,946.6	\$ 11,805.0	\$ 11,393.8	\$ 27,902.2	\$ 26,081.0	42.3%	43.7%
Unreserved Fund Balance – Before Statutory Reservations	\$ 4,008.9	\$ 9,702.4	\$ 10,899.0	\$ 9,702.4	\$ 9,773.4	\$ 8,642.0		
Reserved								
Clean Water Drinking Water Reserve	\$ -	\$ -	\$ (326.0)	\$ -	\$ -	\$ -		
Federal Infrastructure Match Reserve	-	-	(106.0)	-	-	-		
Housing Reserve	-	-	(205.0)	-	-	-		
Local Project Reserve	-	-	(80.1)	-	-	-		
Public School Need Based Capital Reserve	-	-	(100.0)	-	-	-		
Retiree Supplement Reserve	-	-	(36.0)	-	-	-		
Stabilization and Inflation Reserve	-	-	(200.0)	-	-	-		
World University Games Reserve	-	-	(25.0)	-	-	-		
American Recovery Plan Act Reserve	-	-	-	-	-	-		
Carry Forward Reserve	-	-	-	-	-	-		
Coronavirus Capital Projects Reserve	-	-	-	-	-	-		
Coronavirus Relief Reserve	-	-	-	-	-	-		
Earthquake Disaster Recovery Reserve	-	-	-	-	-	-		
Economic Development Project Reserve	-	-	(876.0)	-	-	-		
Hurricane Florence Disaster Recovery Reserve	-	-	-	-	-	-		
Information Technology Reserve	-	-	(184.0)	-	-	-		
Local Fiscal Recovery Reserve-ARPA	-	-	-	-	-	-		
Local Govt Coronavirus Relief Reserve	-	-	-	-	-	-		
Medicaid Contingency Reserve	-	-	(151.1)	-	-	-		
Medicaid Transformation Reserve	-	-	(246.0)	-	-	-		
NC GREAT Reserve	-	-	-	-	-	-		
Opioid Abatement Reserve	-	-	-	-	-	-		
Public School Contingency Reserve	-	-	-	-	-	-		
Repairs and Renovations Reserve	-	-	-	-	-	-		
SCIF General Fund Reserve	-	-	(2,931.3)	-	-	-		
Savings Reserve	-	-	(1,000.0)	-	-	-		
State Emergency Response/Disaster Reserve	-	-	(423.4)	-	-	-		
Unfunded Liability Solvency Reserve	-	-	-	-	-	-		
Wilmington Harbor Enhancements Reserve	-	-	-	-	-	-		
Unreserved Fund Balance	\$ 4,008.9	\$ 9,702.4	\$ 4,008.9	\$ 9,702.4	\$ 9,773.4	\$ 8,642.0		

Note that the schedule above represents net tax and non-tax collections and not gross collections. Tax revenues are presented net of refunds to taxpayers and various distributions to state and local entities based on legislation. A negative appropriation expenditure indicates that a budget code has actual receipts that exceed actual expenditures.

The schedule above presents monthly and year-to-date General Fund operations for the current and prior fiscal years as well as the annual budget and percent of budget realized or expended.



North Carolina Financial System

Office of State Controller

General Fund Reverting Net Tax and Non-Tax Revenues

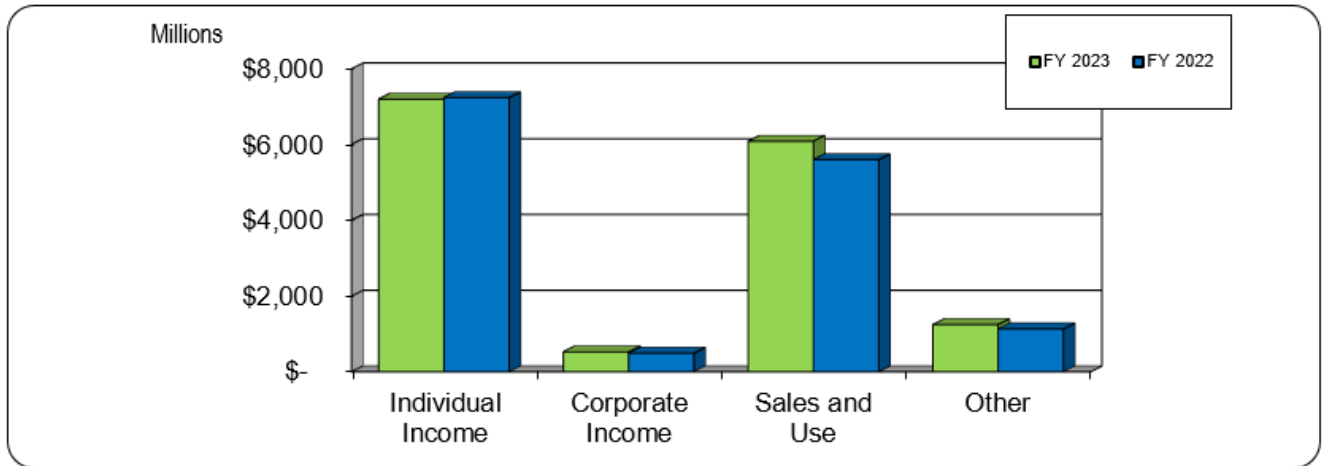
Monthly & Fiscal Year-To-Date as of December 31, 2022 and December 31, 2021

Expressed in Millions

	December				Year-To-Date Through December			
	FY 2023	FY 2022	Change	Percent of Change	FY 2023	FY 2022	Change	Percent of Change
Tax Revenues								
Beverage	\$ 49.1	\$ 46.9	\$ 2.2	4.7%	\$ 274.3	\$ 264.5	\$ 9.8	3.7%
Corporate Income	368.1	289.6	78.5	27.1%	524.7	489.9	34.8	7.1%
Estate	-	-	-	-	-	0.2	(0.2)	(100.0%)
Franchise	43.1	50.7	(7.6)	(15.0%)	455.4	416.1	39.3	9.4%
Freight Car Lines	-	-	-	-	0.1	-	0.1	100.0%
Gift	-	-	-	-	-	-	-	-
Individual Income	1,436.7	1,500.5	(63.8)	(4.3%)	7,193.9	7,234.3	(40.4)	(0.6%)
Insurance	0.2	0.7	(0.5)	(71.4%)	281.3	205.3	76.0	37.0%
Mill Machinery	-	-	-	-	(0.3)	0.7	(1.0)	(142.9%)
Other	-	-	-	-	0.1	-	0.1	-
Piped Natural Gas	-	-	-	-	-	-	-	-
Privilege License	0.3	1.0	(0.7)	(70.0%)	17.9	19.2	(1.3)	(6.8%)
Real Estate Conveyance Excise	9.0	13.5	(4.5)	(33.3%)	69.5	76.5	(7.0)	(9.2%)
Sales and Use	779.4	859.2	(79.8)	(9.3%)	6,081.1	5,597.6	483.5	8.6%
Scrap Tire Disposal	2.1	2.1	-	0.0%	9.4	8.1	1.3	16.0%
Soft Drinks Tax - Inactive	-	-	-	-	-	-	-	-
Solid Waste	(0.1)	0.4	(0.5)	(125.0%)	7.9	7.0	0.9	12.9%
Tobacco	17.8	21.5	(3.7)	(17.2%)	127.6	131.1	(3.5)	(2.7%)
White Goods Disposal	0.5	0.8	(0.3)	(37.5%)	3.0	3.0	-	0.0%
Total Tax Revenues	\$ 2,706.2	\$ 2,786.9	\$ (80.7)	(2.9%)	\$ 15,045.9	\$ 14,453.5	\$ 592.4	4.1%
Non-Tax Revenue								
Disproportionate Share	\$ -	\$ -	\$ -	-	\$ 130.2	\$ 115.4	\$ 14.8	12.8%
Highway Fund Transfer In	-	-	-	-	-	-	-	-
Insurance-Nontax	8.2	1.9	6.3	331.6%	18.7	24.2	(5.5)	(22.7%)
Judicial Fees	16.7	16.7	-	0.0%	105.3	100.6	4.7	4.7%
Master Settlement Agreement	-	-	-	-	-	22.8	(22.8)	(100.0%)
Other	10.1	9.9	0.2	2.0%	58.1	60.6	(2.5)	(4.1%)
Treasurer Investments	44.3	0.1	44.2	44,200.0%	180.1	6.0	174.1	2,901.7%
Total Non-Tax Revenue	\$ 79.3	\$ 28.6	\$ 50.7	177.3%	\$ 492.4	\$ 329.6	\$ 162.8	49.4%
Total Tax and Non-Tax Revenue	\$ 2,785.5	\$ 2,815.5	\$ (30.0)	(1.1%)	\$ 15,538.3	\$ 14,783.1	\$ 755.2	5.1%

**GENERAL FUND – REVERTING
ACTUAL TAX REVENUES**

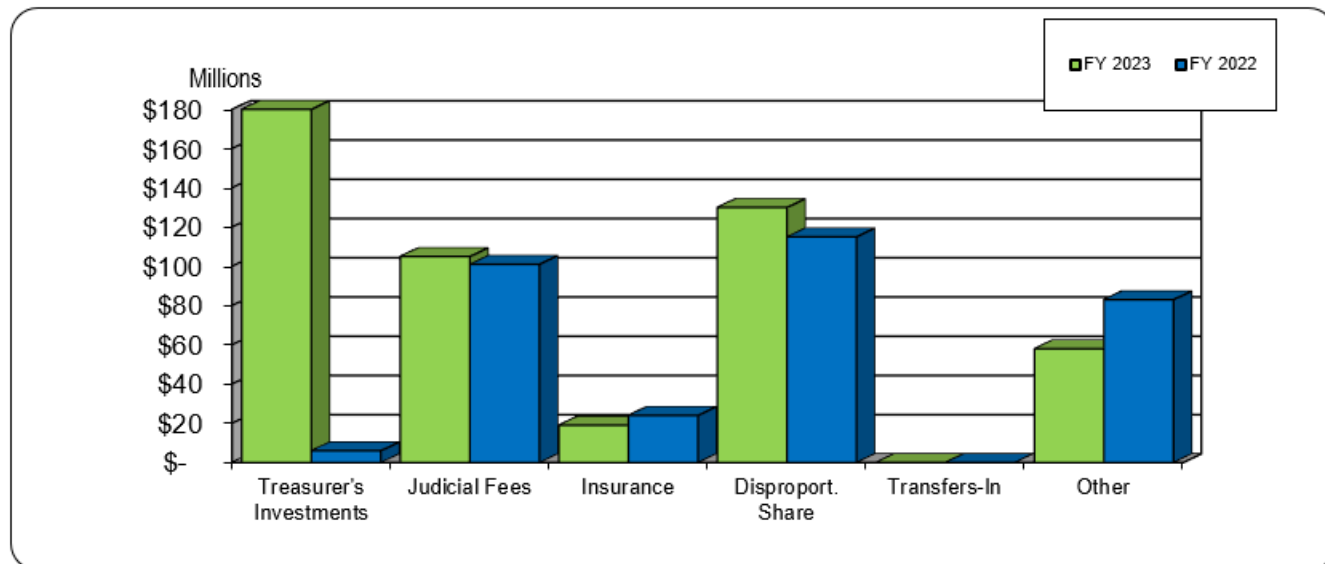
FISCAL YEAR-TO-DATE DECEMBER 31, 2022 AND DECEMBER 31, 2021



The graph above compares the year-to-date tax revenues for the current and prior fiscal years.

**GENERAL FUND – REVERTING
ACTUAL NON-TAX REVENUES**

FISCAL YEAR-TO-DATE DECEMBER 31, 2022 AND DECEMBER 31, 2021



The graph above compares the year-to-date non-tax revenues for the current and prior fiscal years.



North Carolina Financial System
Office of State Controller
General Fund - Reverting
Appropriation Expenditures

Fiscal Year-to-Date December 31, 2022 and December 31, 2021

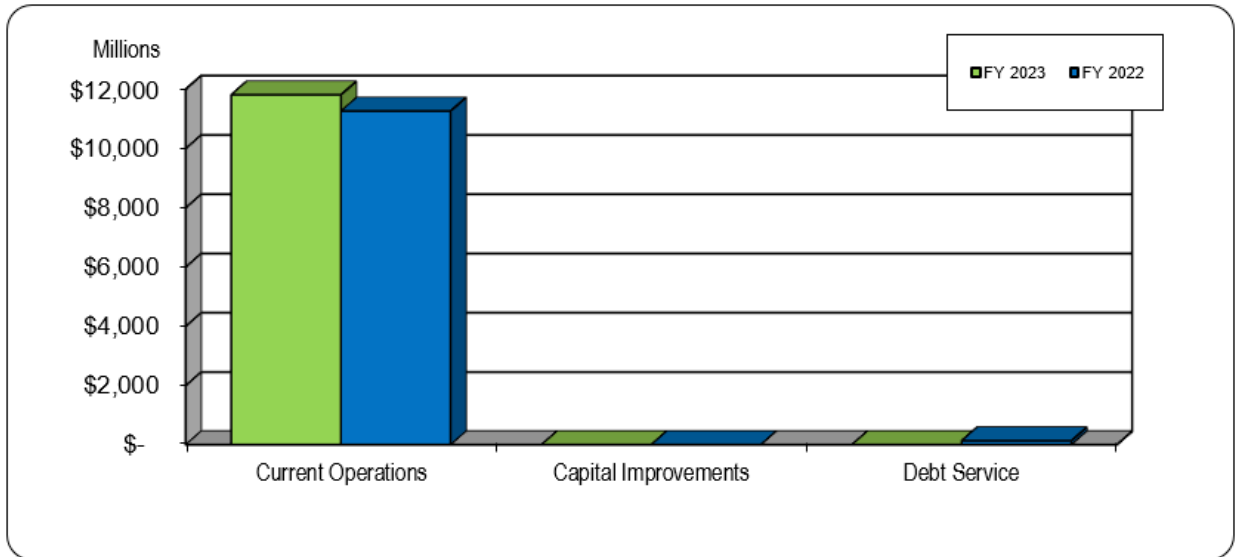
Expressed in Millions

	Appropriation Expenditures		Change	Percent Change	Percent of Total Appropriation Expenditures	
	FY 2023	FY 2022			FY 2023	FY 2022
Capital Improvements						
Funded by General Fund	\$ -	\$ -	\$ -	-	0.0%	0.0%
Total Capital Improvements	\$ -	\$ -	\$ -	-	0.0%	0.0%
Current Operations						
Agriculture	\$ 69.2	\$ 64.0	\$ 5.2	8.1%	0.6%	0.6%
Economic Development	94.3	91.3	3.0	3.3%	0.8%	0.8%
Education	7,160.0	6,816.4	343.6	5.0%	60.7%	59.8%
Environment & Natural Resources	144.0	126.6	17.4	13.7%	1.2%	1.1%
General Government	210.5	198.4	12.1	6.1%	1.8%	1.7%
Health and Human Services	2,748.2	2,461.0	287.2	11.7%	23.3%	21.6%
Operating Reserves/Rounding	(151.5)	-	(151.5)	-	(1.3%)	0.0%
Public Safety, Correction, and Regulation	1,531.9	1,502.4	29.5	2.0%	13.0%	13.2%
Total Current Operations	\$ 11,806.6	\$ 11,260.1	\$ 546.5	4.9%	100.0%	98.8%
Debt Service						
Debt Service	\$ (1.6)	\$ 133.7	\$ (135.3)	(101.2%)	(0.0%)	1.2%
Total Debt Service	\$ (1.6)	\$ 133.7	\$ (135.3)	(101.2%)	(0.0%)	1.2%
Total Appropriation Expenditures	\$ 11,805.0	\$ 11,393.8	\$ 411.2	3.6%	100.0%	100.0%

A negative appropriation expenditure indicates that a budget code has actual receipts that exceed actual expenditures.

The schedule above summarizes appropriation expenditures by function for the current and prior fiscal years.

GENERAL FUND – REVERTING
ACTUAL APPROPRIATION EXPENDITURES
FISCAL YEAR-TO-DATE DECEMBER 31, 2022 AND DECEMBER 31, 2021



The graph above compares appropriation expenditures by major category for the current and prior fiscal years.

Actual appropriation expenditures through December 2022 were more than actual appropriation expenditures through December 2021 by \$411.2 million, or 3.6%. Appropriation expenditures for current operations (exclusive of appropriation expenditures for capital improvements and debt service) through December 2022 were more than appropriation expenditures through December 2021 by \$546.5 million, or 4.9%.



North Carolina Financial System

Office of State Controller

General Fund - Reverting

Appropriation Expenditures, Budget, and Percent Expended
 Monthly & Fiscal Year-To-Date as of December 31, 2022 and December 31, 2021

Expressed in Millions

	Appropriation Expenditures				Budget		Percent of Budget Expended	
	December		Year-To-Date		Budget		Year-To-Date	
	FY 2023	FY 2022	FY 2023	FY 2022	FY 2023	FY 2022	FY 2023	FY 2022
Current Operations								
General Government								
Administration	\$ 5.8	\$ 4.5	\$ 25.7	\$ 23.5	\$ 62.1	\$ 61.2	41.4%	38.4%
Board of Elections	0.9	0.9	(1.0)	3.8	8.2	12.9	(12.2%)	29.5%
General Assembly	6.3	6.2	36.6	36.6	83.6	79.5	43.8%	46.0%
Governor's Office	0.5	0.5	2.5	2.5	6.0	5.7	41.7%	43.9%
Governor-Special Projects	-	-	-	-	-	-	-	-
Housing Finance Authority	-	-	30.3	5.3	40.7	10.7	74.4%	49.5%
Information Technology	11.9	1.9	32.4	23.4	74.7	89.4	43.4%	26.2%
Lieutenant Governor	0.1	0.1	0.6	0.5	1.2	1.2	50.0%	41.7%
Military and Veterans Affairs	0.5	0.6	6.2	5.2	12.4	11.6	50.0%	44.8%
Office of Administrative Hearings	0.6	0.4	3.2	2.9	7.5	6.8	42.7%	42.6%
Office of State Budget	0.8	0.7	5.5	4.2	11.2	14.8	49.1%	28.4%
Office of State Budget - Special	-	-	(29.5)	-	15.5	31.9	(190.3%)	0.0%
Office of State Human Resources	0.6	-	5.2	-	10.1	9.3	51.5%	0.0%
Office of the State Controller	2.7	2.1	12.3	10.6	32.6	28.2	37.7%	37.6%
Revenue	7.3	6.0	47.5	47.0	115.7	110.7	41.1%	42.5%
Secretary of State	1.3	1.5	8.1	7.3	17.8	16.7	45.5%	43.7%
State Auditor	1.3	0.6	6.2	6.6	17.8	16.2	34.8%	40.7%
State Planning - Inactive	-	-	-	-	-	-	-	-
State Treasurer-Administration	0.3	(2.2)	2.0	2.1	5.3	5.0	37.7%	42.0%
State Treasurer-Retirement	0.1	0.5	16.6	16.9	33.2	32.9	50.0%	51.4%
Sub-Total	\$ 41.0	\$ 24.3	\$ 210.4	\$ 198.4	\$ 555.6	\$ 544.7	37.9%	36.4%
Reserve - Budget Transparency	\$ -	\$ -	\$ -	\$ -	\$ -	\$ -	-	-
Reserve - Compensation Increase	-	-	-	-	-	-	-	-
Reserve - Contingency/Emergency	-	-	-	-	-	-	-	-
Reserve - ERP	-	-	-	-	-	-	-	-
Reserve - Enrollment	-	-	-	-	-	-	-	-
Reserve - Eugenic Sterilization Compensation	-	-	-	-	-	-	-	-
Reserve - Film & Entertainment	-	-	-	-	-	-	-	-
Reserve - Future Benefit Needs	-	-	-	-	-	-	-	-
Reserve - General Fund Reverting Funds	-	-	(151.5)	-	-	-	-	-

Reserve - Golden LEAF	-	-	-	-	-	-	-	-	-
Reserve - IT Fund	-	-	-	-	-	-	-	-	-
Reserve - JDIG	-	-	-	-	-	-	-	-	-
Reserve - Minimum of Market Adj	-	-	-	-	-	-	-	-	-
Reserve - NC GEAR	-	-	-	-	-	-	-	-	-
Reserve - NCGA Litigation	-	-	-	-	-	-	-	-	-
Reserve - One NC Fund	-	-	-	-	-	-	-	-	-
Reserve - Pending Legislation	-	-	-	-	-	-	-	-	-
Reserve - Public Schools ADM	-	-	-	-	-	-	-	-	-
Reserve - Retirement Rate Adj	-	-	-	-	-	-	-	-	-
Reserve - Review of Compensation Plan	-	-	-	-	(3.5)	-	0.0%	-	-
Reserve - Salary Adjustment	-	-	-	-	36.5	-	0.0%	-	-
Reserve - Severance	-	-	-	-	-	-	-	-	-
Reserve - St Emp Comprehensive	-	-	-	-	-	-	-	-	-
Reserve - State Emergency Resp & Disaster	-	-	-	-	-	-	-	-	-
Reserve - Transfer to DOT	-	-	-	-	-	-	-	-	-
Reserve - UI Insurance Reserve	-	-	-	-	-	-	-	-	-
Reserve - UNC Enrollment Growth	-	-	-	-	-	-	-	-	-
Reserve - Workers' Compensation	-	-	-	-	-	-	-	-	-
Reserve - Automated Fraud Detection Development	-	-	-	-	-	-	-	-	-
Reserve - Continuation/Justification	-	-	-	-	-	-	-	-	-
Reserve - Controller Fraud Detection	-	-	-	-	-	-	-	-	-
Reserve - Eliminated Positions	-	-	-	-	-	-	-	-	-
Reserve - Global Trans Park Loan Repayment	-	-	-	-	-	-	-	-	-
Reserve - Management Flexibility	-	-	-	-	-	-	-	-	-
Reserve - Medicaid Risk	-	-	-	-	-	-	-	-	-
Reserve - NC Promise Tuition Plan	-	-	-	-	-	-	-	-	-
Reserve - Retirees Premium	-	-	-	-	-	-	-	-	-
Reserve - Statewide Compensation Study	-	-	-	-	-	-	-	-	-
Reserve - Voter Information Verification Act	-	-	-	-	-	-	-	-	-
SCIF	-	-	-	-	-	-	-	-	-
Sub-Total	\$ -	\$ -	\$ (151.5)	\$ -	\$ 33.0	\$ -	(459.1%)	-	-
Total General Government	\$ 41.0	\$ 24.3	\$ 58.9	\$ 198.4	\$ 588.6	\$ 544.7	10.0%	36.4%	-
Education									
Community Colleges	\$ 124.3	\$ 126.8	\$ 580.4	\$ 548.3	\$ 1,358.4	\$ 1,316.2	42.7%	41.7%	-
Public Instruction	972.2	1,039.5	5,207.5	5,104.3	11,277.8	10,602.8	46.2%	48.1%	-
Sub-Total	\$ 1,096.5	\$ 1,166.3	\$ 5,787.9	\$ 5,652.6	\$ 12,636.2	\$ 11,919.0	45.8%	47.4%	-
University System									
Appalachian State University	\$ 21.7	\$ 38.8	\$ 81.6	\$ 77.4	\$ 186.9	\$ 150.3	43.7%	51.5%	-
ECU - Health Affairs	6.2	6.7	29.5	30.0	90.7	81.8	32.5%	36.7%	-
East Carolina University	21.4	25.0	76.8	73.1	267.4	237.0	28.7%	30.8%	-
Elizabeth City State University	5.8	4.7	17.0	15.7	47.2	35.8	36.0%	43.9%	-
Fayetteville State University	7.5	7.9	33.7	24.7	80.2	55.2	42.0%	44.7%	-
NCSU - Academic Affairs	5.3	9.9	113.0	114.2	514.1	443.0	22.0%	25.8%	-
NCSU - Agricultural Extension Service	3.8	3.9	20.9	20.6	44.4	41.5	47.1%	49.6%	-
NCSU - Agricultural Research	4.7	4.8	27.6	26.6	59.2	55.8	46.6%	47.7%	-

North Carolina A&T University	2.4	20.0	34.8	36.8	129.6	106.3	26.9%	34.6%
North Carolina Central University	12.7	13.7	36.8	41.8	94.0	91.0	39.1%	45.9%
North Carolina Sch of Science & Mathematics	3.4	2.7	18.9	11.4	41.2	30.4	45.9%	37.5%
UNC - Chapel Hill Academic Affairs	32.1	(11.0)	98.9	62.0	329.5	304.4	30.0%	20.4%
UNC - Chapel Hill Area Health Affairs	3.0	4.9	17.8	16.5	55.3	54.7	32.2%	30.2%
UNC - Chapel Hill Health Affairs	24.8	22.9	96.1	88.7	230.7	207.1	41.7%	42.8%
UNC - GA Institutional Programs and Facilities	0.9	-	0.9	1.0	38.8	272.9	2.3%	0.4%
UNC - GA Related Educational Programs	9.6	0.1	32.4	30.8	120.2	122.9	27.0%	25.1%
UNC- GA Aid to Private Institutions	16.3	5.1	286.9	182.3	327.0	231.6	87.7%	78.7%
University of North Carolina - General Admin	6.1	4.0	23.0	20.2	47.6	46.9	48.3%	43.1%
University of North Carolina Sch of the Arts	2.9	2.8	14.1	14.3	39.5	33.9	35.7%	42.2%
University of North Carolina at Asheville	5.4	5.6	16.6	18.8	50.8	50.6	32.7%	37.2%
University of North Carolina at Charlotte	10.1	(2.6)	44.6	44.0	309.8	265.8	14.4%	16.6%
University of North Carolina at Greensboro	14.6	16.7	65.0	61.7	197.9	184.1	32.8%	33.5%
University of North Carolina at Pembroke	6.7	6.5	34.9	27.9	100.0	78.3	34.9%	35.6%
University of North Carolina at Wilmington	18.8	15.7	71.2	53.5	192.2	147.9	37.0%	36.2%
Western Carolina University	10.3	10.3	56.3	49.3	153.5	133.7	36.7%	36.9%
Winston-Salem State University	9.7	8.0	22.8	20.5	71.4	65.0	31.9%	31.5%
Total University System	\$ 266.2	\$ 227.1	\$ 1,372.1	\$ 1,163.8	\$ 3,819.1	\$ 3,527.9	35.9%	33.0%
Total Education	\$ 1,362.7	\$ 1,393.4	\$ 7,160.0	\$ 6,816.4	\$ 16,455.3	\$ 15,446.9	43.5%	44.1%
Agriculture								
Agriculture and Consumer Services	\$ 10.2	\$ 25.0	\$ 69.2	\$ 64.0	\$ 176.6	\$ 169.8	39.2%	37.7%
Total Agriculture	\$ 10.2	\$ 25.0	\$ 69.2	\$ 64.0	\$ 176.6	\$ 169.8	39.2%	37.7%
Economic Development								
Commerce	\$ 0.50	\$ 2.30	\$ 5.60	\$ 7.60	\$ 13.80	\$ 12.30	40.6%	61.8%
Commerce-Economic Development	0.5	32.8	82.1	75.1	164.1	276.8	50.0%	27.1%
Commerce-State Aid	2.0	8.6	6.6	8.6	21.7	34.3	30.4%	25.1%
Total Economic Development	\$ 3.0	\$ 43.7	\$ 94.3	\$ 91.3	\$ 199.6	\$ 323.4	47.2%	28.2%
Environment & Natural Resources								
Environmental Quality	\$ 5.5	\$ 7.2	\$ 36.3	\$ 33.0	\$ 106.3	\$ 106.9	34.1%	30.9%
Natural and Cultural Resources	29.0	19.8	99.1	87.0	238.7	227.1	41.5%	38.3%
Roanoke Island Commission	-	-	-	0.3	-	-	-	-
Wildlife Resources	0.6	1.6	8.6	6.3	23.8	12.9	36.1%	48.8%
Total Environment & Natural Resources	\$ 35.1	\$ 28.6	\$ 144.0	\$ 126.6	\$ 368.8	\$ 346.9	39.0%	36.5%
Health and Human Services								
Aging	\$ 2.9	\$ 4.1	\$ 26.9	\$ 23.8	\$ 52.6	\$ 50.5	51.1%	47.1%
Child Development	3.9	7.1	97.2	94.5	252.0	242.7	38.6%	38.9%
Child and Family Well-Being	(1.5)	-	(6.3)	-	-	-	-	-
DHHS-Administration	16.1	(48.9)	98.5	61.9	194.5	192.7	50.6%	32.1%
Education Services - Inactive	-	-	-	-	-	-	-	-
Health Services	11.8	28.5	79.8	76.8	177.0	168.1	45.1%	45.7%
Health Services Regulations	3.0	(0.1)	3.2	1.7	23.1	25.0	13.9%	6.8%
Medical Assistance	168.2	13.2	1,949.3	1,786.1	4,724.4	4,030.1	41.3%	44.3%
Mental Health/DD/SAS	80.0	43.3	402.1	333.9	848.1	843.1	47.4%	39.6%
NC Health Choice	-	-	-	-	-	-	-	-
Services for the Blind and Deaf/HH	2.8	1.5	5.9	4.3	9.1	8.9	64.8%	48.3%

Social Services	20.3	13.5	77.2	61.9	227.7	219.6	33.9%	28.2%
Vocational Rehabilitation	(2.5)	2.5	14.4	16.0	42.2	41.7	34.1%	38.4%
Total Health and Human Services	\$ 305.0	\$ 64.7	\$ 2,748.2	\$ 2,460.9	\$ 6,550.7	\$ 5,822.4	42.0%	42.3%
Public Safety, Correction, and Regulation								
Adult Correction	\$ 226.9	\$ -	\$ 811.5	\$ -	\$ 1,915.3	\$ -	42.4%	-
Insurance	(23.3)	2.9	(7.4)	20.3	66.9	53.5	(11.1%)	37.9%
Insurance-GF	(0.7)	0.1	1.4	2.3	11.2	9.0	12.5%	25.6%
Judicial	56.9	62.5	360.1	310.6	715.5	672.4	50.3%	46.2%
Judicial-Indigent Defense	12.2	11.3	63.2	58.7	140.4	136.7	45.0%	42.9%
Justice	4.2	2.3	33.6	26.2	63.5	65.1	52.9%	40.2%
Labor	2.5	2.2	11.3	8.6	24.7	21.4	45.7%	40.2%
Public Safety	(29.7)	230.3	258.2	1,075.7	625.1	2,468.4	41.3%	43.6%
Total Public Safety, Correction, and Regulation	\$ 249.0	\$ 311.6	\$ 1,531.9	\$ 1,502.4	\$ 3,562.6	\$ 3,426.5	43.0%	43.8%
Rounding [*]	0.2	0.1	0.1	0.1				
Total Current Operations	\$ 2,006.2	\$ 1,891.4	\$ 11,806.6	\$ 11,260.1	\$ 27,902.2	\$ 26,080.6	42.3%	43.2%
Capital Improvements								
Funded by General Fund	\$ -	\$ -	\$ -	\$ -	\$ -	\$ -	-	-
Total Capital Improvements	\$ -	\$ -	\$ -	\$ -	\$ -	\$ -	-	-
Debt Service								
Debt Service	\$ 49.4	\$ 55.2	\$ (1.6)	\$ 132.0	\$ -	\$ -	-	-
Debt Service-Federal	-	-	-	1.6	-	-	-	-
Total Debt Service	\$ 49.4	\$ 55.2	\$ (1.6)	\$ 133.6	\$ -	\$ -	-	-
Total Appropriation Expenditures	\$ 2,055.6	\$ 1,946.6	\$ 11,805.0	\$ 11,393.7	\$ 27,902.2	\$ 26,080.6	42.3%	43.7%

The schedule above presents monthly and year-to-date appropriation expenditures by major function and agency with comparison to the fiscal year budget.

[*] In disclosing the detail appropriation expenditures of 98 agencies/entities rounded to the millions of dollars, the "Rounding" category allows the most accurate presentation of individual agency and major General Fund category amounts.



North Carolina Financial System

Office of State Controller

General Fund Unreserved Cash

Schedule of Receipts and Disbursements by Function and Agency

Monthly & Fiscal Year-To-Date as of December 31, 2022

Expressed in Thousands

	Receipts		Disbursements	
	December	Year-To-Date	December	Year-To-Date
Agriculture				
Agriculture and Consumer Services	\$ 9,167	\$ 64,176	\$ 19,416	\$ 133,422
Total Agriculture	\$ 9,167	\$ 64,176	\$ 19,416	\$ 133,422
Capital Improvement				
Funded by General Fund	\$ -	\$ -	\$ -	\$ -
Total Capital Improvement	\$ -	\$ -	\$ -	\$ -
Debt Service				
Debt Service	\$ 107	\$ 76,777	\$ 49,546	\$ 75,187
Debt Service-Federal	-	-	-	-
Total Debt Service	\$ 107	\$ 76,777	\$ 49,546	\$ 75,187
Economic Development				
Commerce	\$ 5,469	\$ 24,837	\$ 5,956	\$ 30,445
Commerce-Economic Development	-	36,110	500	118,184
Commerce-State Aid	-	63,281	2,047	69,923
Total Economic Development	\$ 5,469	\$ 124,228	\$ 8,503	\$ 218,552
Education				
Community Colleges	\$ 47,043	\$ 418,470	\$ 171,402	\$ 998,833
Public Instruction	425,040	2,240,897	1,397,216	7,448,421
UNC System	257,088	2,049,924	523,279	3,422,047
Total Education	\$ 729,171	\$ 4,709,291	\$ 2,091,897	\$ 11,869,301
Environment & Natural Resources				
Environmental Quality	\$ 6,313	\$ 49,152	\$ 11,776	\$ 85,419
Natural and Cultural Resources	3,136	56,395	32,181	155,510
Roanoke Island Commission	-	-	-	-
Wildlife Resources	7,426	45,320	8,052	53,885
Total Environment & Natural Resources	\$ 16,875	\$ 150,867	\$ 52,009	\$ 294,814
General Government				
Administration	\$ 765	\$ 10,603	\$ 6,576	\$ 36,298
Board of Elections	-	5,641	947	4,637
General Assembly	37	557	6,318	37,164
Governor's Office	98	867	562	3,350
Governor-Special Projects	-	-	-	-
Housing Finance Authority	-	-	-	30,330
Information Technology	771	7,902	12,706	40,256
Lieutenant Governor	-	5	98	610

Military and Veterans Affairs	3	1,298	530	7,472
Office of Administrative Hearings	84	639	635	3,872
Office of State Budget	238	1,009	1,019	6,484
Office of State Budget - Special	-	83,300	-	53,817
Office of State Human Resources	7	883	588	6,091
Office of the State Controller	172	1,734	2,829	14,066
Reserve - Budget Transparency	-	-	-	-
Reserve - Compensation Increase	-	-	-	-
Reserve - Contingency/Emergency	-	-	-	-
Reserve - ERP	-	25,000	-	25,000
Reserve - Enrollment	-	-	-	-
Reserve - Eugenic Sterlization Compensation	-	-	-	-
Reserve - Film & Entertainment	-	-	-	-
Reserve - Future Benefit Needs	-	-	-	-
Reserve - General Fund Reverting Funds	-	151,524	-	-
Reserve - Golden LEAF	-	-	-	-
Reserve - IT Fund	-	-	-	-
Reserve - JDIG	-	-	-	-
Reserve - Minimum of Market Adj	-	-	-	-
Reserve - NC GEAR	-	-	-	-
Reserve - NCGA Litigation	-	-	-	-
Reserve - One NC Fund	-	-	-	-
Reserve - Pending Legislation	-	-	-	-
Reserve - Public Schools ADM	-	-	-	-
Reserve - Retirement Rate Adj	-	-	-	-
Reserve - Review of Compensation Plan	-	-	-	-
Reserve - Salary Adjustment	-	-	-	-
Reserve - Severance	-	-	-	-
Reserve - St Emp Comprehensive	-	-	-	-
Reserve - State Emergency Resp & Disaster	-	-	-	-
Reserve - Transfer to DOT	-	-	-	-
Reserve - UI Insurance Reserve	-	-	-	-
Reserve - UNC Enrollment Growth	-	-	-	-
Reserve - Workers' Compensation	-	-	-	-
Reserve-Other	-	-	-	-
Revenue	4,938	31,352	12,284	78,860
SCIF	-	-	-	-
Secretary of State	167	887	1,449	8,996
State Auditor	516	4,328	1,853	10,553
State Planning - Inactive	-	-	-	-
State Treasurer-Administration	3,684	21,646	4,022	23,619
State Treasurer-Retirement	-	321	100	16,967
Total General Government	\$ 11,480	\$ 349,496	\$ 52,516	\$ 408,442
Health and Human Services				
Aging	\$ 8,632	\$ 44,816	\$ 11,590	\$ 71,734
Child Development	70,648	528,374	74,531	625,513
Child and Family Well-Being	41,205	160,385	39,727	154,086

DHHS-Administration	71,430	1,176,406	87,503	1,274,898
Education Services - Inactive	-	-	-	-
Health Services	36,408	270,072	48,188	349,867
Health Services Regulations	2,105	32,053	5,128	35,278
Medical Assistance	1,469,644	9,767,308	1,637,882	11,716,611
Mental Health/DD/SAS	54,361	541,296	134,350	943,418
NC Health Choice	-	-	-	-
Services for the Blind and Deaf/HH	1,689	14,828	4,455	20,658
Social Services	82,987	618,499	103,336	695,729
Vocational Rehabilitation	13,578	51,056	11,048	65,484
Total Health and Human Services	\$ 1,852,687	\$ 13,205,093	\$ 2,157,738	\$ 15,953,276
Public Safety, Correction, and Regulation				
Adult Correction	\$ 16	\$ 4,898	\$ 226,947	\$ 816,423
Insurance	27,874	33,986	4,624	26,624
Insurance-GF	1,946	6,271	1,209	7,645
Judicial	153	17,191	57,005	377,299
Judicial-Indigent Defense	741	16,688	12,908	79,837
Justice	6,001	22,892	10,201	56,538
Labor	1,292	9,801	3,837	21,137
Public Safety	147,300	739,781	117,589	997,952
Total Public Safety, Correction, and Regulation	\$ 185,323	\$ 851,508	\$ 434,320	\$ 2,383,455
Non-Tax Revenue				
Disproportionate Share	\$ -	\$ 130,175	\$ -	\$ -
Highway Fund Transfer In	-	-	-	-
Insurance-Nontax	6,575	6,575	-	-
License & Fees-Nontax	2,266	15,701	601	3,607
Judicial Fees	16,676	105,333	-	73
Master Settlement Agreement	-	-	-	-
ABC Board	-	-	-	-
Banking & Investment Fees	363	1,346	-	-
Board of Elections	5	65	-	55
CI Appropriation	-	-	-	-
DHHS	-	1,595	-	-
DPS - ABC Board	434	3,143	122	622
DWI Restoration Fees	-	-	-	-
DWI Service Fees	231	1,486	-	-
Deed Mortgage Registration Fee	523	3,724	418	2,979
Eastern Region Eco Dev Comm	-	-	-	-
Fees & Penalties	415	2,863	580	2,448
Gas & Oil Inspection	119	1,777	-	1,192
Intra State Transfer	129	907	-	-
Miscellaneous	-	113	-	-
Parole Supervision Fees	71	458	-	-
Probation Supervision Fees	554	3,464	-	-
Risk Pool Reversion	-	-	-	-
Rural Center Reversion	-	-	-	-
Sales & Use	1,597	7,315	-	-

Sales Tax Refund	67	563	-	-
Secretary of State-Nontax	6,771	36,936	56	347
Treasurer Investments	44,267	180,068	-	-
Total Non-Tax Revenue	\$ 81,063	\$ 503,607	\$ 1,777	\$ 11,323
Tax Revenues				
Beverage	\$ 49,104	\$ 295,671	\$ 10	\$ 21,337
Corporate Income	380,795	671,452	12,670	146,788
Estate	-	-	-	-
Franchise	44,503	465,809	1,346	10,402
Freight Car Lines	4	58	-	5
Gift	-	9	-	-
Individual Income	1,502,941	7,710,906	66,229	516,997
Insurance	324	332,557	145	51,265
Mill Machinery	-	28	-	312
Miscellaneous	-	-	-	-
Severance	-	76	-	-
Piped Natural Gas	-	-	-	-
Privilege License	381	18,153	43	282
Real Estate Conveyance Excise	9,023	69,511	-	-
Sales and Use	1,498,292	9,175,546	718,927	3,094,491
Scrap Tire Disposal	2,118	14,758	37	5,327
Soft Drinks Tax - Inactive	-	-	-	-
Solid Waste	-	14,160	137	6,227
Tobacco	20,156	145,183	2,386	17,604
White Goods Disposal	628	4,164	36	1,185
Total Tax Revenues	\$ 3,508,269	\$ 18,918,041	\$ 801,966	\$ 3,872,222
Total Reverting	\$ 6,399,611	\$ 38,953,084	\$ 5,669,688	\$ 35,219,994
Beginning Unreserved Cash	\$ 7,165,723			
Year-To-Date Receipts	38,953,084			
Year-To-Date Disbursements	35,219,994			
Reservations	-			
American Recovery Plan Act Reserve	-			
Carry Forward Reserve	-			
Clean Water Drinking Water Reserve	(325,980)			
Coronavirus Capital Projects Reserve	-			
Coronavirus Relief Reserve	-			
Earthquake Disaster Recovery Reserve	-			
Economic Development Project Reserve	(876,000)			
Federal Infrastructure Match Reserve	(106,000)			
Housing Reserve	(205,000)			
Hurricane Florence Disaster Recovery Reserve	-			
Information Technology Reserve	(184,000)			
Local Fiscal Recovery Reserve-ARPA	-			
Local Govt Coronavirus Relief Reserve	-			
Local Project Reserve	(80,115)			
Medicaid Contingency Reserve	(151,140)			

Medicaid Transformation Reserve	(246,000)		
NC GREAT Reserve	-		
Opioid Abatement Reserve	-		
Public School Contingency Reserve	-		
Public School Need Based Capital Reserve	(100,000)		
Repairs and Renovations Reserve	-		
Retiree Supplement Reserve	(35,955)		
SCIF General Fund Reserve	(2,931,306)		
Savings Reserve	(1,000,000)		
Stabilization and Inflation Reserve	(200,000)		
State Emergency Response/Disaster Reserve	(423,399)		
Unfunded Liability Solvency Reserve	-		
Wilmington Harbor Enhancements Reserve	-		
World University Games Reserve	(25,000)		
Ending Unreserved Cash	\$ 4,008,918		



North Carolina Financial System
Office of State Controller
General Fund Non-reverting Departmental Cash

Schedule of Receipts and Disbursements by Function and Agency

Monthly & Fiscal Year-to-Date as of December 31, 2022

Expressed in Thousands

	Beginning Cash	Receipts		Expenditures		Year-To-Date Ending Cash
		December	Year-To-Date	December	Year-To-Date	
Agriculture						
Agriculture and Consumer Services	\$ 127,281	\$ 1,559	\$ 66,960	\$ 5,292	\$ 64,730	\$ 129,511
Total Agriculture	\$ 127,281	\$ 1,559	\$ 66,960	\$ 5,292	\$ 64,730	\$ 129,511
Debt Service						
State Treasurer-Bond Refund	\$ -	\$ -	\$ -	\$ -	\$ -	\$ -
State Treasurer-Retirement	-	46,184	48,205	46,184	48,205	-
Total Debt Service	\$ -	\$ 46,184	\$ 48,205	\$ 46,184	\$ 48,205	\$ -
Economic Development						
Commerce-CDBG	\$ 14,215	\$ 21	\$ 87	\$ -	\$ -	\$ 14,302
Commerce-Div of Employ Sec	34,712	6,863	69,167	6,752	68,387	35,492
Commerce-Floyd Relief	1	-	-	-	1	-
Commerce-IT Projects	969	150	1,151	-	250	1,870
Commerce-Special Revenue	339,196	139,843	549,196	42,336	448,116	440,276
Commerce-Trust	77	-	-	-	-	77
Total Economic Development	\$ 389,170	\$ 146,877	\$ 619,601	\$ 49,088	\$ 516,754	\$ 492,017
Education						
Community Colleges-IT Projects	\$ 51,736	\$ -	\$ 4,054	\$ 924	\$ 2,475	\$ 53,315
Community Colleges-Special Rev	12,978	2,574	11,268	3,557	9,607	14,639
Community Colleges-Trust	22,912	23	455	102	8,401	14,966
Public Instruction-IT Projects	57,955	4	37,858	86	2,403	93,410
Public Instruction-Internal Service	144,519	192	2,315	207	38,149	108,685
Public Instruction-Local Payroll	769	5,427	33,998	5,193	32,781	1,986
Public Instruction-Pub Sch Bldg Fund	763,628	33,282	391,790	12,872	70,357	1,085,061
Public Instruction-School Technology	16,341	183	18,666	932	7,409	27,598
Public Instruction-Special Revenue	23,789	847	13,316	111	3,681	33,424
Public Instruction-Trust	13,703	26	12,999	-	8,165	18,537
Total Education	\$ 1,108,330	\$ 42,558	\$ 526,719	\$ 23,984	\$ 183,428	\$ 1,451,621
Environment & Natural Resources						
Aquariums	\$ 3,589	\$ -	\$ 25	\$ -	\$ 56	\$ 3,558
C W M T F	77,102	5,405	30,665	3,166	13,455	94,312
EQ-Clean Water Mgmt Trust Fund	-	-	-	-	-	-
EQ-Loans for Water & Wastewater	761	-	-	-	-	761
Environmental Quality	94,759	14	48,226	1,997	31,876	111,109
Environmental Quality-Disaster	38,434	-	60	250	1,471	37,023

Land & Water Conservation Fund	-	1,518	12,158	1,608	5,370	6,788
Natural & Cultural Res-LWS	1,523	6	2,514	-	-	4,037
Natural and Cultural Res-Int Bearing	22	8	31	3	25	28
Natural and Cultural Resources	3,872	3,247	24,259	2,786	16,977	11,154
Parks & Recreation Trust Fund	15,933	5,127	21,557	1,230	6,059	31,431
Wildlife	18,209	3,461	34,538	5,139	33,990	18,757
Total Environment & Natural	\$ 254,204	\$ 18,786	\$ 174,033	\$ 16,179	\$ 109,279	\$ 318,958
General Government						
Administration	\$ 74,314	\$ 5,507	\$ 39,006	\$ 9,336	\$ 39,459	\$ 73,861
Board of Elections	2,760	94	352	(16)	2,885	227
DMVA - Special Revenue	15,811	22	342	-	383	15,770
DMVA-Special Revenue	-	-	-	-	-	-
General Assembly	16,064	28	16,638	375	3,532	29,170
Governor's Office	167,643	96,001	697,897	125,812	672,662	192,878
Governor's Office-Disaster Relief	-	-	216,600	-	216,599	1
Information Technology	36,179	9,726	22,652	1,691	13,892	44,939
NC Infrastructure Finance Corp	-	3,363	26,982	3,363	26,982	-
OSBM ECONOMIC DEVELOPMENT ADMINISTRATION (EDA-ARPA)	-	-	78	-	78	-
OSBM-ARP Homeowners Assistance	246,245	325	1,443	19,416	48,967	198,721
OSBM-ARP State & Local Fiscal Recovery Fund	4,137,152	5,476	22,192	16,692	514,986	3,644,358
OSBM-Covid 19 Recovery Act	40,986	173	7,057	-	47,841	202
OSBM-Earthquake Disaster Recovery	11,633	12	69	954	4,817	6,885
OSBM-Emergency Rental Assistance	149,122	1,539	35,161	4,206	63,170	121,113
OSBM-IT Projects	661	-	-	-	-	661
OSBM-Rural Health Care Stabilization	8,191	12	50	-	-	8,241
OSBM-SCIF	1,661,845	-	2,681,306	70,799	825,973	3,517,178
OSBM-Tropical Storm Fred DR	35,506	-	5,169	1,559	8,612	32,063
Office of Administrative Hearings	2,236	-	219	3	18	2,437
Payroll Imprest Fund	-	1,297,108	7,601,321	1,297,108	7,601,321	-
Revenue-E 911 Fee	3,356	1,110	7,543	1,336	8,558	2,341
Revenue-IT Project	121	-	-	-	-	121
Revenue-Lee Act Credits	294	-	-	-	-	294
Revenue-Project Collect	47,906	5,516	26,767	3,100	19,015	55,658
Revenue-Tax Distribution	14,746	582,871	3,218,173	582,872	3,230,639	2,280
Revenue-Tax Transfer Fees	5,651	246	1,645	46	1,421	5,875
State Controller	47,392	2,150	60,448	2,299	40,316	67,524
State Treasurer	7,243	657	4,316	489	2,252	9,307
State Treasurer-Basis Swap	-	-	-	-	-	-
State Treasurer-Blount St. Properties	-	-	-	-	-	-
Statewide-Worker's Comp Plan	5,500	6,309	35,742	6,992	35,616	5,626
Total General Government	\$ 6,738,557	\$ 2,018,245	\$ 14,729,168	\$ 2,148,432	\$ 13,429,994	\$ 8,037,731
Health and Human Services						
Aging	\$ 58	\$ -	\$ 240	\$ -	\$ 240	\$ 58
Child Development	-	-	-	-	-	-
Child and Family Well-Being	-	15,786	64,477	15,786	64,478	(1)

DHHS-Administration	111,977	4,445	72,681	4,712	46,465	138,193
Health Services	62,751	336	35,152	1,020	38,096	59,807
Health Services Regulations	38,465	404	1,247	272	2,095	37,617
Medical Assistance	515,306	13,262	137,031	11,860	132,451	519,886
Mental Health/DD/SAS	450	-	5	-	-	455
Services for the Blind and Deaf/HH	-	-	-	-	-	-
Social Services	10,721	98	9,492	1,430	9,773	10,440
Vocational Rehabilitation	-	-	-	-	-	-
Total Health and Human Services	\$ 739,728	\$ 34,331	\$ 320,325	\$ 35,080	\$ 293,598	\$ 766,455
Public Safety, Correction, and Regulation						
Adult Correction	\$ -	\$ -	\$ -	\$ -	\$ -	\$ -
Insurance	6,085	79	826	15	3,512	3,399
Labor	-	-	1,500	-	750	750
Office of the Courts	5,790	12	7,201	172	4,480	8,511
Public Safety	256,740	24,304	625,420	35,164	581,366	300,794
Total Public Safety, Correction, and Regulation	\$ 268,615	\$ 24,395	\$ 634,947	\$ 35,351	\$ 590,108	\$ 313,454
Total Non-reverting	\$ 9,625,885	\$ 2,332,935	\$ 17,119,958	\$ 2,359,590	\$ 15,236,096	\$ 11,509,747

GLOSSARY

American Recovery Plan Act Reserve (Senate Bill 172, Session Law 2021-25) – Established as a reserve in the General Fund. The purpose is to maintain federal funds received from the American Rescue Plan Act, P.L. 117-2, which provides additional relief to address the continued impact of COVID-19.

Appropriation Expenditures – The net of expenditures and receipts of reverting funds.

Beverage Taxes Payable (Chapter 105, Article 2C) – Excise taxes collected on the sale of beer and wine that are payable annually to counties and cities within 60 days after March 31 of each year.

Budget (Appropriation Expenditures) – Total appropriation expenditures as enacted by legislation and detail adjustments by the Office of State Budget and Management.

Budget (Revenues) – Total revenues as enacted by legislation and forecasted detail by the Office of State Budget and Management.

Carryforward Reserve – Session Law 2014-10, Section 6.7 directed a review of current practices to improve budgeting of the General Fund. An implemented recommendation from this review was the process of transferring carryforward funds to a cash reserve at year end. This process is for State agencies only. No university funds are included.

Clean Water and Drinking Water Reserve (House Bill 103, Session Law 2022-74, Section 2.2.(p)) – Established as a reserve in the General Fund. This Reserve shall make funds available to the Department of Environmental Quality (Department) to use for clean water and drinking water projects. Funds in excess of the amounts needed for the projects listed in subsection (e) of Section 12.9 may be used by the Department for other water and sewer infrastructure projects eligible for funding from the Drinking Water Reserve or Wastewater Reserve and subject to the applicable directives set forth in Section 12.9.

Coronavirus Capital Projects Reserve (Senate Bill 172, Session Law 2021-25, Section 2.3) – Established as a reserve in the General Fund. The purpose is to maintain federal funds received from the American Rescue Plan Act, P.L. 117-2, for capital projects allowed under federal law.

Coronavirus Relief Reserve (House Bill 1043, Session Law 220-4) – Established as a reserve in the General Fund. The purpose is to maintain federal funds received from the Coronavirus Relief Fund created under the CARES Act, P.L. 116-136, to mitigate the impact of the COVID-19 outbreak in North Carolina.

Disbursements – Funds withdrawn from an agency budget code as recorded in cash management control system.

Disproportionate Share Reserve (House Bill 1473, Section 10.39, Session Law 2007-323) – Federal share of disproportionate share payments received from state hospitals not appropriated by the General Assembly.

Earthquake Disaster Recovery Reserve (House Bill 1105, Session Law 2020-97) – Established as a reserve in the General Fund. Funds appropriated to provide necessary and appropriate relief and assistance from the effects of earthquakes.

Economic Development Project Reserve (Senate Bill 105, Session Law 2021-180) – Established as a reserve in the General Fund to make funds available for expenditures associated with economic development projects meeting or exceeding high-yield project metrics.

Federal Infrastructure Match Reserve (House Bill 103, Session Law 2022-74, Section 2.2.(m)) – Established as a reserve in the General Fund. This Reserve shall make funds available to State agencies and departments to use for State match requirements when procuring federal aid made available under the federal Infrastructure Investment and Jobs Act (P.L. 117-58).

Housing Reserve (House Bill 103, Session Law 2022-74, Section 2.2.(k)) – Established as a reserve in the General Fund. This Reserve shall make funds available upon appropriation for the Workforce Housing Loan Program in accordance with Section 29.1 of S.L. 2022-74 and the Dare County Affordable Housing Project in accordance with Section 24.1 of S.L. 2022-74.

Hurricane Florence Disaster Recovery Reserve (Senate Bill 3, Session Law 2018-136) – Established as a reserve in the General Fund. The purpose is to maintain funds reserved for disaster recovery in relation to Hurricane Florence.

Information Technology Reserve (Senate Bill 105, Session Law 2021-180) – Established as a reserve in the General Fund to make funds available for information technology project expenditures.

Local Fiscal Recovery Reserve (ARPA) (Senate Bill 172, Session Law 2021-25) – Established as a reserve in the General Fund to maintain federal funds received from the Coronavirus Local Fiscal Recovery Fund, pursuant to the authorization set forth in the Social Security Act.

Local Government Coronavirus Relief Reserve (House Bill 1043, Session Law 220-4) – Established as a reserve in the General Fund. The purpose is to maintain federal funds received from the Coronavirus Relief Fund created under the CARES Act, P.L. 116-136, to mitigate the impact of the COVID-19 outbreak on local governments in North Carolina.

Local Project Reserve (House Bill 103, Session Law 2022-74, Section 2.2.(l)) – Established as a reserve in the General Fund that shall make funds available for local project expenditures.

Medicaid Contingency Reserve (Senate Bill 744, Section 12H.38, Session Law 2014-100) – Funds shall be used only for budget shortfalls in the Medicaid Program.

Medicaid Transformation Fund (House Bill 97, Section 12H.29, Session Law 2015-241) – Established as a special fund to provide funds for converting from a fee-for-service payment system to a capitated payment system.

NC GREAT Reserve (House Bill 387, Session Law 2019-230) – The Growing Rural Economies with Access to Technology (GREAT) program was established to fund the terrestrial deployment of broadband within unserved areas of economically distressed counties. The NC GREAT Reserve was established as a reserve in the General Fund to provide funding for the program.

Non-reverting – Represents General Fund activities for which unexpended appropriations do not lapse at fiscal year-end and generally are not re-appropriated for a different purpose, function or activity.

Opioid Abatement Reserve (Senate Bill 105, Session Law 2021-180) – Established as a reserve in the General Fund to maintain funds received by the State as a beneficiary of the final consent judgment resolving the case, *State of North Carolina, ex rel. Joshua H. Stein, Plaintiff v. McKinsey and Company, Inc.*, and any other funds received by the State as a result of the settlement.

Public School Contingency Reserve (House Bill 103, Session Law 2022-74, Section 4.5) – Established as a reserve in the General Fund. This reserve shall make funds available to the Department of Public Instruction to provide sufficient State net General Fund appropriations and necessary budget authority to close out the 2021-2022 fiscal year. Unexpended funds in the Reserve shall revert at the end of the 2021-2022 fiscal year closeout process.

Public School Needs-Based Capital Reserve (House Bill 103, Session Law 2022-74, Section 2.2.(o)) – Established as a reserve in the General Fund to make funds available to the Department of Public Instruction (Department). The Department awards grants from the Needs-Based Public School Capital Fund to counties to assist with their critical public school building capital needs.

Receipts – Funds deposited to an agency budget code as certified in the cash management control system.

Repairs and Renovations Reserve Account (G.S. 143C-4-3) – Established as a reserve in the General Fund which can be used only for the repair and renovation of State facilities and related infrastructure that are supported from the General Fund.

Reserved – Designates the portion of fund balance which has been set aside by the legislature for a specific purpose and is generally unavailable to finance appropriation expenditures.

Retiree Supplement Reserve (House Bill 103, Session Law 2022-74, Section 2.2.(n)) – Established as a reserve in the General Fund. This Reserve shall make funds available to provide a one percent (1%) retiree supplement for retirees of the Teachers' and State Employees' Retirement System, the Consolidated Judicial Retirement System, and the Legislative Retirement System.

Reverting – Designates General Fund activities for which unexpended appropriations lapse at fiscal year-end and may be re-appropriated for the same or a different purpose, function or activity.

Sales and Use Taxes Payable (Chapter 105, Subchapter VIII) – Local Sales and Use Taxes collected and payable.

Savings Reserve Account (G.S. 143C-4-2) – Established as a reserve in the General Fund and is a component of the unappropriated General Fund balance. Account established to maintain sufficient reserves to address unanticipated events and circumstances such as natural disaster, economic downturns, threats to public safety, health and welfare, and other emergencies. Account also established with a goal to maintain a balance equal to or greater than eight percent of the prior year's General Fund operating budget.

Scrap Tire Disposal Taxes Payable (Chapter 105, Article 5B) – Additional sales and use taxes collected on new tire sales payable quarterly to counties (70%), the General Fund (30%).

Stabilization and Inflation Reserve (House Bill 103, Session Law 2022-74, Section 2.2.(q)) – Established as a reserve in the General Fund. This Reserve shall make, only upon an act of appropriation by the General Assembly, funds available to be used for costs associated with inflation and other measures necessary to stabilize the State economy.

State Capital and Infrastructure Fund (SCIF) Reserve (G.S. 143C-4-3.1) – Established as a reserve in the General Fund to reserve an unappropriated balance to transfer funds to the State Capital and Infrastructure Fund (Fund) upon appropriation by the General Assembly. The Fund was established to address the ongoing capital and infrastructure needs of the State.

State Emergency Response/Disaster Relief Reserve (Senate Bill 7, Session Law 2005-1) – Funds appropriated to provide necessary and appropriate relief and assistance from the effects of natural disasters.

Tax and Non-Tax Revenues – Presented in this report net of refunds to taxpayers and various distributions to state and local entities.

Unfunded Liability Solvency Reserve (House Bill 651, Session Law 2018-30) – Established as a reserve in the General Fund. The funds in the Reserve shall be used only for transfers to the Health Benefit Fund or the Retirement System for the purpose of reducing the unfunded liabilities of those two funds.

Unreserved – Resources available to finance appropriation expenditures.

White Goods Disposal Taxes Payable (Chapter 105, Article 5C) – Additional sales and uses taxes collected on sales of new large appliances such as refrigerators, ranges, water heaters, etc, that are payable quarterly to counties (72%) and the General Fund (28%).

Wilmington Harbor Enhancement Reserve (Senate Bill 105, Session Law 2021-180) – Established as a reserve in the General Fund to make funds available for expenditures associated with the Wilmington Harbor Enhancement project.

World University Games Reserve (House Bill 103, Session Law 2022-74, Section 2.2.(j)) – Established as a reserve in the General Fund. This Reserve shall make funds available to support the State of North Carolina as a host of the 2027 World University Games upon an act of appropriation by the General Assembly. Funds in the reserve that have not been appropriated by June 30, 2026 shall revert to the General Fund and the World University Games Reserve shall be eliminated.