B0215 FMLA Overview

Purpose

The purpose of this Report Description is to provide information about total amount of FMLA leave, when eligibility begins and ends, the number of hours used, number of hours remaining, number of weeks used, and number of weeks remaining.

Report Description

This report provides information about total amount of FMLA leave, when eligibility begins and ends, the number of hours used, number of hours remaining, number of weeks used, and number of weeks remaining.

Report Location

PT: Family Medical Leave (FMLA)

Report USes

Agencies will be able to monitor FMLA events and track the hours and weeks associated with the event.

How to Generate This Report

This report is generated after selecting values for the mandatory prompts. All mandatory prompts must have values selected before the Run Icon can be used to generate the report. Mandatory prompts can be identified as mandatory by the exclamation mark inside of the yellow-orange triangle, the square with the checkmark, or the display of (Mandatory). Detailed instructions for interaction with each prompt can be found on the Web Intelligence Prompt List on the OSC website.

The Mandatory prompts for this report are:

- Organizational Unit
- CalMonth/Year (Single Value/Interval, Mandatory)

This report can also be further limited by utilizing the Optional prompts to further limiting the amount of data that retrieved into the body of the report. Optional prompts are indicated as optional in parentheses beside the prompt.

The Optional prompts are:

- Employee(s) PersNo. - (Optional)

Note: Since the system has a large number of employees, using broad wildcard searches can be very slow and may result in an error if the search exceeds the system limit. If the employee number is not known and a name search must be done, narrow down the search by using the wildcard with specific text strings when looking for an employee by name such as:

John*Smith*

*Smith

If the employee number is known, it is best to use the manual entry field in Employee(s) PersNo. - (Optional) to enter the selection.

Image

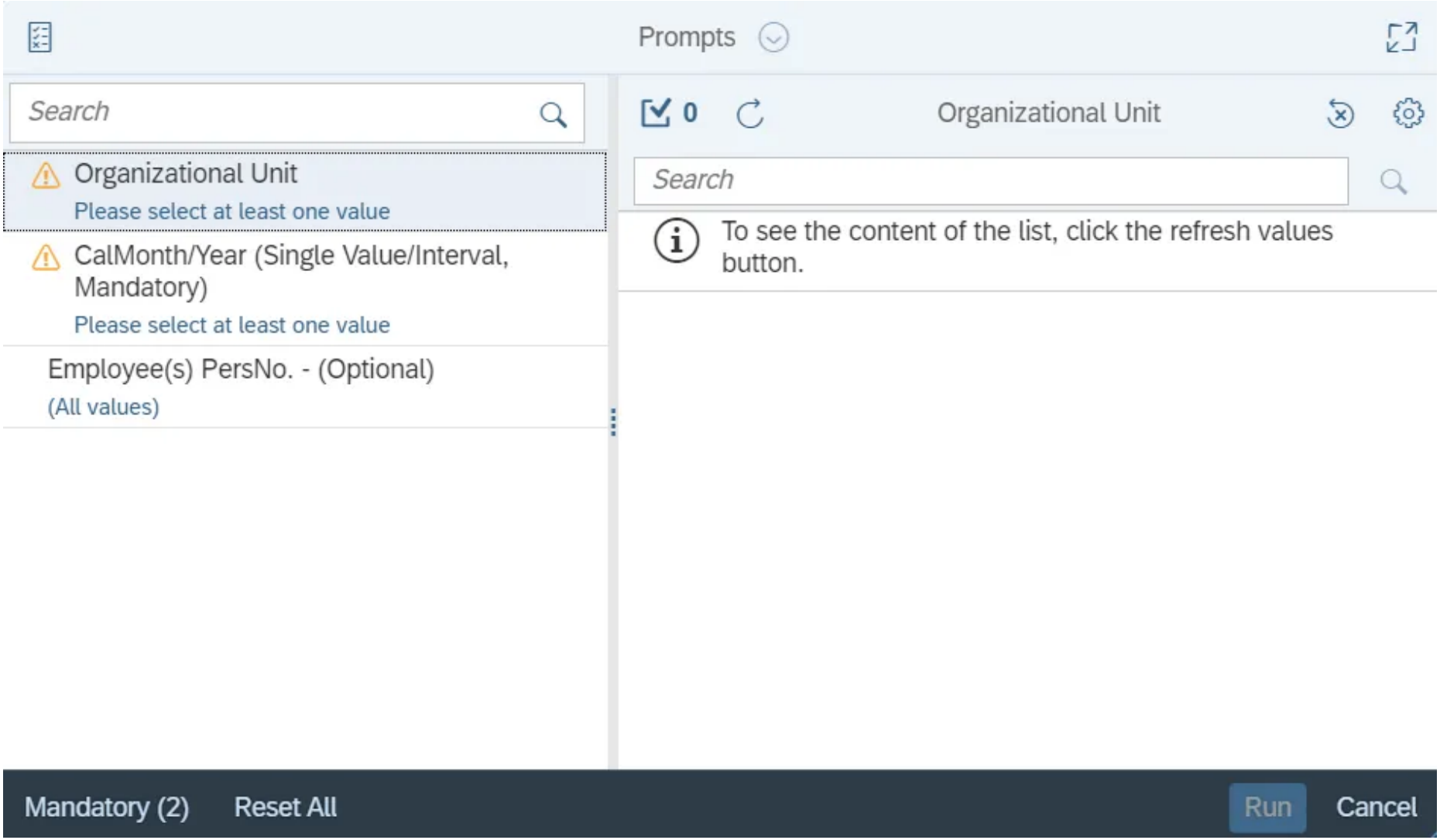

Initial Layout

This report provides information about total amount of FMLA leave, when eligibility begins and ends, the number of hours used, number of hours remaining, number of weeks used and number of weeks remaining.

Image



B0215: FMLA Overview

Execution Date : 6/22/16

Calendar Month/Year: DEC 2015 - DEC 2015

							Cal Mth/Yr	DEC 2015			
Organizational Unit	Organizational Unit Desc	Employee	Employee's Name	FMLA Rule	Deduction Period	Entitled Weeks	FMLA Request Period	Weeks Used	Hours Used	Remaining Weeks	Remaining Hours
15151515	PI SS FIN FIN SERV Plan & Budget	12121212	Alice, Bob	FMLA - FT or PT(20+)	12/08/2015 - 12/07/2016	12.00	12/08/2015 - 12/07/2016	3.82	152.91	8.18	327.09
16161616	PS ACJJ OPS PRI C MED-FRANKLIN Admin	13131313	Doe, Jane	FMLA - FT or PT(20+)	12/16/2015 - 12/15/2016	12.00	12/16/2015 - 12/15/2016	3.69	147.75	8.31	332.25
17171717	PS ACJJ OPS CC D3 JDM-18	14141414	Smith, John	FMLA - FT or PT(20+)	12/02/2015 - 12/01/2016	12.00	12/02/2015 - 12/01/2016	1.60	64.00	10.40	416.00

The Report Info tab displays the information about the prompts entered.

Image



Report Info

Execution Date : 6/22/16

Prompt Input

Organizational Unit	Organizational plan
CalMonth/Year	DEC 2015 - DEC 2015
Employee(s) PersNo.	

Available Objects

This is a list of the available objects that can be added to the report, from the Document Dictionary once in the Design mode.

Dimensions

- Absence Type
- Begin Date IT2001
- Cal Mth/Yr
- Cal Yr
- Certificate Provided
- Changed on IT2001
- Continuous/Intermittent
- Deduction Day
- Deduction Period
- Eligibility
- Employee
- Employee Group
- Employee Subgroup
- Employee’s Name
- End Date IT2001
- Entitled Weeks
- Ethnic origin
- FMLA Reason
- FMLA Request Period
- FMLA Rule
- FMLA Status
- Job
- Job Branch

- Job Family
- Organizational Unit
- Personnel Area
- Personnel Subarea
- Position
- Request Date
- Request Number
- Supv Employee
- Work Schedule Rule

Measures

- Hours Used
- Remaining Hours
- Remaining Weeks
- Weeks Used

Variables

- Cal Mth/Yr
- Prompt Response Cal Mth/Yr
- Prompt Response Employee PersNo
- Prompt Response Organizational Unit

Image

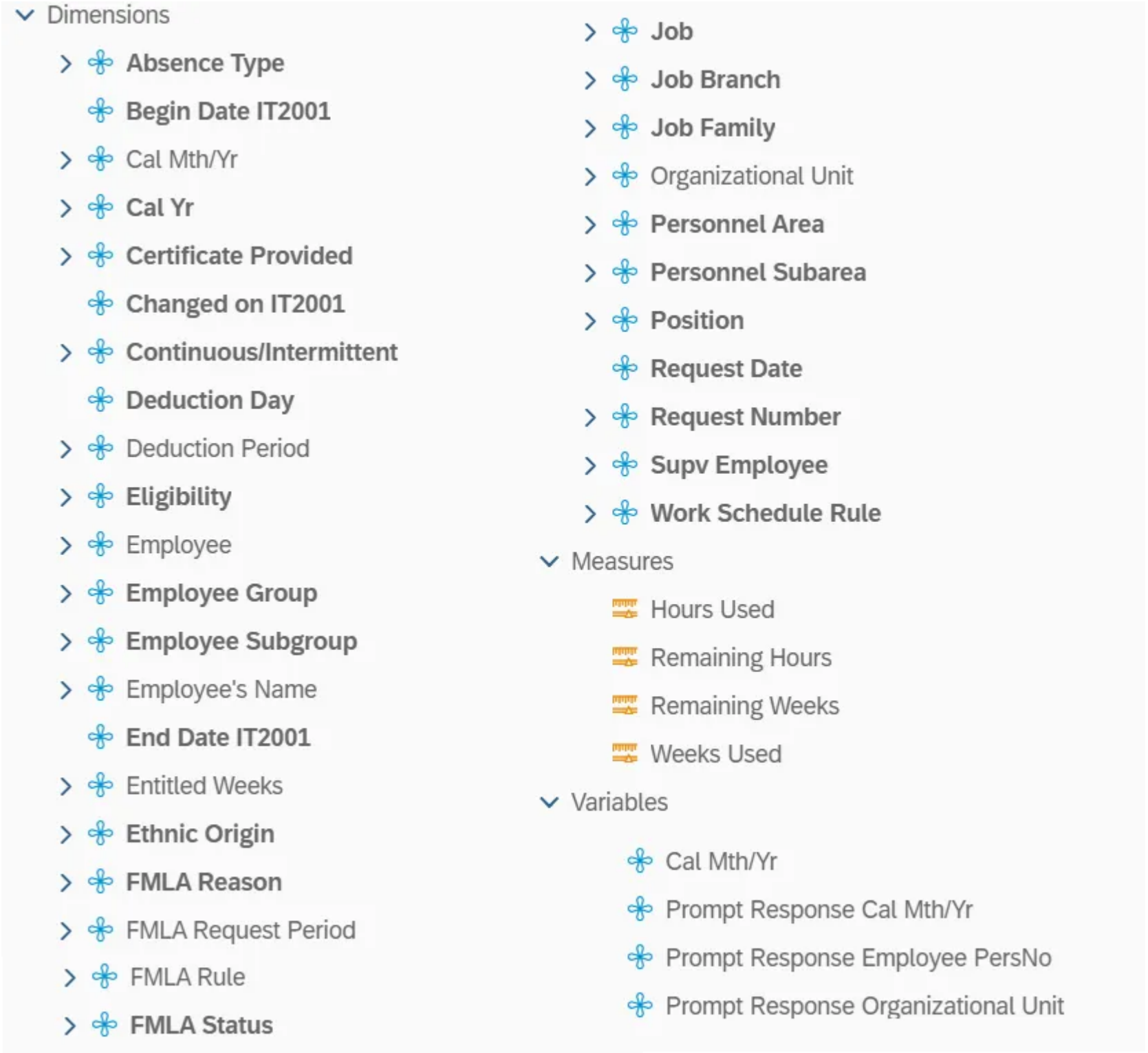
Dimensions
Absence Type
Begin Date IT2001
Cal Mth/Yr
Cal Yr
Certificate Provided
Changed on IT2001
Continuous/Intermittent
Deduction Day
Deduction Period
Eligibility
Employee
Employee Group
Employee Subgroup
Employee's Name
End Date IT2001
Entitled Weeks
Ethnic Origin
FMLA Reason
FMLA Request Period
FMLA Rule
FMLA Status
Job
Job Branch
Job Family
Organizational Unit
Personnel Area
Personnel Subarea
Position
Request Date
Request Number
Supv Employee
Work Schedule Rule
Measures
Hours Used
Remaining Hours
Remaining Weeks
Weeks Used
Variables
Cal Mth/Yr
Prompt Response Cal Mth/Yr
Prompt Response Employee PersNo
Prompt Response Organizational Unit

Special Report Considerations/Features

- When you drag and drop the Available Objects to the Default Layout and refresh, the report runs fine.
- When you drag and drop the Objects back again from Default Layout to Available Objects and refresh, the below error occurs.

Image

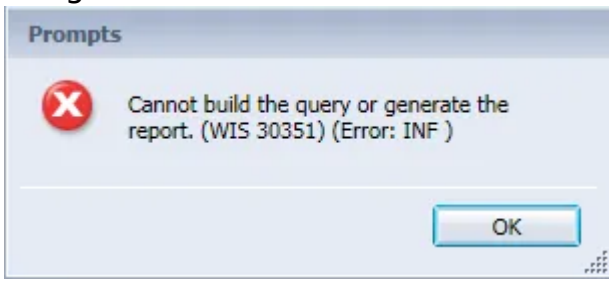

- Refresh One more time to overcome this error and to get the Reporting results.
- FMLA Rule 3 (FIL - FT or PT (20+)) is excluded from report.
- By default, data is sorted by Organizational Unit (This can be changed as needed):
- To change the sorting for the desired column, follow the steps below. There are 3 steps to complete this process.

Step 1: Change to Design mode.

Image

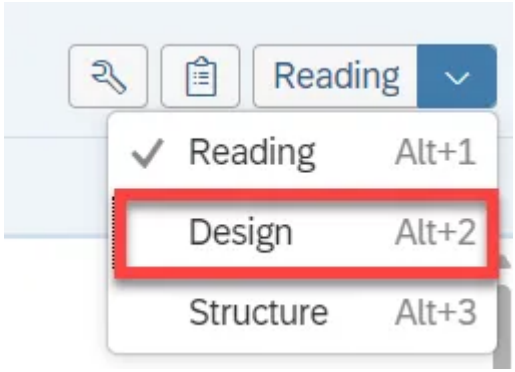

Step 2: Click on the tool icon.

Image

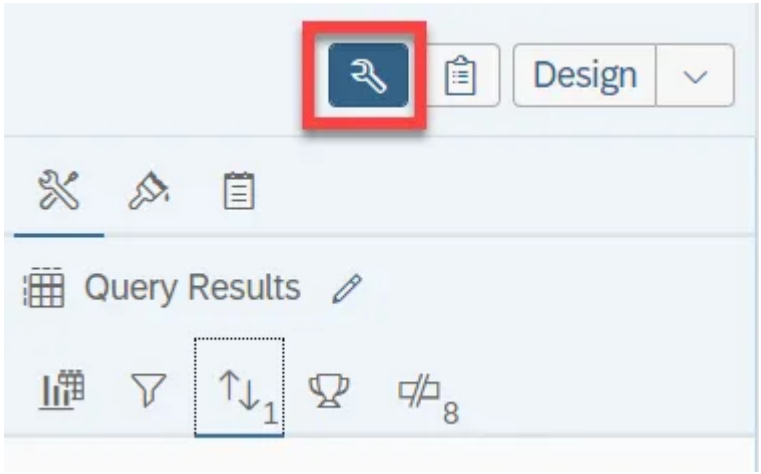

Step 3: Select ascending or descending sort order as needed.

Image

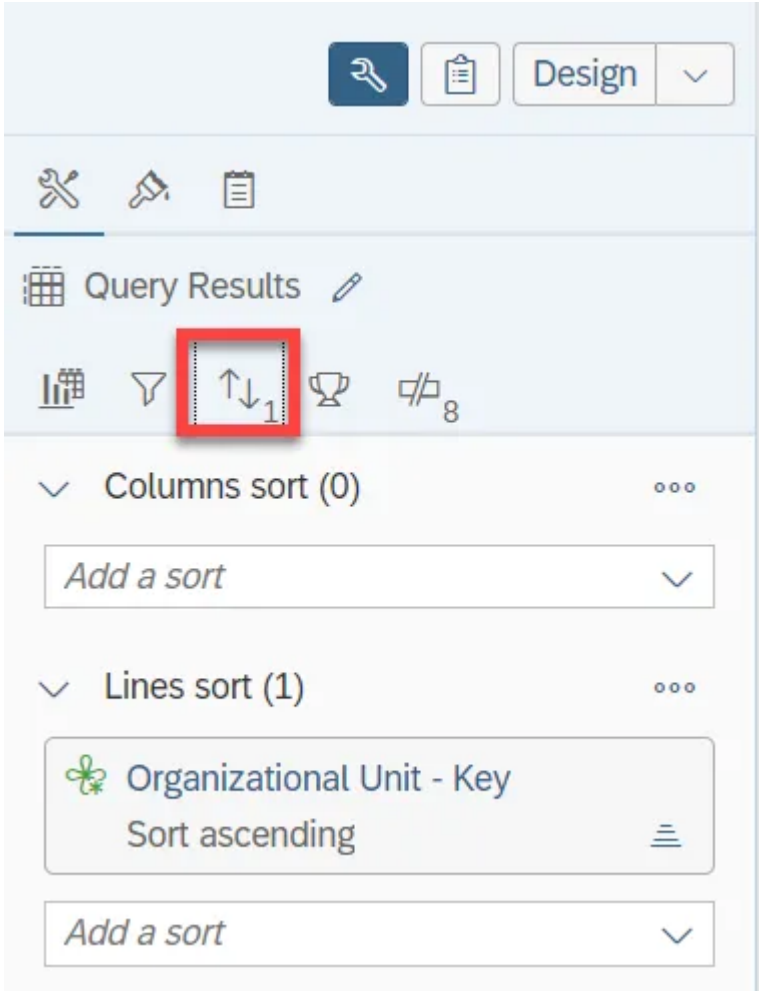

First Published

Thu, 06/23/2016

Last Updated

Wed, 01/21/2026

Printable PDF