B0098 Time to Process Separations Metrics

Purpose

The purpose of this report description is to explain how to generate the Time to Process Separations Metrics report.

Report Description

The B0098 Time to Process Separations Metrics report compares the effective date of the employee separation action to the date it was processed to determine whether the change was processed retroactively or not, and if so, by how many days.

The report contains the following calculations:

- Processed On Time
- 1 - 29 Days Retro
- 30 - 59 Days Retro
- >59 Days Retro
- Total Transactions

Report Location

Agency Performance Metrics

Report Uses

This Report is useful in identifying the timely processing of separations, which is critical to ensure that the state is not erroneously paying employees after they have separated from state government.

This report is useful in identifying separations that were not processed in a timely manner. The employee is an available object on the report, and can be added to the base report. This would identify employees who may have been incorrectly paid. This list could be used by agencies when investigating to determine if funds need to be recouped from the employee.

How to Generate This Report

This report is generated after selecting values for the mandatory prompts. All mandatory prompts must have values selected before the Run Icon can be used to generate the report. Mandatory prompts can be identified as mandatory by the exclamation mark inside of the yellow-orange triangle, the square with the checkmark, or the display of (Mandatory). Detailed instructions for interaction with each prompt can be found on the Web Intelligence Prompt List on the OSC website.

The Mandatory prompts for this report are:

- Organizational Unit
- Changed On Date (Single Value/Interval, Mandatory)

Image

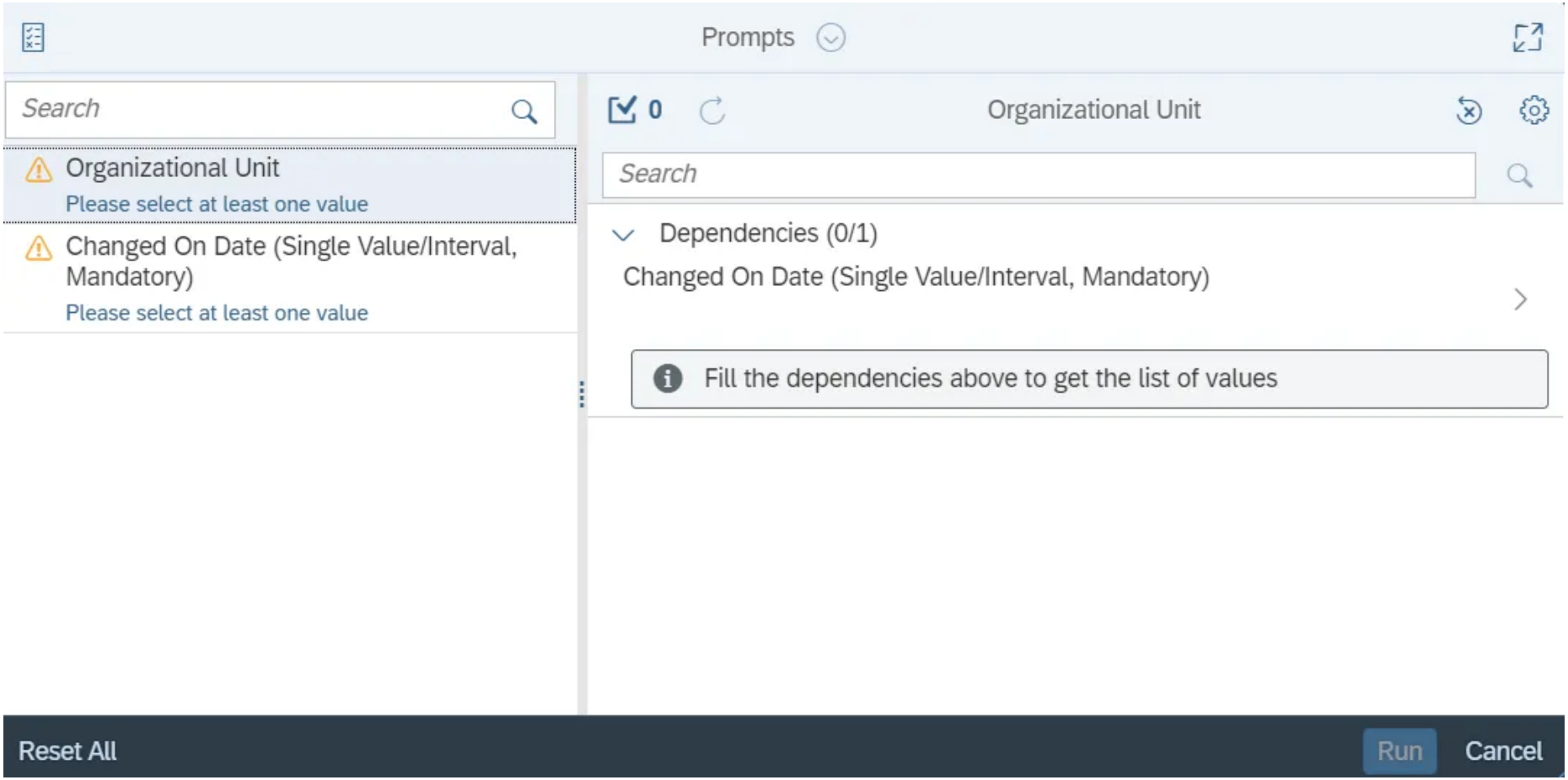

Initial Layout

This report contains one report tab and one Report Info tab. Below are sample renderings from each tab.

B0098 Time to Process Separation Metrics tab:

Image

B0098: Time to Process Separations Metrics

Execution Date : 10/12/18

Changed On Date: 1/1/2018 - 8/31/2018

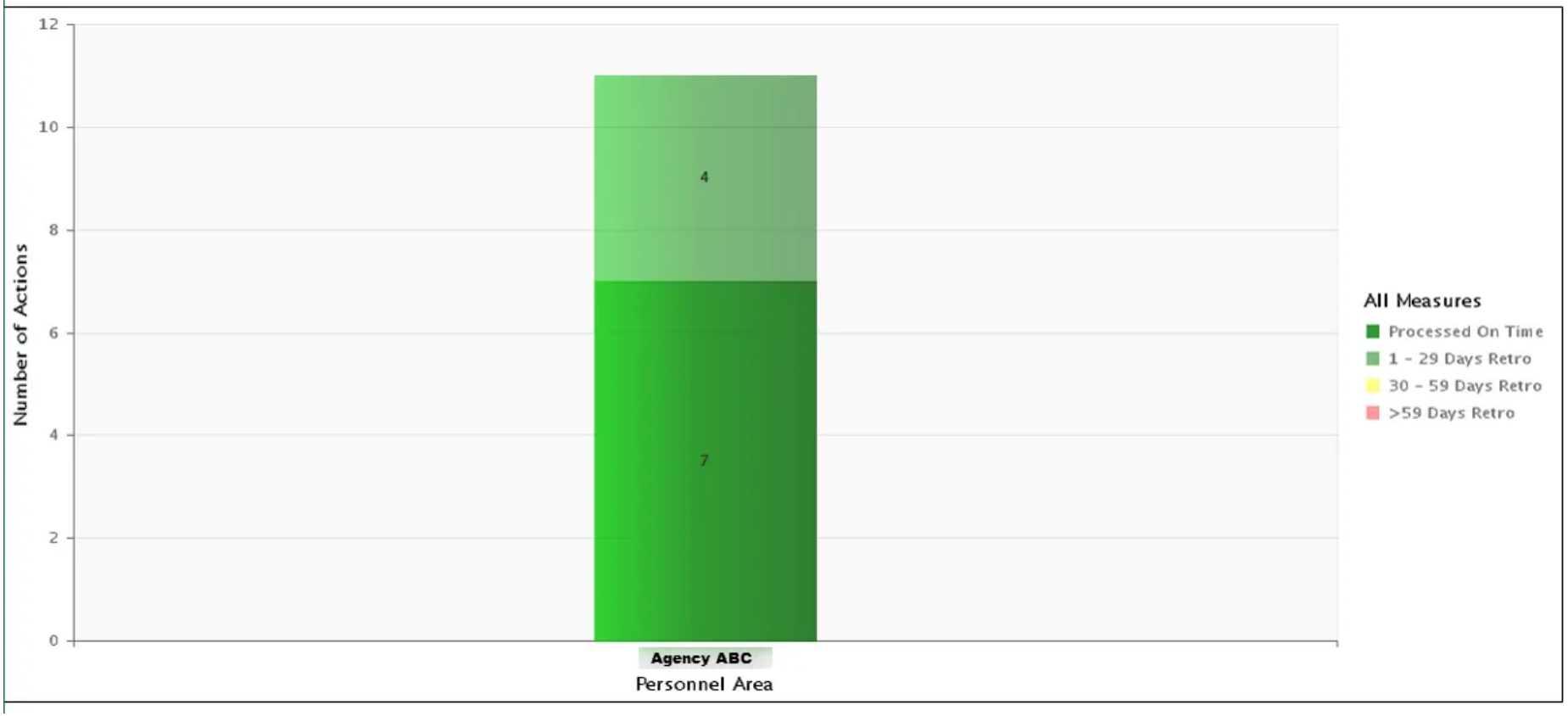

Image

Org Unit	Org Unit Desc	Processed On Time	1 - 29 Days Retro	30 - 59 Days Retro	>59 Days Retro	Total Transactions
22222221	Agency ABC Dvision 1	1	1	0	0	2
22222222	Agency ABC Dvision 2	2	0	0	0	2
22222223	Agency ABC Division 3	1	1	0	0	2
22222224	Agency ABC Division 4	2	1	0	0	3
22222225	Agency ABC Division 5	1	1	0	0	2

The Report Info tab displays information about the prompts entered.

Image



Available Objects

This is a list of the available objects that can be added to the report, from the Document Dictionary once in the Design mode:

Dimensions

- Action Reason
- Action Type
- Effective Date
- Employee
- Employee Group
- Employee Subgroup
- Hourly Pay Indicator
- Organizational Unit
- Personnel Area
- Processed Date
- Valid To

Measures

- >59 Days Retro
- 1-29 Days Retro
- 30-59 Days Retro
- Processed On Time
- Total Retros Processed
- Total Transactions

Variables

- Prompt Response Changed On Date
- Prompt Response Organizational Unit

Image

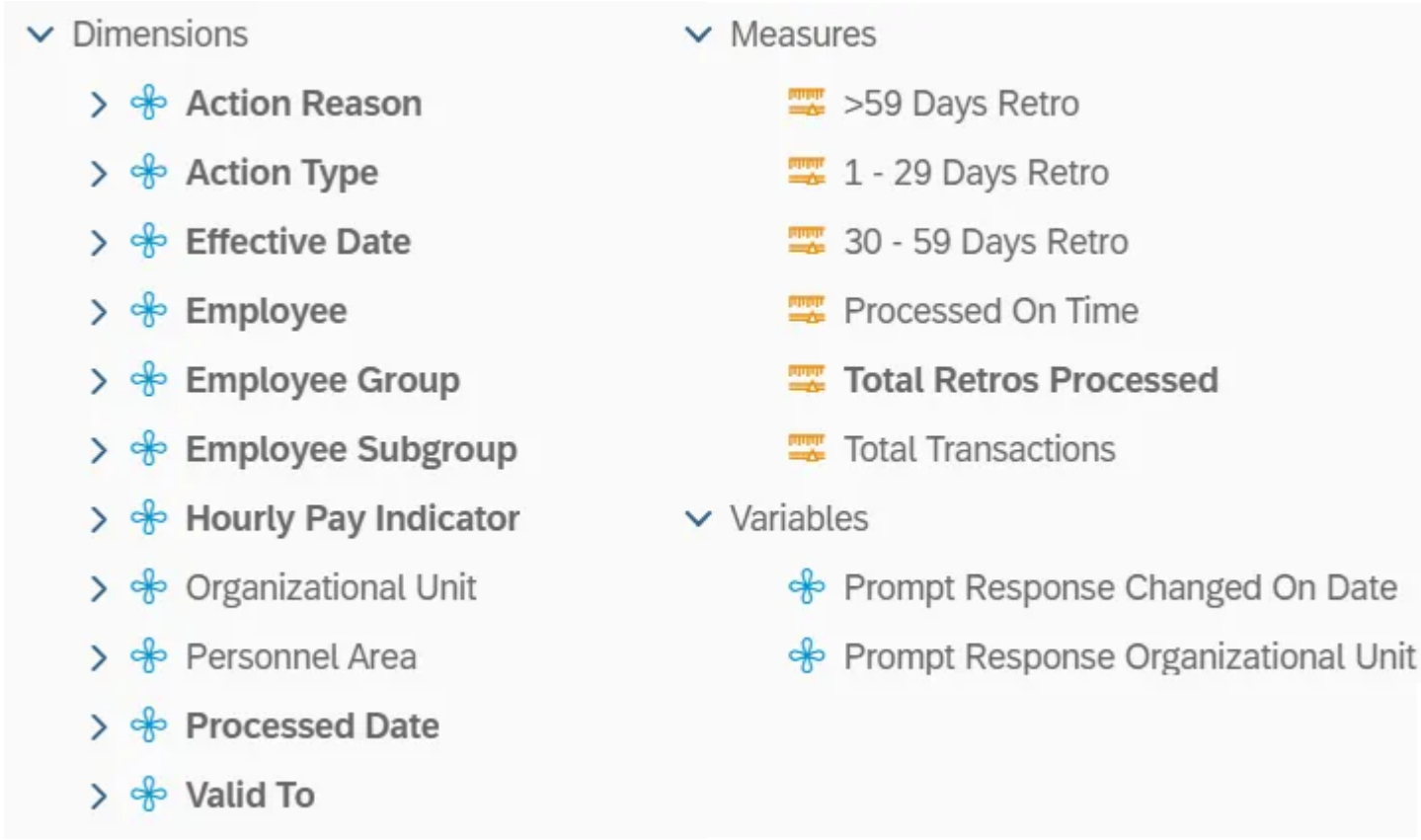

Special Report Considerations/Features

- This report includes only ZF and ZG (separation) actions
- Scorecard colors are applied only to the Retro columns using the following criteria:
  - 1 - 29 Days Retro > 0 No color (Implied Green)
  - 30 - 59 Days Retro > 0: Yellow
  - >59 Days Retro > 0: Red

First Published

Thu, 02/21/2019

Last Updated

Fri, 01/09/2026

Printable PDF