OM-11 OM Pay Plan

Purpose

The purpose of this job aid is to explain transaction **ZOMPAYPLAN**, which is used to view pay plans in their entirety or by Pay Grade Types, Areas, or Grades.

This is a display transaction only. Users can change the date to view pay plans from previous years or keep the default as Today to view current salary ranges. Adjustments to the pay plans are legislatively driven and made by the Integrated HR/Payroll System.

The ZOMPAYPLAN transaction displays the current Salary Table. Defaults include the current date as well as ALL Pay grades and Pay types.

Step 1. Enter **zompayplan** in the command field and press enter. Or, double click it from your Favorites Folder if you've previously saved it there.

Image

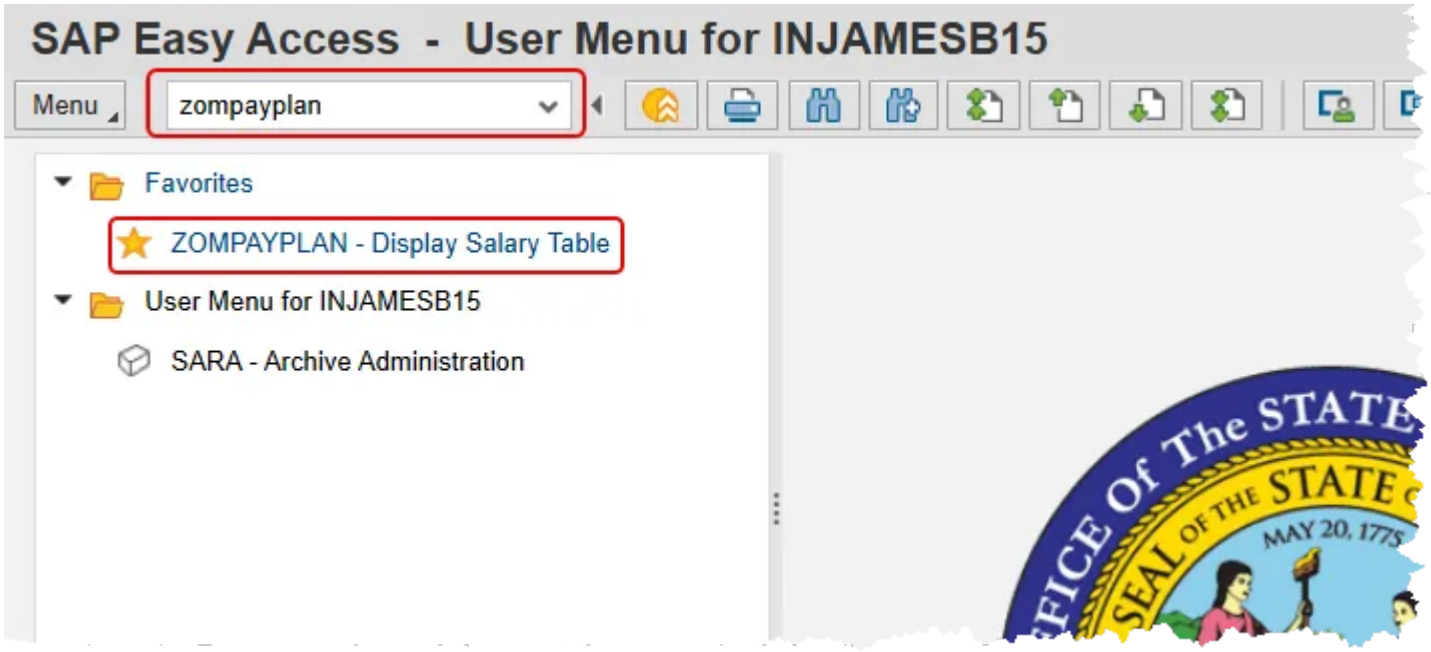

Step 2. The user should enter the desired search criteria, such as the date, pay grade type, pay grade area, and pay grade. If necessary, select a specific range for search criteria.

- **Key Date**: Defaults to today. To view results from another day, click the ‘Other date’ radio button and input the relevant date.

Image

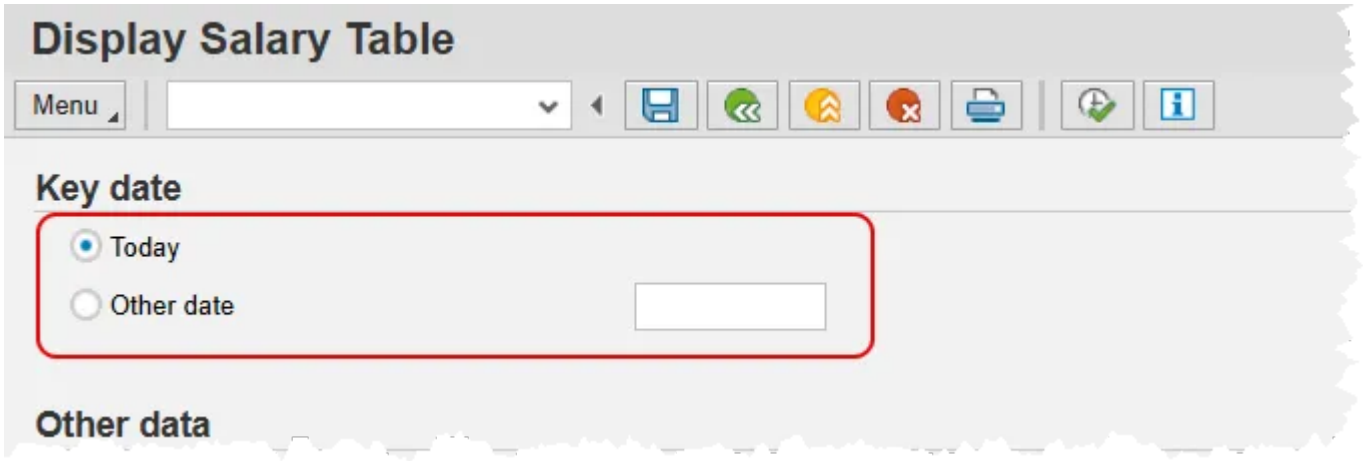

- Enter a value into the **Pay grade type** field to filter results to meet your needs. Using the matchcode button will produce a pop-up with several options to select from. You can also put in a range or use the multiple selection button to add more values to the filter.

Image

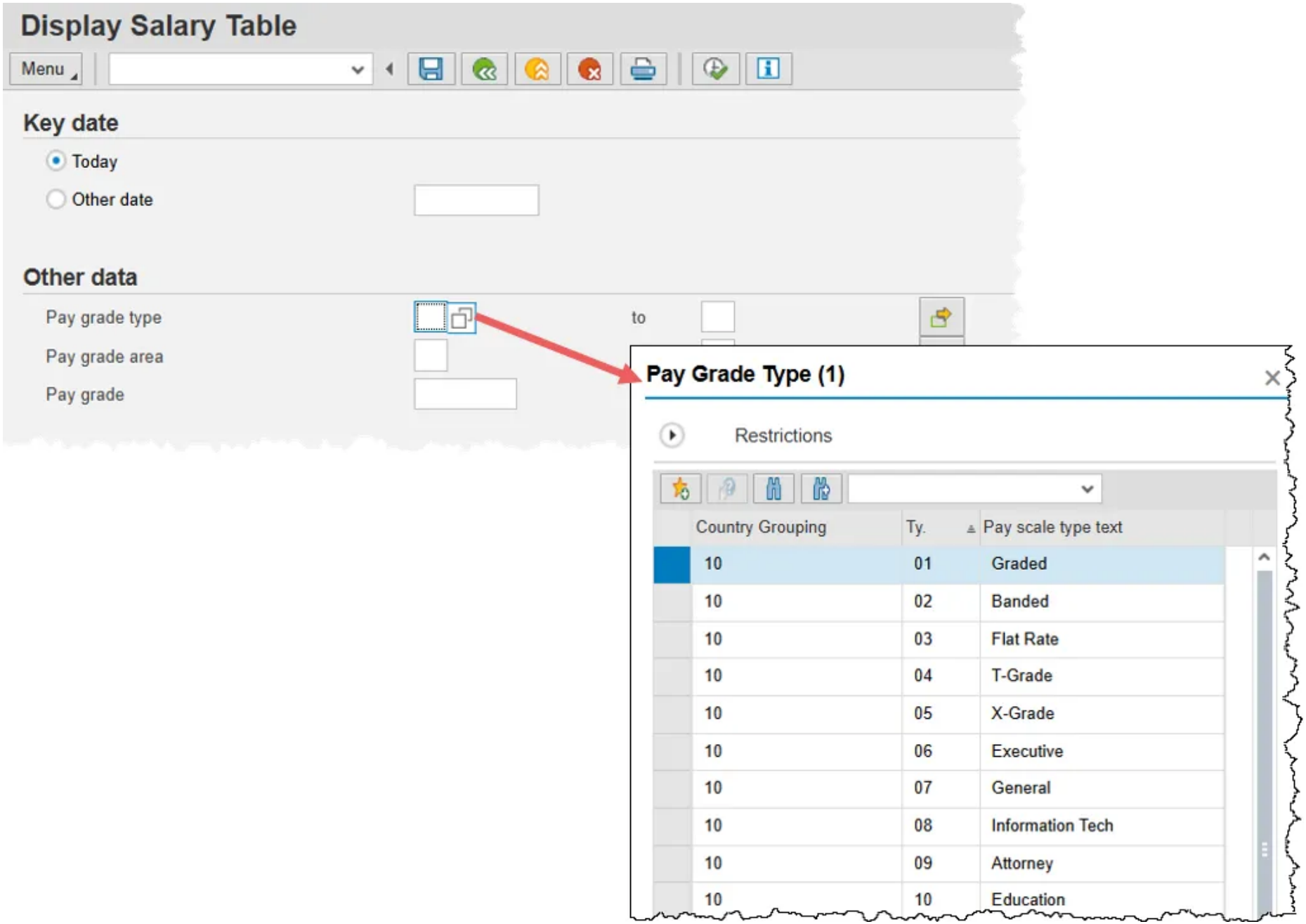
Display Salary Table
Menu
Key date
Today
Other date
Other data
Pay grade type
to
Pay grade area
Pay grade
Pay Grade Type (1)
Restrictions
Country Grouping
Ty.
Pay scale type text
10 01 Graded
10 02 Banded
10 03 Flat Rate
10 04 T-Grade
10 05 X-Grade
10 06 Executive
10 07 General
10 08 Information Tech
10 09 Attorney
10 10 Education

- Enter a value into the **Pay grade area** field to filter results to meet your needs. Using the matchcode button will produce a pop-up with several options to select from. You can also put in a range or use the multiple selection button to add more values to the filter.

Image

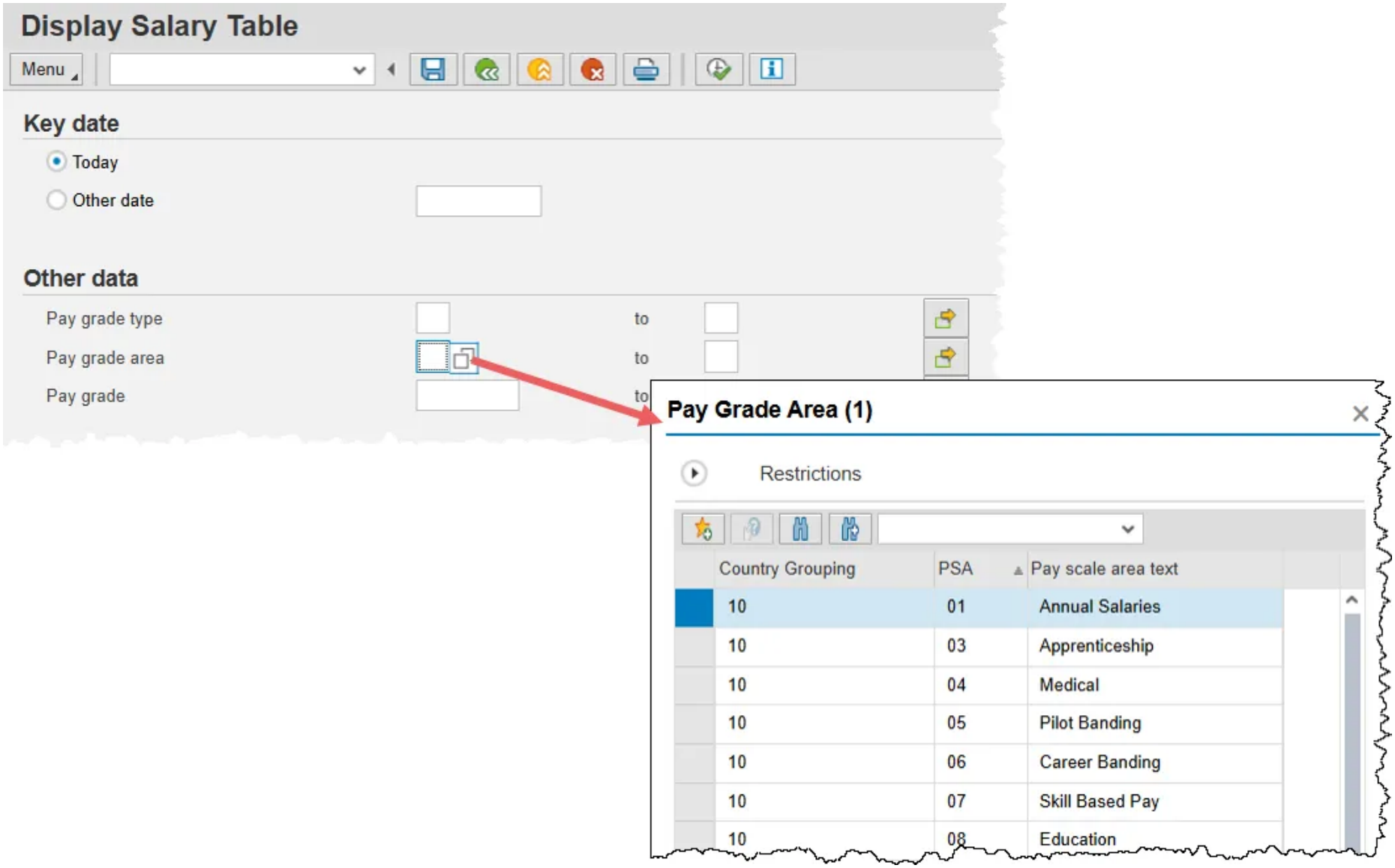

- Enter a value into the **Pay grade** field to filter results to meet your needs. There is no matchcode button for this field. You can also put in a range or use the multiple selection button to add more values to the filter.

Image

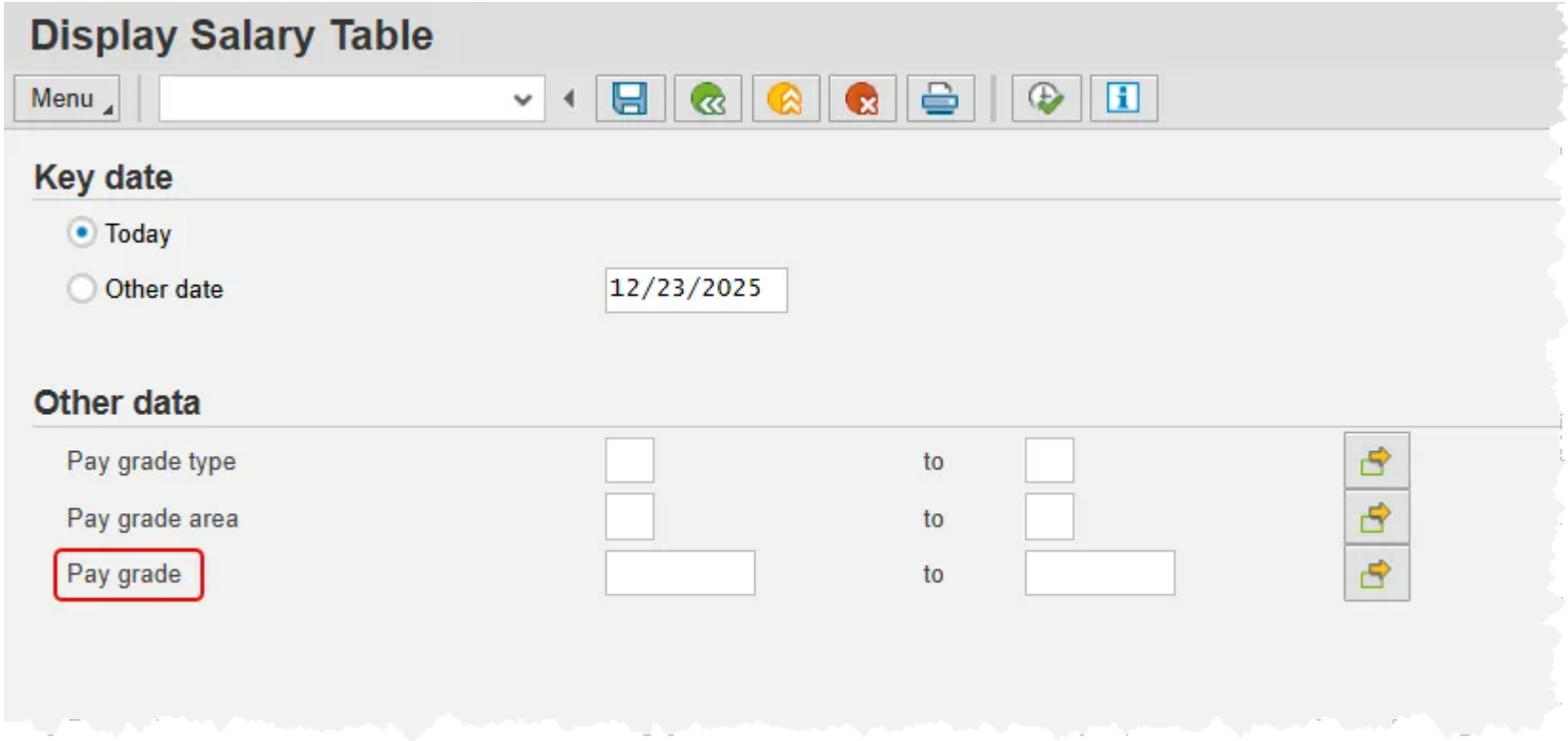

- Press the Execute button to see the pay plans that meet your filtered criteria.

Image



The report results are shown. You can use the layout buttons to add, remove and sort columns to best fit your needs. The How to Manage Reporting Layouts help document may be useful in this regard.

Image

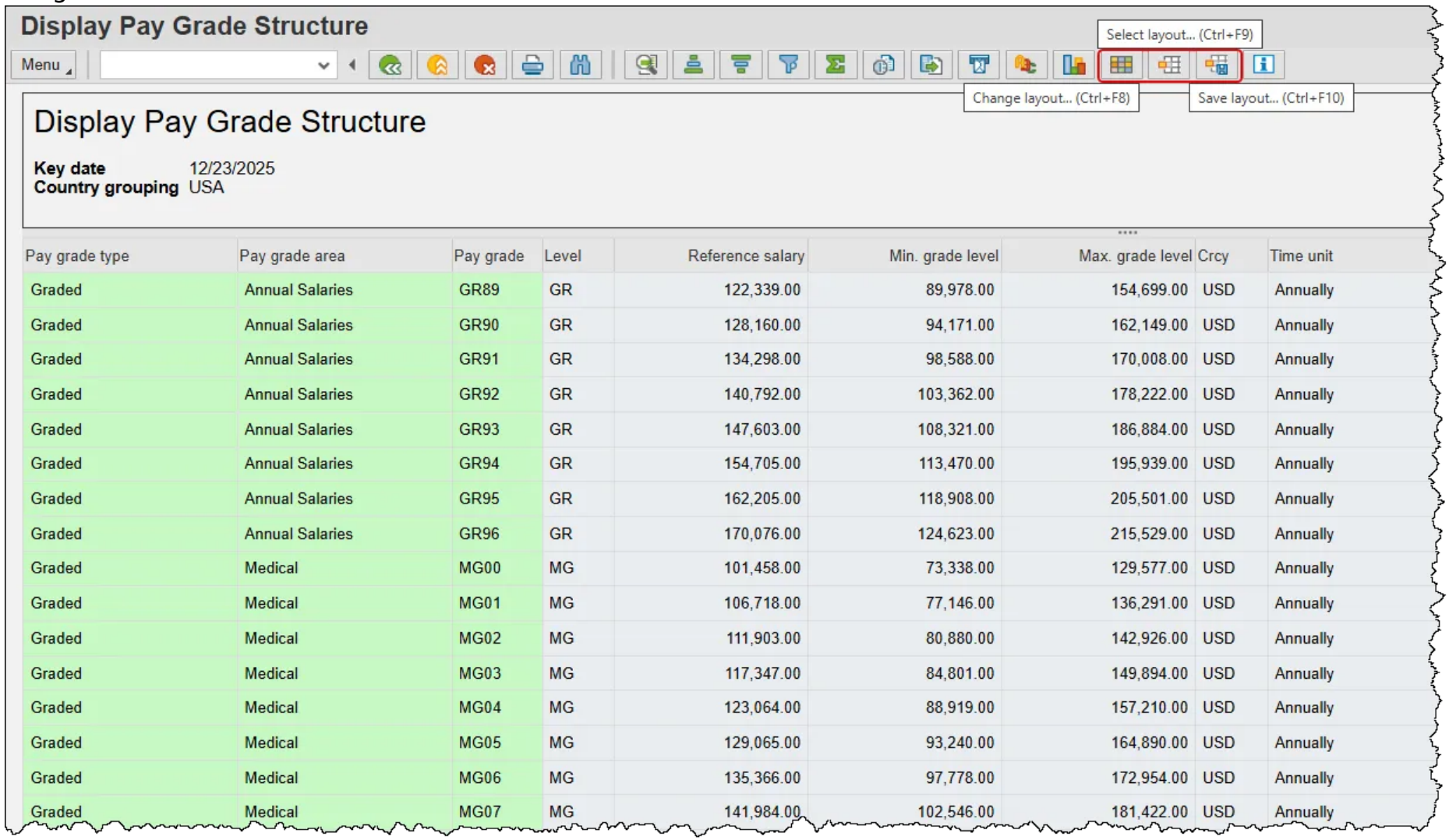

Pay grade type	Pay grade area	Pay grade	Level	Reference salary	Min. grade level	Max. grade level	Crcy	Time unit
Graded	Annual Salaries	GR89	GR	122,339.00	89,978.00	154,699.00	USD	Annually
Graded	Annual Salaries	GR90	GR	128,160.00	94,171.00	162,149.00	USD	Annually
Graded	Annual Salaries	GR91	GR	134,298.00	98,588.00	170,008.00	USD	Annually
Graded	Annual Salaries	GR92	GR	140,792.00	103,362.00	178,222.00	USD	Annually
Graded	Annual Salaries	GR93	GR	147,603.00	108,321.00	186,884.00	USD	Annually
Graded	Annual Salaries	GR94	GR	154,705.00	113,470.00	195,939.00	USD	Annually
Graded	Annual Salaries	GR95	GR	162,205.00	118,908.00	205,501.00	USD	Annually
Graded	Annual Salaries	GR96	GR	170,076.00	124,623.00	215,529.00	USD	Annually
Graded	Medical	MG00	MG	101,458.00	73,338.00	129,577.00	USD	Annually
Graded	Medical	MG01	MG	106,718.00	77,146.00	136,291.00	USD	Annually
Graded	Medical	MG02	MG	111,903.00	80,880.00	142,926.00	USD	Annually
Graded	Medical	MG03	MG	117,347.00	84,801.00	149,894.00	USD	Annually
Graded	Medical	MG04	MG	123,064.00	88,919.00	157,210.00	USD	Annually
Graded	Medical	MG05	MG	129,065.00	93,240.00	164,890.00	USD	Annually
Graded	Medical	MG06	MG	135,366.00	97,778.00	172,954.00	USD	Annually
Graded	Medical	MG07	MG	141,984.00	102,546.00	181,422.00	USD	Annually

VALID PAY GRADE TYPE/AREA COMBINATIONS

Note: For Banded classes the Pay grade is the 8-digit Job ID. For all others, the Pay grade is the actual Grade (GR50, JB18, MG04, etc.).

First Published

Wed, 04/24/2013

Last Updated

Wed, 01/14/2026

Printable PDF